


THE SQUARE

KNOT

T

he Square Knot is Twenty-Five years old. I thank **Harvey Sigman** for the opportunity to reflect upon its origins and its evolution over this period of great change within the Department itself as well as within the health-care environment of the Province

The Square Knot Turns 25



Dr. Jonathan Meakins

and its impact on the University. The fundamental stimulus for the creation of a McGill Department of Surgery Newsletter was the belief that we could not continue as we were and that different approaches were required to provide the glue that would, despite

our different sites and cultures, identify clearly that we were a single department. The subsequent merger of the downtown hospitals with the integration of all our teaching hospital made a single identity more necessary.

In 1988, there were McGill-based residency programs in CVT, Plastics and Orthopaedics which functioned across sites. There were nonetheless strong and sometimes fiercely independent divisions in other surgical specialties within each hospital. The Departments and Divisions at the Vic and the General had cordial relations but no real interaction, functioning effectively as independent units within their hospitals and the Faculty of Medicine. There was a

separate university budget for the surgery department in each hospital. This state of affairs was certainly not unique to Surgery and was the case in several clinical departments. Indeed, it always seemed to me that we had effectively two medical schools at McGill and while this produced hybrid vigour and some useful competition, but being occasionally counterproductive, it was hard to imagine it could continue.

The trend in France and some other areas of Europe but particularly in the United States was increasing subspecialisation within traditional surgical disciplines. Already in 1988, maintaining a critical mass and cohesion within surgery was becoming difficult. The upshot of these thoughts was that over a period of time a single Department had to evolve spread ▶

(See continuation on page 4)

Inside

Letters to the Editor	2	Barbara Guido Retires	21
Editor's Note	3	Resident's Corner	22
Did You Know?	5	Welcome New Surgery Chief Residents	24
25th Fraser Gurd Day	6	Kudos	27
Divisional News		Achievements Residents and Fellows	28
General Surgery	13	2014 Brown Cup	28
Urology	16	Visiting Professors	29
Cardiac Surgery	18	McCord Museum Find	32
Plastic Surgery	19	Obituaries	33
Orthopaedic Surgery	19		

DEPARTMENT OF SURGERY

NEWSLETTER

MCGILL UNIVERSITY

SPRING/SUMMER 2014





Letters to The Editor

Dear Editor,

I look forward to future editions and would kindly suggest listing your membership according to specialty. I see there the real chance to exchange info with colleagues and McGill, with you as the hub. Great communication possibilities for sure.

Guy Lemire, MD

Dear Editor,

I have been Professor Emeritus at McGill since 2006, having retired from the directorship of the Joint Diseases Laboratory at the Shriners Hospital in 2005. I continue to be actively involved in research programs with colleagues in Canada and Europe, chairing research advisory boards, reviewing and lecturing around the world.

Last year I received the Lifetime Achievement Award from The International Cartilage Repair Society following on a similar Lifetime Award from the Osteoarthritis Research Society International. It was nice to think that our work on skeletal development also resulted in new insights into cartilage repair and treatment of osteoarthritis. The serum and urine cartilage turnover biomarkers we developed, with Shriners Hospitals, NIH and CIHR funding, to detect cartilage repair and degradation were commercialized and are being used by academics and industry to study cartilage turnover both in the lab and in patients with joint injuries and arthritis. This has led to their use in the early detection of arthritis and, in drug development, to detect early responses to therapy to control joint damage.

Keep up the great work you are doing on Square Knot. My best to my colleagues in Surgery who played key roles in much of our work.

**Robin Poole PhD, DSc, Co-founder
and Scientific Director Emeritus,
Canadian Arthritis Network (1998-2013),
A National Centre of Excellence**

Dear Editor,

The pictures are a vital part of the Square Knot. However, they are not as informative as they should be because the individuals in the pictures are not identified at the bottom of each picture. As we grow older and have distance from McGill we all change in appearance. Thus there's a need for names.

**Wallace Watson, MDCM, FACS, FRCSC,
McGill Med '68**

Dear Editor,

In March 2014 I went to Trinidad and Tobago as a visiting professor at the West Indies Universities. I gave 3 lectures addressing surgeons from all the Caribbean Islands. The first was on laparoscopic management of difficult gallbladders tips and tricks, the second on laparoscopic bile duct exploration and the third on laparoscopic management of colorectal malignancies. I also performed 4 live surgeries; a laparoscopic proctocolectomy with ileo-anal pouch, a laparoscopic low anterior resection, a laparoscopic splenectomy and a laparoscopic bilateral inguinal hernia repair.

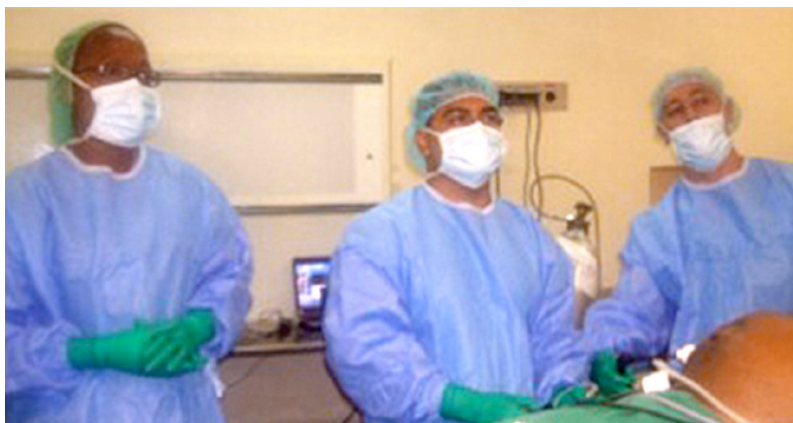


Hepato-Pancreato-Biliary surgeon and University of the West Indies, St Augustine Lecturer, Dr. Shamir Cawich (right) and Prof. Goffredo Arena (Left) at a recent function.

During those surgeries I mentored the local surgeons who performed under my guidance parts of the procedures. ♦

**Goffredo Arena, M.D., FRCS (C),
Spec. Chir. Vasc. (Ita)
Department of Surgery,
McGill University
Assistant Professor of Surgery
Laparoscopic, Hepatobiliary and
Multi-Organ Transplantation
McGill University Health Center**

To read more of Dr. Arena's story, visit:
<https://flic.kr/s/aHsjZ5ACZP>



Hepato-Pancreato-Biliary surgeon and University of the West Indies, St Augustine Lecturer, Dr. Shamir Cawich (Left) and Prof. Goffredo Arena (Right) perform a laparoscopic procedure on a patient at the Port-Of-Spain General Hospital.



Editor's Note

By Harvey Sigman, MD, PhD

I experienced a certain feeling of a void as I began to think about the content of my editorial. The void was created by the recent passing of Dr. Ray Chiu. Ray was a good friend and colleague for many years. When I was asked to succeed Ray as Editor of the Square Knot, I went to him for advice since I had no concept of the complexity of the task. With a smile on his face and his humble description of his role as editor, he was reassuring and encouraging and told me that he would always be available for advice. It is hard for me to believe that so soon after the first editorial where I acknowledged his contributions, that we would be lauding his life in a memorial column.

We celebrate with this issue, the 25th anniversary of the launching of the Square Knot (Vol 1, No 1) by Dr. Jonathan L. Meakins in July, 1989. The well recognized symbol of the square knot only appeared in the second issue. We have received many favorable



Dr. Harvey Sigman

comments on our new online format. Ekaterina Lebedeva, Assistant Editor, has digitized all the past issues of the Square Knot as well as a Table of Contents that will allow you to [easily access past articles](#). This will be an important archive for those who wish to search past events or old colleagues in the Department of Surgery. You will find it interesting to refer back to that first issue to appreciate the change in format allowed by the evolution of technology as well as to read about the activities of

some of the members of our Department who are still playing important roles today.

The Editorial Board of the Square Knot again thanks you for your support and welcomes your comments and contributions. ♦

Support the McGill Department of Surgery!




The McGill Department of Surgery is recognized nationally and internationally for its excellence in surgical education, research and innovation, and high quality patient care. Graduates of our surgical training programs have become our ambassadors around the world; many have risen to prominent leadership positions in their institutions.

The future of The McGill Department of Surgery as a truly great department depends more than ever on gifts from private sources. Such donations can be made ONLINE by credit card via The Montreal General Hospital Foundation at www.mghfoundation.com/donate/online-donation. Enter your donation amount and check the box "Other", and type in **McGill Department of Surgery Alumni Fund**. Fill in the "Donor information" as appropriate. Charitable receipts for Canadian tax purposes will be issued by the MGH Foundation. ♦

Gerald M. Fried, MD
Chairman, McGill Department of Surgery

McCord Museum Find



Good day editorial staff;

I found this photo which comes from the McCord Museum. You may find it interesting for inclusion in a future issue. Congratulations on your work on "our Square Knot"!

Sincerely, Ed Monaghan,
Ex-Editor

To read about this finding see page 32.

25 Years

Continued from page 1

► over the two downtown sites and affiliated hospitals where the development of the specialty and subspecialty directions of Academic Surgery could be developed and flourish. The idea that a newsletter could contribute to a sense of a SINGLE DEPARTMENT across ALL sites did seem like a useful initial step.

The Square Knot initially came out of the Chair's office, **Jane Hutchison** coordinated the work of finding and collating the content and organising the design and production of each issue. Following Jane Hutchison's move, **Madeleine Beaulne** took over those tasks. In the winter of 1991-92, **Ed Monaghan** took over as The Editor and production moved from the Vic to the Audiovisual Department at the General where they have remained. The enterprise really took off at this time. Expanding from 12 to 20 pages, the breadth of content was increasingly inclusive, effectively including news of the residents and staff in all divisions and the affiliated hospitals. The 'letters to the editor' started early but flowered under Ed. **Emma Lisi** was effectively assistant editor from 1994, succeeding Madeleine Beaulne, to 2006 where she was followed in 2007 by **Minh Duong**. **Ray Chiu** took the reins in 2006 and has continued the established principles, adding his own creative touch.

In the first issue, July 1989, the Division of Orthopaedics was highlighted and is quoted here, "The integrated orthopaedic program was celebrated with sartorial elegance. The McGill Orthopaedic tie, and scarves for the ladies, sport alternate rows of the McGill shield and the Nicolas Andry orthopaedic logo." Their success provided the stimulus to design a Departmental tie. The McGill crest was obvious. *The Square Knot* was started and its symbol could represent ALL of Surgery.

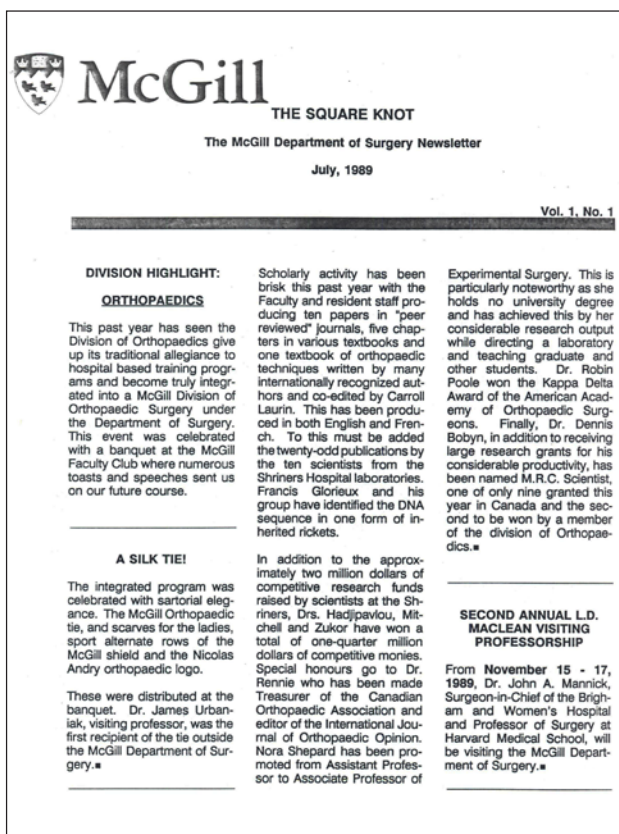
The fleam is an ancient lancet or bloodletting instrument. In heraldry, the fleam on a coat of arms denotes that the bearer may have been a physician or a surgeon. The symbol is nothing like the barber surgeon's knife to let blood. The fleam can be found

on the crests of the Royal College of Surgeons of Ireland, the International Federation of Surgical Colleges, the Royal Australian College of Dental Surgeons and the tie of the American Board of Surgery amongst others.



THE FLEAM

The Fleam and Square Knot represent the creation of the incision and its closure, a process common to all surgery. The Masthead evolved to include the three symbols which have continued to be a part of the Square Knot. The Departmental tie and scarf now include: a square knot, the fleam and the McGill crest. The initial scarf was not very good. In 1995, **Dr. Mulder's** design committee came up with a stunningly attractive foulard, incorporating all the symbols.



Cover page of the first issue of *The Square Knot*, July 1989.

Having reviewed every issue, it is apparent that the history and evolution of the Department and its major players can be followed by reading the news of the Divisions, the Hospitals, and the accomplishments of the Residents and Faculty. The evolution of the McGill Department of Surgery can be followed and understood, occasionally reading between the lines to sort out the background work of many. There have been some consistent themes through all the issues: the residents--their arrival, successful completion of education, their accomplishments; the Faculty---introduction to the community of surgeons, their achievements and subsequent promotions; Divisional activities, their visitors and progress over time; Affiliated Hospitals and their activities and development;

the celebration of Departmental activities and its newer components Education and Research. The Square Knot has recorded the history of the department over the last 25 years and has perhaps provided some of the glue which has allowed the Department to become a powerhouse. ♦

ANDREW FERNANDO HOLMES, McGill's first Dean of Medicine, cared for a cyanotic young man who died in 1822 and the unusual heart was preserved and described by Holmes in 1824. Then the specimen remained unlabelled in the pathologic museum until Maude Abbott as a young faculty member took notice of it and brought up the subject at a regular student dinner to which she had been invited by William

Did you Know? The Holmes Heart and its Associations

Osler while she visited in Baltimore. Osler well remembered the specimen from his days in Montreal when he did most of the autopsies at the Montreal General Hospital and pointed out that Holmes had described the heart in a case report and urged Dr. Abbott to evaluate the malformation.

This chance reference led to a republication of Holmes' paper with Maude Abbott's own observations and this paper in turn led Osler to ask her to prepare a section on congenital heart disease for



Dr. Maude Abbott (1869-1940)

the textbook he and McCrae were preparing. And as time went on and subsequent editions of the textbook were published Maude Abbott's section became more and more detailed and she became the acknowledged expert on the subject and cardiac specimens were sent to her from throughout North America for her interpretation.

So this heart specimen known as the Holmes Heart united three of the giants of McGill. A simple definition of the heart is that it is a single left

ventricle with two inlets and a rudimentary right ventricular outlet chamber arising from the single ventricle. ♦

By Dr. Anthony Dobell,
*Professor Emeritus of the Faculty,
former Director of the Pediatric Cardiovascular Surgery Division
at the MCH, former Surgeon-in-Chief at the MCH and Director
of McGill's Cardiovascular and Thoracic Surgery Division*



**While change is the law,
certain great ideas flow fresh
through the ages, and control
us effectually as in the days of
Pericles.**

**Mankind, it has been said,
is always advancing, man is
always the same.**

**The love, hope, fear and faith that make
humanity, and the elemental passions
of the human heart, remain unchanged,
and the secret of inspiration in any literature
is the capacity to touch the cord that vibrates**

**in a sympathy that knows not time nor place.
The quiet life in day-tight compartments will
help you to bear your own and others' burdens
with a light heart...
...Life is a straight, plain business,
and the way is clear, blazed for you
by generations of strong men,
into whose labours you enter
and whose ideas must be
your inspiration.**

—*A Way of Life*
by Sir William Osler
(1849-1919)



25th Fraser Gurd Day

May 29, 2014

By Gerald Fried



It is hard to believe that another academic year is coming to an end. On May 29th we celebrated our 25th annual Fraser Gurd Day, honoring the graduates of our residency, fellowship and graduate programs in the Department of Surgery. This year we highlighted the Division of Urology, in appreciation of 10 years of excellent leadership by **Dr. Armen Aprikian**.




Dr. Gerald Fried

Fraser Gurd Day is the highlight of our academic calendar. It is the forum for presentation of our best research across all divisions, and an opportunity for us to invite a world-class visiting professor to join us. This year our Fraser Gurd Visiting Professor, **Dr. W. Marston Linehan** added his name to the list of world-renowned surgeons and scientists who have served in this role over the past 25 years. ▶



Urology group: Dr. Simon Tanguay, Dr. Franck Bladou, Dr. W. Marston Linehan, Dr. Mostafa Elhilali, Dr. Armen Aprikian



DR. W. MARSTON LINEHAN
MAY 29, 2014

www.medicine.mcgill.ca/surgery



Dr. W. Marston Linehan

**PREVIOUS FRASER N. GURD
VISITING PROFESSORS**

1990	Dr. Richard J. Finley
1991	Dr. Donald S. Coffey
1992	Dr. J. Alex Haller, Jr.
1993	Dr. Ward O. Griffen, Jr.
1994	Dr. Martin C. Robson
1995	Dr. LaSalle D. Leffall, Jr.
1996	Dr. John H. Wedge
1997	Dr. Ralph V. Clayman
1998	Dr. Charles M. Balch
1999	Dr. Alden H. Harken
2000	Dr. Dhiraj M. Shah
2001	Dr. Jack W. McAninch
2002	Dr. J. A. Muir Gray
2003	Dr. Shukri F. Khuri
2004	Dr. Stephen J. Mathes
2005	Dr. Anthony Atala
2006	Dr. Robert F. McLain
2007	Dr. Richard M. Satava
2008	Dr. Peter C. Neligan
2009	Dr. Thomas M. Krummel
2010	Dr. Julie Ann Freischlag
2011	Dr. Cy Frank
2012	Dr. Christopher Ellison
2013	Dr. John G. Hunter
2014	Dr. W. Marston Linehan

► **Dr. W. Marston Linehan** is Chief of Urologic Surgery and the Urologic Oncology Branch, Center for Cancer Research, at the National Cancer Institute, National Institutes of Health, Bethesda, Maryland. He has had a long-standing interest in identification of the genetic basis of cancer of the kidney. By studying patients and families with kidney cancer, he and his colleagues identified the VHL gene (von Hippel-Lindau and clear cell renal carcinoma), the gene for Hereditary Papillary Renal Carcinoma (MET oncogene, type I papillary renal carcinoma) the FLCN gene (Birt Hogg Dubé syndrome, chromophobe renal carcinoma), the gene for TFE3 kidney cancer and described the germline fumarate hydratase and succinate dehydrogenase B/C/D mutations in the North American families with hereditary leiomyomatosis renal cell carcinoma (HLRCC) and SDH-RCC and described five new diseases. This work has provided the basis for the development of new therapeutic strategies for the different types of kidney cancer based on understanding the molecular pathway of the specific cancer genes associated with the different types of kidney cancer. He and his colleagues have defined the methods for clinical management of kidney cancer associated with the hereditary forms of kidney cancer, von Hippel Lindau, Hereditary Papillary Renal Carcinoma and Birt Hogg Dubé

syndrome and Hereditary Leiomyomatosis Renal Cell Carcinoma and Succinate Dehydrogenase Renal Cell Carcinoma.

He received his internship, residency and fellowship training Duke University Medical Center. He began his career at the National Cancer Institute in 1982 with positions as Senior Investigator and Urologist-in-Charge, NCI. He currently serves as Chief of the Urologic Oncology Branch, NCI. He also serves as Clinical Professor at Georgetown University and Adjunct Professor of Urology at George Washington University.

Dr. Linehan is a member of the Institute of Medicine of the National Academy of Science and is or has been on the editorial board of



Dr. W.M. Linehan and Dr. G. Fried

14 journals. He has received the Joseph H. Burchenal Memorial Award for Outstanding Achievement in Clinical Cancer Research from the American Association of Cancer Research, the Dr. Nathan Davis Award from the American Medical Association, the Lila Gruber Award for Cancer Research from the American Association of Dermatology, the NIH Director's Award for discovery of the



Mr. Normand Rinfret and Dr. Armen Aprikian

VHL kidney cancer gene, the Barringer Medal from the American Association of Genitourinary Surgeons, the Gold Cystoscope Award and the Distinguished Contribution Award from the American Urological Association, the Huggins Medal and the SUO ►



Drs. S. Gowing, J. Barralet and A. Aprikian

- **THE CALL FOR ABSTRACTS ATTRACTED MORE THAN 90 EXCELLENT SUBMISSIONS. FROM THIS, THEIR ABSTRACT REVIEW COMMITTEE HAD THE DIFFICULT JOB OF SELECTING THE PROGRAM SHOWN BELOW:**

FRASER N. GURD RESEARCH PRESENTATIONS

ROCHA CURY (Urology)

The Fer Tyrosine Kinase: An Integrator of Growth-Promoting Factor and Androgen Signaling to Transcription Factors in Prostate Cancer

SANHITA SHRIVASTAVA (Urology)

HMGB1 as a Predictive Marker for Radiation Response of Muscle-Invasive Bladder Cancer

JONATHAN KANEVSKY (Plastic Surgery)

Development and Assessment of a Novel Cutaneous Tissue Stretch Device As Scar Therapy

ZEESHAN SARDAR (Orthopaedic Surgery)

2 Year Results of a Canadian, Multicentre, Blinded, Pilot Study of a Novel Peptide in Promoting Lumbar Spine Fusion

LAWRENCE LEE (General Surgery)

Cost-Effectiveness of Enhanced Recovery versus Conventional Perioperative Management for Colorectal Surgery

MARIA FERNANDEZ (General Surgery)

The IGF Axis Regulates Hepatic Stellate Cell Recruitment and Activation During Colorectal Carcinoma Liver Metastasis

AMIN MADANI (Cardiac Surgery)

The Development of a Real-Time Cardiopulmonary Resuscitation Feedback Device Using a Novel Process of Innovation

KHALID RIDWAN (Cardiac Surgery)

High and Low Molecular Weight Hyaluronic Acid Differentially Regulates Proliferation of Human Mesenchymal Stem Cells Through CD44 Receptors

SARA NAJMEH (Thoracic Surgery)

Neutrophil Extracellular Traps (NETs) sequester circulating tumor cells via $\alpha 1$ integrin-mediated interactions

CRAIG HASILO (General Surgery)

Inhibition of Neutrophil Migration Enhances Early Engraftment in a Nude Mouse Model of Human Islet Transplantation

JENNIFER MOTTER (General Surgery)

Different Scopes for different folks? A Comparison of Patient Populations and Adenoma Detection Rates for Out-Patient Center and Hospital-Based Colonoscopies

ALYSSA SMITH (General Surgery)

Contribution of Novel DNA Repair Genes to Pancreatic Cancer Susceptibility

YOGESH BRAMHECHA (Urology)

16p13.3 Genomeric Gain Status Predicts Clinical Outcome Following Radical Prostatectomy

ANTHONY ALBERS (Orthopaedic Surgery)

Length of Surgery for Total Hip and Total Knee Arthroplasty Affects the Rate of Wound Complications and the Length of Hospital Stay:
A Review of the American College of Surgeons National Surgical Quality Improvement Program Database

ADAM HART (Orthopaedic Surgery)

Headless Compression Screws: A Biomechanical Comparison

RONI RAYES (General Surgery)

Regulation of site-specific liver metastasis by collagen IV-conveyed signals

SHERIF ABDALLA (Cardiac Surgery)

Sustained Release of Stromal Cell-Derived Factor 1- α Effectively Recruits Placental-Derived Mesenchymal Stem Cells After Myocardial Infarction

STEPHEN HANLEY (Vascular Surgery)

McGill University Sheath-Shunt Technique (MUSST) for Avoiding Lower Limb Ischemia During Complex Endovascular Aneurysm Repair

STEPHEN GOWING (Thoracic Surgery)

Toll-like receptor 2 activation in gram positive bacterial pneumonia increases lung cancer cell adhesion and metastasis

DANIEL KIELY (Oncology)

The effect of training with the da Vinci® Skills Simulator on ability to perform robotic suture closure of an inanimate model of the vaginal cuff: a randomized controlled trial

DAVID MATSUSHITA-FOURNIER (Urology)

Thiol Oxidation, S-Glutathionylation and tyrosine Nitration of Human Seminal Plasma Proteins

FABIANO SANTOS (Urology)

High hospital and surgeon volume and its impact on overall survival after radical cystectomy among patients with bladder cancer in Quebec

PRIYANKA SEGHAL (Plastic Surgery)

CD109 as a regulator of squamous carcinoma cell migration and invasion

JULIE KVANN (Plastic Surgery)

Orbital trauma and surgical repair: New concepts

► Medal from the Society of Urologic Oncology and the Andrew C. Novick Award from the Kidney Cancer Association.

His lecture, entitled "Von Hippel-Lindau Disease, Kidney Tumours and the Path Towards the Development of Targeted Molecular Therapies in Cancer" was truly remarkable. The role of a visiting professor is to teach and to inspire, and Dr. Linehan did both very well.

The research day gave the entire department a glimpse of the quality and breadth of research being done at McGill. **Dr. Jake Barralet**, the Dr. Alan Thomson Chair of Surgical Research, and **Dr. Armen Aprikian**, the Richard Tomlinson Chair in Prostate Cancer and Director, Division of Urology, were responsible to put together the research program this year.



Maria Cortese and Maria Bikas


The Fraser Gurd Banquet was held again this year at the beautiful Ritz Carlton Hotel. For the first time we were completely sold out with every available seat filled with faculty, students and special guests. The elegant event was choreographed magnificently by **Maria Cortese** and **Maria Bikas**.

We were delighted to welcome Dr. Fraser Gurd's daughters, **Mrs. Pat Pryde** and **Mrs. Susan Bexton**, to participate in the event. They presented all attendees with copies of the *The Gurd's: The Montreal General and McGill.. A Family Saga* written by their father, **Dr. Fraser N. Gurd**. It is a wonderful story of a connection



Dr. Gurd daughters: Mrs. Pat Pryde and Mrs. Susan Bexton


between the Gurd family and the institutions on which they left such an indelible imprint.



Dr. A. Aprikian, Dr. C-J. Chiu's wife Dr. J. Chiu and Dr. W. Chiu

The judges had the usual challenge in selecting award winners. The 1st prize for basic science research has now been named in memory of **Dr. Ray C.J. Chiu**, who contributed so much to the success of our research program over his long career at McGill.

We were delighted to have his wife, **Dr. Jane Chiu**, and his daughter, **Dr. Wendy Chiu** present the inaugural **Dr. Ray C.J. Chiu prize for Research Excellence** to **Dr. Joice Rocha Cury** for *The Fer Tyrosine Kinase: An Integrator of Growth-Promoting Factor and Androgen Signaling to Transcription Factors in Prostate Cancer*. Second prize went to Dr. Stephen Gowing for his work entitled *Toll-Like Receptor 2 Activation in Gram Positive Bacterial Pneumonia Increases Lung Cancer Cell Adhesion and Metastasis*.



Dr. Simone Chevalier receiving the Dr. Ray C.J. Chiu prize for Research Excellence on behalf of Dr. Joice Rocha Cury

The format of short oral presentations was expanded this year and proved to be a great success. Prize winners for research excellence presented in this format were **Dr. Sara Najmeh** for *Neutrophil Extracellular Traps (NETs) Sequester Circulating Tumor Cells via 1 Integrin-Mediated Interactions* and **Dr. Alyssa Smith** for *Contribution of Novel DNA Repair Genes to Pancreatic Cancer Susceptibility*. ►



Prize winner Dr. Sara Najmeh with Drs. A. Aprikian and J. Barralet

Dr. Liane Feldman, Dr. Franco Carli and Mrs. Debbie Watson presented a symposium entitled *Developing an Enhanced Recovery Program*. Under their leadership, McGill has created an outstanding program in this area, with original research, creation and validation of reliable measures of recovery after surgery, and the assessment of interventions in the preoperative, intraoperative and postoperative phases that impact these outcomes. The enhanced recovery programs have been applied across most surgical disciplines. The implementation of these evidence-based best-practices has required a culture shift and skill at translating theory into practice in real-life.



Dr. Kevin Lachapelle

Surgical education is another high priority for the McGill Department of Surgery. We aspire to be the leading surgical education program,



Drs. Kevin Lachapelle, Jean Tchervenkov and Christo Tchervenkov

known for the development of innovative teaching models and for valuing teaching excellence at all levels.



Drs. Simon Chow and Simon Bergman

Dr. Kevin Lachapelle, the Adair Family Chair of Surgical Education, working with **Dr. Simon Bergman** (Director of Undergraduate Surgical Education) and with the Program Directors for each surgical specialty, was responsible for selection of the various teaching awards.

In recognition of the generous support the Adair family have provided the department to support our education mission over the years, we established a new teaching award, **the Ross Adair Memorial Award for Teaching Excellence**, to be given to a surgical resident for outstanding contributions to medical student teaching. We were delighted that Colin Adair, his wife Margot, and niece, Susan Lang were able to join us this year to present this inaugural award to **Dr. Stephanie Wong**.



Dr. Stephanie Wong receives the Ross Adair Memorial Award from the Adair family

The Harvey H. Sigman Undergraduate Teaching Excellence Award goes to a faculty member in recognition for excellence in medical student teaching. The recipient this year was **Dr. Ruth Chaytor**, from the Division of Orthopedic Surgery and Interim Chief of Surgery at the Jewish General Hospital.



Dr. Ruth Chaytor receives the Harvey H. Sigman Undergraduate Teaching Excellence Award, presented by Dr. H. Sigman and Dr. S. Bergman

The Post-Graduate Education Teaching Excellence Award, selected by surgical residents, went to **Dr. Stéphane Bergeron**, also from Orthopedic Surgery.

TEACHING AWARDS

CARDIAC SURGERY	Dr. Ziyad Binsalamah
GENERAL SURGERY	Dr. Nora Trabulsi (Roger Tabah Outstanding Teaching Award)
	Dr. Mohammed AlMahroos (CAGS Outstanding Teaching Award)
ORTHOPAEDIC SURGERY	Dr. Alberto Carli
PLASTIC SURGERY	Dr. James Lee
UROLOGY	Dr. Faysal Yafi Vascular
VASCULAR SURGERY	Dr. Christine Herman

Each Division recognized residents or fellows in their discipline for teaching excellence. The winners of best resident teaching award were:

The Edmond D. Monaghan Principles of Surgery Award is presented to the surgical resident with the highest scores in the national Foundations of Surgery exam. This year "The EDDY" went to **Dr. Laila Al Masaoudi**.

The Lloyd D. MacLean Distinguished Achievement Award was first awarded last year to recognize an individual surgeon from the department who has made important contributions to the department of surgery over his or her career, and who has served as a distinguished ambassador of our department to the surgical and academic communities, and to society at large. This year's recipient was **Dr. Mostafa Elhilali**, former Chair of the McGill Department of Surgery, Surgeon-in-Chief

of the McGill University Health Centre and Chief of the McGill and MUHC Division of Urology.



Dr. Gerald Fried and Dr. Mostafa Elhilali

The Kathryn Rolph Award is given to recognize valued contributions by a woman to the Department of Surgery. This year the Kathryn Rolph Award was presented to **Mrs. Linda Crelinsten** for her work as Assistant Director of The Arnold and Blema Steinberg Medical Simulation Centre. She has been a wonderful mentor and guide to the Department of Surgery as we developed a curriculum to incorporate simulation methodology into our teaching program across all levels of surgical education.



Mrs. Linda Crelinsten receiving the Kathryn Rolph Award

All award winners reflect the highest values of the Department of Surgery in advancing our academic mission. They reflect excellence in teaching, research, and leadership, and are outstanding role models for our students and faculty. They deserve our enthusiastic congratulations!

We honoured 50 graduates of our residency and fellowship programs this year, and 7 new PhD graduates of our



Dr. David Mulder and Mrs. Norma Mulder



Dr. Antoine Louf, Mrs. Dawn Tanzer and Dr. Michael Tanzer

- program in Experimental Surgery - a record number! They will move ahead into fellowship or their professional careers as proud ambassadors of McGill. We know they will reflect back on their days in Montreal with appreciation for their education and the efforts of their teachers and mentors. ◆

Order of Presentation

MORNING SESSIONS

Research Presentations

9:00 AM	JOICE ROCHA CURY (Urology) The Fer Tyrosine Kinase: An Integrator of Growth-Promoting Factor and Androgen Signaling to Transcription Factors in Prostate Cancer
9:15 AM	SANHITA SHRIVASTAVA (Urology) HMGB1 as a Predictive Marker for Radiation Response of Muscle-Invasive Bladder Cancer
9:30 AM	JONATHAN KANEVSKY (Plastic Surgery) Development and Assessment of a Novel Cutaneous Tissue Stretch Device As Scar Therapy
9:45 AM	ZEESHAN SARDAR (Orthopaedic Surgery) 2 Year Results of a Canadian, Multicentre, Blinded, Pilot Study of a Novel Peptide in Promoting Lumbar Spine Fusion
10:00 AM	LAWRENCE LEE (General Surgery) Cost-Effectiveness of Enhanced Recovery versus Conventional Perioperative Management for Colorectal Surgery
10:15 AM	MARIA FERNANDEZ (General Surgery) The IGF Axis Regulates Hepatic Stellate Cell Recruitment and Activation During Colorectal Carcinoma Liver Metastasis
Break	

TED Talks

AMIN MADANI (Cardiac Surgery) The Development of a Real-Time Cardiopulmonary Resuscitation Feedback Device Using a Novel Process of Innovation
KHALID RIDWAN (Cardiac Surgery) High and Low Molecular Weight Hyaluronic Acid Differentially Regulates Proliferation of Human Mesenchymal Stem Cells Through CD44 Receptors

SARA NAJMEH (Thoracic Surgery)

Neutrophil Extracellular Traps (NETs) sequester circulating tumor cells via 1 integrin-mediated interactions

CRAIG HASILO (General Surgery)

Inhibition of Neutrophil Migration Enhances Early Engraftment in a Nude Mouse Model of Human Islet Transplantation

JENNIFER MOTTER (General Surgery)

Different Scopes for different folks? A Comparison of Patient Populations and Adenoma Detection Rates for Out-Patient Center and Hospital-Based Colonoscopies

ALYSSA SMITH (General Surgery)

Contribution of Novel DNA Repair Genes to Pancreatic Cancer Susceptibility

YOGESH BRAMHECHA (Urology)

16p13.3 Genomic Gain Status Predicts Clinical Outcome Following Radical Prostatectomy

ANTHONY ALBERS (Orthopaedic Surgery)

Length of Surgery for Total Hip and Total Knee Arthroplasty Affects the Rate of Wound Complications and the Length of Hospital Stay: A Review of the American College of Surgeons National Surgical Quality Improvement Program Database

ADAM HART (Orthopaedic Surgery)

Headless Compression Screws: A Biomechanical Comparison

12:00 PM **Lunch**, Livingston Hall Lounge, L6-500

AFTERNOON SESSIONS

Research Presentation

2:00 PM	RONI RAYES (General Surgery) Regulation of site-specific liver metastasis by collagen IV-conveyed signals
2:15 PM	SHERIF ABDALLA (Cardiac Surgery) Sustained Release of Stromal Cell-Derived Factor 1- α Effectively Recruits Placental-Derived Mesenchymal Stem Cells After Myocardial Infarction

2:30 PM

STEPHEN HANLEY (Vascular Surgery)

McGill University Sheath-Shunt Technique (MUSST) for Avoiding Lower Limb Ischemia During Complex Endovascular Aneurysm Repair

2:45 PM

STEPHEN GOWING (Thoracic Surgery)

Toll-like receptor 2 activation in gram positive bacterial pneumonia increases lung cancer cell adhesion and metastasis

Break

TED Talks

DANIEL KIELY (Oncology)

The effect of training with the da Vinci® Skills Simulator on ability to perform robotic suture closure of an inanimate model of the vaginal cuff: a randomized controlled trial

DAVID MATSUSHITA-FOURNIER (Urology)

Thiol Oxidation, S-Glutathionylation and tyrosine Nitration of Human Seminal Plasma Proteins

FABIANO SANTOS (Urology)

High hospital and surgeon volume and its impact on overall survival after radical cystectomy among patients with bladder cancer in Quebec

PRIVANKA SEGHAL (Plastic Surgery)

CD109 as a regulator of squamous carcinoma cell migration and invasion

JULIE KVANN (Plastic Surgery)

Orbital trauma and surgical repair: New concepts, Different ethnicities, significant trends ($p = 0,004$)

25th Fraser Gurd Day
May 29, 2014

Divisional News

D

r. Jean Tchervenkov has been promoted to Full Professor of Surgery with Tenure. Dr. Tchervenkov established the liver transplantation program at McGill after returning from fellowship training at the University of Cincinnati in 1990.

Division of General Surgery

The program now includes five other fellowship-trained transplant surgeons, with forty to fifty liver transplants annually. Dr. Tchervenkov is known particularly for his development of an innovative protocol to prevent recurrence of Hepatitis B that remains the gold-standard today. He has published over 115 peer-reviewed papers, including in high impact journals such as American Journal of Transplantation, Annals of Surgery and Transplantation. Dr. Tchervenkov has been an invited speaker nationally and internationally on over 45 occasions. For his contributions, he received the Lifetime Recognition Award for Organ Donation and Transplantation from Quebec Transplant in 2008. Dr. Tchervenkov also contributes to teaching at all levels and is appreciated for his modesty, openness, teaching of operative technique, availability and mentorship.

Dr. Paola Fata was promoted to Associate Professor of Surgery, Contract Academic Staff, effective February 1 2013. Dr. Fata, a trauma surgeon on faculty since 2005, was recognized for her excellence in teaching and her contributions to the University and scholarly community as Program Director of the General Surgery Residency. Under her leadership, a number of important innovations to this large and complex program has been introduced, she has been repeatedly recognized as an outstanding teacher in her own right, and assumed increasing responsibility on the national level through her expertise in work hour regulations. Dr. Fata was named to the honour list for educational excellence at the McGill faculty of medicine in 2012-13. She chaired the postgraduate training committee at CAGS and is active in advisory committees at the college.

Dr. Sender Liberman was promoted to Associate Professor of Surgery and Oncology, Contract Academic Staff, effective December 2013. Dr. Liberman is a colorectal surgeon who completed fellowship training at the University of Illinois in minimally invasive colorectal surgery, and has been on the faculty since 2006. He is recognized for his commitment to education, completing the Teaching Scholar Program at the faculty, receiving an award for clinical teaching from the residents, coordinates the McGill-Rwanda surgical education program and directing the GI surgery

clinical teaching unit (G-service) at the MGH. Dr. Liberman has contributed to the now routine use of MIS for colorectal surgery and the use of Enhanced Recovery Pathways. He has taught and spoken on these areas nationally and internationally.

Dr. Prosanto Chaudhury was promoted to Associate Professor of Surgery, Contract Academic Staff, effective January 2014. Dr. Chaudhury was recruited in 2007 after completing three years of fellowship training in transplantation and hepatopancreaticobiliary surgery, during which time he also obtained a Masters of Science degree from Oxford University in Evidence Based Health Care. He has focused his scholarly activities on teaching Evidence Based Health Care and contributing enormous time and energy to the organization and administration of care around these principles, both at the hospital and beyond. Although he is one of the division's busiest clinicians, he is on the steering committee for the widely-read Evidence Based Reviews in Surgery Group, co-chairs the planning committee for the Canadian Society of Transplantation Annual Scientific Meeting, and is active at all levels in the residency training program. Dr. Chaudhury is also the NSQIP surgeon champion and is leading the implementation of Enhanced Recovery Pathways at the RVH. ♦

Hackathon: Hacking Health!

By Ghada Enani, MD, MEd & Yusuke Watanabe, MD
The DeKuyper surgical education research lab with
Dr. Melina Vassiliou at the MGH.

Hackathon: Hacking Health! is an event that connects computer programmers, software developers, and health care professionals to collaborate intensively over a weekend on software projects that are used to improve patients' care. The word "hacking" may sound strange to many of you reading this, especially when joined to "Health". In fact the word "Hackathon" is a combination of the two words "Hack" and "Marathon". And as opposed to its definition in the Oxford dictionary "gain unauthorized access to data in a system or computer", it is used in a different playful context as exploratory programming to bridge computer experts with health care practitioners.

The event took place at [Université du Montreal](#). The rules were that every participant should "pitch" an idea that involves enhancing the health care system, for three minutes, and then form a group with developers, designers, and/or other health practitioners to develop a prototype over a weekend, and finally present the prototype to the judging committee who will choose the winning prototype. Everyone knows it is impossible to develop fully functioning software over one weekend! But it was a friendly competition to motivate the participants to work on their projects with a specific deadline so by the end of the event, everyone will have a prototype/framework ready to develop. ►

Divisional News

► We were first introduced to the event during the grand rounds at the MGH just one day before the event. The idea sounded appealing to my colleague **Yusuke Watanabe, MD** and I especially at a time when both of us were trying to find App developers. On the next day and on our way to the event, Yusuke came up with a new idea and we suddenly decided to change our idea into developing an application that is used as a database for all the surgical instruments used in MIS and we called it **My Mentor: surgical toolkit**. We did not know what we were about to walk into until we entered a room filled with almost a thousand people and we were asked to pitch our idea. The atmosphere of the event was very energizing with music in the background and a man dressed up like the characters with super powers in comic books who kept the audience entertained. After a few minutes of serious brainstorming, we came up with a pitch that when I think of it now I feel embarrassed about its poor quality! After the 59th pitch, all participants were supposed to go at the hall to form a group. As I was standing in the hall with the number of my pitch waiting for programmers to approach us, I got some school flashbacks when I used to “anxiously” wait to be picked by the “cool” kids to play in their teams. After few unpleasant minutes of waiting, **Pascal Guérin**, a programmer from Quebec City, asked us about our project and got excited to join our team. A few minutes later, we met **Alexander Lachapelle** who is a medical student at McGill and voilà we had a team! We were basically locked up in Sainte Justine Hospital for two days to work on the project along with the other teams. I proudly say that our project developed over the next 48 hours so much that the judges committee could not recognize the end result of our prototype. There were other great **ideas** ([link to all projects descriptions](#)) in the event like the use of Google glass to communicate with nurses in the operating room.

The event provided us with a precious networking opportunity. The idea of having the desire to come up with something “cool” and helpful in a limited time was challenging, yet rewarding. We had an amazing experience at Hackathon and we will definitely be involved more often in the upcoming events! If you think you have an innovative and creative mind and want to be connected with an advanced knowledge-sharing network with experts across disciplines and catalyze better innovations for resource-constrained settings, Hackathon is the place for you! ♦

The 11th Annual McGill University Hepatopancreatobiliary and Liver Transplant Symposium

Took place in November 2013. It has been established as part of the Hepatico Pancreatico Biliary and Transplant Surgery Program at McGill University

The program pursues a multidisciplinary approach to numerous aspects related to the development, staging, and treatment of hepatobiliary disease. [Link to brochure here.](#)

The Symposium Chairperson was **Dr. Peter Metrakos**, Director, Multi-Organ Transplant Program, MUHC, Director of Hepatic, Pancreatic, Biliary and Liver Transplant Surgery McGill University. The visiting professor this year was **Jean C. Emond MD**, Thomas S Zimmer Professor, Chief of Transplant Services in Columbia University and The New York Presbyterian Hospital. The title of his talk was “Surgery and biology of Portal thrombosis: 2013”. ►



HPB Visiting Professors from L to R: Dr. Tommy Nilsson, Dr. Pierre Chaurand, Dr. Markus Selzner, Dr. Frank Guttman, Dr. Jean Emond, Dr. Peter Metrakos, Dr. Maria Koulmanda, Dr. Jean Tchervenkov, Dr. Terry Strom, Dr. Steven Paraskevas, Dr. George Zogopoulos, Dr. Orazio Rinald Goffredo Arena.

Divisional News

► The Division of General Surgery held the **12th annual LD MacLean Visiting Professor day** on April 23 2014. **Dr. Conor Delaney**, Professor of Surgery and Interim Chair of the

LD MacLean Day



Drs. Liane Feldman and Conor Delaney

Bringing Industrial standards to colorectal surgery.

Department of Surgery at Case University Hospitals in Cleveland OH was a superb visitor. Dr. Delaney is an internationally recognized expert in laparoscopic colorectal surgery and enhanced recovery after surgery pathways.

After an informal lunch with the residents, Dr. Delaney gave a lecture titled *Laparoscopic Colorectal Surgery and Perioperative care:*

This was followed by the Division of General Surgery research day. There were 30 abstracts submitted, with **Dr. Lorenzo Ferri** and his committee selecting 6 for long presentations and 12 for "quick shot" presentations. In addition, two complex cases were presented for Dr. Delaney's opinion. We were delighted to have **Dr. L.D. MacLean** attending the day's event. **Dr. Alan Turnbull**, surgeon emeritus at Sloan-Kettering Cancer Center, graduate of the McGill residency program and long-time friend of the division, judged the presentation along with Dr. Delaney and other members of the division.

The day concluded with a wonderful banquet at the Sofitel,

celebrating the graduating residents and fellows. There were over 100 people in attendance including past department chair **Dr. Jonathan Meakins**. All the adult McGill teaching hospitals were well represented. The graduates were feted through video presentations prepared by **Dr. Paola Fata** and the program administrators Rita Piccione and Jessica McCaffrey. The residents' video gently roasting the graduates was very well received. Prizes for the best research presentations were awarded to:

Dr. Stephen Gowing
Dr. Lorenzo Ferri, Supervisor
FIRST PRIZE *Toll-like receptor 2 activation in gram positive bacterial pneumonia increases lung cancer cell adhesion and metastasis*

Dr. Lawrence Lee
Dr. Liane Feldman, Supervisor
SECOND PRIZE *Cost-Effectiveness of Enhanced Recovery versus Conventional Perioperative Management for Colorectal Surgery*

Dr. Minh Tri Nguyen
Dr. Steve Paraskevas, Supervisor
THIRD PRIZE *Defect in the Th17 pathway worsens renal interstitial fibrosis and tubular atrophy after ischemic acute kidney injury*

Mr. Richard Garfinkle
Dr. Nancy Morin, Supervisor
PEOPLE'S CHOICE *Tumor budding predicts recurrence after curative resection for T2N0 colorectal cancer*

This year, the division academic fund was able to support a start-up operating grant of \$15 000 for faculty, renewable for a second year, to support new recruits and/or new avenues of investigation. We received six applications for the grant, all excellent, and the grant was awarded to **Dr. Marylise Boutros** for a study entitled *Less may be more: loop ileostomy with colonic lavage for fulminant Clostridium difficile Colitis.* ►



L.D. MacLean 2014 General Surgery award recipients and residents

Divisional News

► The **Julius Gordon Travel Award** was presented to **Dr. Amin Madani**, who is developing a curriculum for electrosurgery training, to travel to RPI to learn about creating computer-based learning environments. **Dr. Lawrence Lee** presented a report on his travels in 2013 as recipient of the award to St Mark's hospital in London and York University to further his training in health economics aspects of enhanced recovery programs.

The banquet is also an opportunity to recognize excellence in teaching and leadership:

BEST STAFF TEACHER	Dr. Marylise Boutros
BEST FELLOW TEACHER	Dr. Namdar Manouchehri
CAGS RESIDENT TEACHER AWARD	Dr. Mohammed Al Mahroos
THE ROGER TABAH TEACHING AWARD	Dr. Nora Trabulsi

THE DAVID OWEN
UNDERGRADUATE
TEACHING AWARD
(FOR STAFF)

Dr. Ari Meguerditchian

OUTSTANDING
UNDERGRADUATE
TEACHER AWARD

**Dr. Fadi Hamadani and
Dr. Stephen Gowring**

RESIDENT
LEADERSHIP AWARD

Dr. Nora Trabulsi

The banquet ended with closing words by Dr. Delaney, and he was presented with mementos of his trip, including a McGill Department of Surgery tie, which he wore to deliver Surgical Grand Rounds the next morning on *Chasing perfection: surgery for rectal cancer*.

I would like to thank **Barbara Guido** for organizing the event, industry sponsors (including ConMed, Covidien, Storz, Ethicon, Pfizer and Lifecell (Silver sponsors) and Bard and Olympus (Bronze sponsors), the presenters, and Dr Delaney for a very successful and educational day. ♦

To see the event photos visit: <https://flic.kr/s/aHsjYYK6cH>

The Division of Urology celebrated the careers of **Drs. Douglas D. Morehouse** and **Yoshinori Taguchi** at a major event at the Sofitel Hotel on March 29, 2014. The reception was attended by 200 guests, faculty members, current and past residents and family. **Dr. Armen Aprikian** highlighted the

50 years of exceptional service to academic urology that each provided with excellence and compassion at the Royal Victoria

Hospital. Congratulatory speeches were given by **Dean Dr. David Eidelman**, **Dr. Mostafa Elhilali** and clerical, nursing, resident staff, as well as by family members.

Division of Urology



Dr. Douglas D. Morehouse and Dr. Yoshinori Taguchi



Drs. D. Eidelman, D. Morehouse, Y. Taguchi and A. Aprikian

The evening concluded with the unveiling of special gifts and commemorative plaques to both professors on behalf of a very grateful and appreciative Division of Urology.

THE DIVISION OF UROLOGY HELD ITS 4TH ANNUAL MOSTAFA ELHILALI VISITING PROFESSORSHIP IN ENDOUROLOGY AND MINIMALLY INVASIVE UROLOGY

On May 7-8, 2014 with **Dr. Mahesh Desai**, Managing Trustee and Medical Director, Muljibhai Patel Urological Hospital, from Nadiad, India. Dr. Desai gave two lectures at McGill Urology Grand Rounds "In Pursuit of Excellence: Technical Skill Development in 21st Century and Stone Age to New World: Changing Landscape in Endourology." ►

Divisional News

► Congratulations are in order for **Dr. Wassim Kassouf** who was granted tenure at the rank of Associate Professor in the Department of Surgery.

We are pleased to announce the appointment of **Dr. Nader Fahmy** to the Department of Urology at St. Mary's Hospital as of February 2014. Dr. Fahmy is also cross-appointed at the Royal Victoria Hospital and his clinical and academic interests are focused on endourology and stone disease management.

The last year has been very busy for **Dr. Serge Carrier**. He has been invited to present at the plenary session of the American Urological Association in May 2013, in San Diego, to discuss if the urologist should perform cardiac disease screening in the management of the erectile dysfunction patient. In May 2013, he was elected the treasurer of the Sexual Medicine Society of North America, the most important association of sexual medicine in America. Finally, he was elected the President of the Quebec Urological Association in September 2013.



Dr. Cristian O'Flaherty

Drs. Cristian O'Flaherty (PI), and co-investigators **Peter Chan** and **Armand Zini** from the Urology Division have been awarded a four-year research grant from the Canadian Institutes of Health Research (CIHR). This research project focuses on the role of peroxiredoxins in the regulation of the redox signaling and in the antioxidant protection of human spermatozoa. This project is a combination of basic and clinical

studies with a translational approach to find new strategies for diagnosis and treatment of male infertility.

Dr. Cristian O'Flaherty, assistant professor, Urology Division, was invited to the [3rd World Congress on Reproduction, Oxidative Stress and Antioxidant](#) to give a plenary lecture on Old and New Players in the Antioxidant Defense of Human Spermatozoa. The Meeting was held in Paris, France, in May 2014.

Urology Research

THE 24th ANNUAL MCGILL UROLOGY RESEARCH DAY

The Urology Division held its **24th Annual McGill Urology Research Day** on Wednesday April 30th, 2014 at McGill University Faculty of Medicine McIntyre Medical Building. This year's meeting was organized by **Drs. Serge Carrier** and **Christian O'Flaherty** assisted by **Ms. Chrysoula Makris**.

Dr. Armen Aprikian, Professor and Head, McGill Division of Urology, provided opening remarks. This was followed by an introduction by **Dr. Simone Chevalier**, McGill Director of Urology Research, who summarized the different topics covered in the 19 scientific presentations given by graduate students, urology residents, research fellows and associates. The central theme this year was Sexual Medicine and Andrology. **Dr. Arthur L. Burnett**, Patrick C. Walsh Distinguished Professor of Urology, Cellular and Molecular Medicine from Johns Hopkins Medicine, Director of the Basic Science Laboratory in Neurourology and the Director of the Sexual Medicine Fellowship Program, was our invited guest professor. Dr. Burnett made an excellent presentation on the history and impact of Nitric Oxide on the Erection pathway: *Nitric Oxide and Erection: Scientific Discoveries and Clinical Advances*.

During a well-attended dinner reception, four presentation prizes were awarded to **Ms. Sanhita Shrivastava** (McGill MSc graduate student in Experimental Surgery), **Mr. David Matsushita-Fournier** (McGill MSc graduate student in Pharmacology and Therapeutics), **Ms. Marie-Lyne Fillion** (McGill MSc graduate student in Human Genetics) and **Dr. Talal M Al-Qaoud** (McGill Urology Resident). The day was well attended with closing remarks by Dr. Serge Carrier congratulating everyone who participated and helped in making the event a successful one.

Dr. Axel Thomson, newly recruited prostate cancer scientist in the Urologic-Oncology Research Team and member of the McGill department of Surgery since August 2013, has been awarded an 'Innovation Grant' from the Canadian Cancer Research Society (\$135,000, over three years). He will identify genes regulated by the androgen receptor in stromal cells derived from prostate tumors, the goal being to understand how androgen signaling acts via fibroblasts and stroma to stimulate prostate cancer progression.

We are pleased to congratulate **Dr. Lysanne Campeau** (MD; Ph.D.) for being awarded a "Chercheur-Bousier Clinicien", Junior 1, from the "Fonds de la Recherche du Québec, Santé (FRQS)". Dr. Campeau's research focuses on voiding dysfunction. She is working at the Jewish General Hospital and has her research laboratory at the Lady Davis Institute. Her FRQS award ►

Divisional News

► is a testament to her qualities as a surgeon-scientist and an excellent start to a bright academic career in McGill Urology.

McGill Urology, through its partnership with the **PROCURE Prostate Cancer Biobank** and three other university hospitals across the province figures among the organizations that provided



Back row: Drs. Kassouf, Chevalier, Carrier, Chevrette, Campeau and Mr. Matsushita-Fournier
Front row: Dr. Al-Qaoud, Ms. Shrivastava, Dr. O'Flaherty, Dr. Burnett, Ms. Fillion and Dr. Aprikian

prostate cancer tissues and blood DNA samples for the ATLAS cancer genome project of the NIH. **Drs. Simone Chevalier, Armen Aprikian and Fadi Brimo** (Pathology) together with **Ms. Ginette McKercher** were actively involved in this first pilot project of PROCURE. We are very proud that almost 20% of the data generated from this major genomic sequencing project will be based on samples from Quebec men. Since 2007, more than 2000 prostate cancer patients from Quebec undergoing prostatectomies have agreed to be part of the Biobank, which at this point constitutes a unique resource worldwide and a great tool for research. In 2013, the Cancer Research Society has agreed to partner with the PROCURE Biobank to help with its research mission. ♦

Division of Cardiac Surgery

DIVISION OF CARDIAC SURGERY
GRADUATES - PROGRAM DIRECTOR:

DR. KEVIN LACHAPELLE

D

r. Nael Al-Sarraf is a native of Kuwait, but came to us from Trinity College at the National University of Ireland in Dublin, where he completed both an undergraduate degree in Medicine and a medical degree. Prior to his career at McGill, Nael spent over five years working as an intern to a senior house officer in surgical subspecialties while in Ireland, as well as having spent two years dedicated to cardiothoracic research. Nael is an extremely competent and reliable surgeon, and we expect great things from him during this final year of his residency. We wish him well.



Dr. Alice Le Huu received her Bachelor of Science degree in Biology as well as a Master's of Science degree in Biology from Concordia University. Alice then completed her medical degree at Université de Montréal. Alice is an excellent team player, and always places patient care at the forefront of her practice. We are excited to witness her development in the year to come.



Dr. Fahd Makhdom is originally from Dhahran, Saudi Arabia. He received his Bachelor of Medicine degree and his medical degree from King Faisal University in Damman, Saudi Arabia. He has proven himself to be an outstanding resident with superior surgical and clinical skills. Fahd has also participated extensively in the Residency Program Committee, taking his commitment to the next level. We are very excited to witness his development into a stellar cardiac surgeon. ♦

Divisional News

Dr. **Omar Fouda Neel** recently joined the division of plastic surgery at McGill last July at the rank of Assistant professor of surgery. Based at the MUHC's Royal Victoria Hospital,

Division of Plastic Surgery

Dr. Fouda Neel brings back to McGill expertise in all types of Post oncologic Reconstruction with a special interest in Breast Cancer Reconstruction.

Dr. Fouda Neel is a proud graduate of McGill's plastic surgery residency program who then subsequently obtained three different subspecialty fellowships in Reconstructive microsurgery at the



University of Manitoba where he worked at one of the busiest breast cancer reconstruction programs in North America, in Hand and Microsurgery at the university of British Columbia and he finished as well a Craniofacial surgery fellowship here at McGill while attending the Desautels school of management where he pursued his non-Clinical passion studying Management and

obtaining a master's degree from their faculty. He has recently obtained and graduated from a Masters Degree in Management from McGill University Desautels faculty of Management with the highest grade "A" as a final evaluation. His final paper was titled "On efficiency in surgical delivery: Can we do better?" exploring the gaps in the preoperative surgical care for our patients and areas for improvements focused on surgical trays redesigning and scheduling efficiency for OR blocks. ♦

Dr. **Alberto Carli** completed medical school at McGill University and received a Master's of Science in Experimental Surgery during his orthopaedic residency. Dr. Carli has received

Division of Orthopaedic Surgery

research grants from the FRSQ, OTA and AONA, has multiple publications, and has received research awards at the provincial, national and international level. He

has been resident teacher of the year, was recognized as a leader in his program and enjoys attempting to convince his peers to become surgeon-scientists.

After graduating, Dr. Carli will move to the quaint and quiet town of New York City with his beautiful fiancée Kelly to pursue the Adult Reconstruction and Joint Replacement Fellowship at the Hospital for Special Surgery.



Dr. Abdulaziz Almaawi Prior to joining the McGill Orthopaedic Surgery program, Dr. Abdulaziz Almaawi obtained his medical degree from King Saud University in Riyadh, Saudi Arabia. During his training at McGill, he completed a Master's degree in Experimental Surgery, focusing on stem cell mediated cartilage repair. After completing his residency, he will be moving to Toronto for a Foot and Ankle fellowship and is planning on attending a fellowship in Adult joint reconstruction the following



year. Dr. Almaawi was a friend of all hospital staff, was always pleasant and will be an asset to anyone he works with.



Dr. Wassim Aldebeyan completed his medical education at King Saud University in Riyadh, Saudi Arabia. He then came to Montreal to train in Orthopaedic Surgery at McGill. After graduating, Dr. Aldebeyan will pursue a fellowship in trauma and lower extremity reconstruction at the Sunnybrook Health Sciences Centre in Toronto, after which he will further his academic

career with another fellowship in upper extremity reconstruction at the Hand and Upper Limb Centre in London, Ontario. Once he is done with his training, he will return to Saudi Arabia to join The King Khalid University Hospital in Riyadh as academic staff.

He is married and just recently had his first baby. Other than his surgical prowess, Dr. Aldebeyan will be remembered for his camaraderie and his proficient singing skills between, and sometimes during, cases in the OR.



Dr. Khalid Al-Isheikh studied Medicine at the King Saud University in Riyadh, Saudi Arabia, after which he joined the Orthopaedic Surgery training program at McGill. He will be doing a master's degree in biomedical sciences at Université de Montreal, after which, he will complete two years of fellowship training in Orthopaedic Trauma and Lower Extremity Joint

reconstruction. Once he's done, he will return to Saudi Arabia to join The King Saud bin Abdulaziz University for ►

Divisional News

► Health Sciences in Riyadh as an academic staff. Dr. Alsheikh's was always willing to help out and teach his fellow residents. His calm demeanor and hearty laugh will be missed by his peers.

Dr. Ari David Amitai graduated from medical school in Oregon, where he will return for fellowship training.



Dr. Adam Cota obtained Bachelor of Science degrees in Biochemistry and Psychology from the University of Victoria prior to entering medical school at the University of British Columbia. Valued and respected by his peers, Dr. Cota was never scared of hard work. He always carried a smile on his face, especially in the setting of a good trauma case.

Upon completion of his orthopaedic residency training at McGill University he will be pursuing a foot and ankle fellowship at Mt. Sinai Medical Center in New York, NY followed by a trauma fellowship at OrthoIndy in Indianapolis, IN.



Dr. Alex Pagé graduated from Eastern Kentucky University with a Bachelor's in Biology and subsequently completed his medical degree at the University of Kentucky in Lexington, KY. After finding his soul mate, this cowboy moved to Canada in order to marry his Canuck wife and complete his Orthopaedic training at McGill University. Next year, he will complete a fellowship in Hip Preservation/ Arthroplasty at the University of Ottawa with Dr Beaulé and subsequently plans on practicing as a community surgeon with an academic affiliation.

His trademark Cowboy boots will remain a legend after he completes his training.



Dr. Zeeshan Sardar started his studies at McGill University with an undergraduate degree in Electrical and Computer Engineering followed by a Master's degree in Computer Science. He subsequently completed his medical education at McGill before joining the orthopedic residency program. Throughout his residency, he was involved in various research projects leading to numerous publications. After 15 years at McGill, he will finally be taking a break from the sub-zero temperatures of Montreal to pursue a one-year fellowship in Spine Surgery at the Cedars Sinai Medical Center in Los Angeles, California, after which he will complete an Advanced Spine Deformity fellowship with Dr. Lawrence Lenke at the Washington University in St. Louis, Missouri.

Dr. Sardar will be missed by our residency program not only because of his devotion as assistant and chief resident but also for his magician like IT skills, without which many PowerPoint presentations would have never materialized. Once his fellowship is complete, he plans to return to Canada to further his contributions in the field of Spine Surgery.



Dr. Diana Young grew up in Vancouver in British Columbia and graduated with a Bachelor of Science in Biology at the University of British Columbia. She then went on to pursue her medical school studies at the University of Alberta in Edmonton. Dr. Young is currently completing her Orthopaedic Surgery residency at McGill and is preparing to receive further fellowship training in foot and ankle surgery. ♦

.....

***I've learned that people
will forget what you said,
people will forget
what you did,
but people will never forget
how you made them feel..***

— *Maya Angelou*
(1928-2014)



After 36 years of service, **Barbara Guido** has announced her retirement. We would like to take this opportunity to highlight her contribution to the MUHC.

Barbara Guido Retires After 36 Years of Dedication



Barbara Guido

Barbara has always had a passion for helping others. Throughout the years as a medical/administrative assistant, she acted as a liaison between the

patients and medical professionals. She is a highly motivated, compassionate, loyal, dedicated, and professional and pays attention to detail at any given task.

She started as a medical administrative assistant at the MGH in 1978 and joined the Department of Surgery at the MGH in 1984. She was Dr. E. John Hinchey's administrative assistant for 31 years.

Barbara Guido worked as an administrative assistant for numerous doctors in the department of Family Medicine (Dr. J.D MacLean, Dr. John Carsley,

Dr. Jacqueline McClaran, Dr. Ken Marshall, Dr. Yves Bergevin only to mention few) and surgeons in the Division of General Surgery (Dr. E.J.Hinchey, Dr. Lawrence Rosenberg, Dr. David Sloan, Dr. David Owen, Dr. David Evans, Dr. Robert Salasidis, Dr. Tarek Razeq again only to mention few for the sake of space). Apart from vast and fast-paced administrative duties of a doctor's office, Barbara worked privately for the Surgical Scientist Program/Fast Foundation for nine years.

DR. E. JOHN HINCHEY DESCRIBES HIS EXPERIENCE WORKING WITH BARBARA: "I had the privilege and good fortune to have Barbara Guido as my secretary and administrative assistant for 31 of her 36 years at the MGH. There were two interruptions during this period for the birth of Erica in 1986 and Patricia in 1990. Barb loved our patients and they loved her.

She was an integral part of the other MGH Italian secretaries, technicians and appointment managers. This meant that our patients were well received when tests and consultation we're arranged and they appreciated it.

She was wonderful to work with showing initiative and was able to solve most problems on her own. She is respected and highly regarded by those who know her and she will be missed by all members of the MGH surgical family."

In 2011, she became Dr. Liane Feldman's clinical and administrative assistant. Dr. Feldman had just been appointed as the Director of the Division of General Surgery at the MUHC. Barbara managed Dr. Feldman's clinical practice, Adrenal clinic as well as organized all division events or activities. (LD MacLean Visiting Professor Day, Director's dinner, Christmas staff party, Secretarial Christmas luncheon, etc). As part of her duties she took care of all the financial bookkeeping of the division and did the OR schedules for surgeons operating either at the Lachine General Hospital or LaSalle General Hospital.

DR. LIANE FELDMAN ON BARBARA'S WORK ETHIC:

"Barbara worked with many surgeons in the division of general surgery over the years, including Drs. Hinchey, Owen, Salasidis and Vassiliou. She also worked with Dr. Hinchey running the Surgical Scientist Program since its inception. Beginning in 2011, Barbara assumed the role of administrative assistant for the academic division working with me. She really thrived in this role, organizing the division activities, including the annual LD MacLean visiting professor, and helping to garner resources for the division events from industry. Barbara relished personal connections, remembering birthdays and special events with a personal touch. She assumed an increasing load of responsibilities, helping to coordinate the acute care surgery operating room schedule, organizing all division social and academic events, coordinating division meetings etc. Barbara is the consummate professional, treating all our patients with utmost respect, and never losing her cool despite increasing institutional pressures.

On behalf of the entire division, we wish to thank Barbara sincerely for her dedication to our well-being and her service to our patients."

Working in a hospital environment has never been just a job for Barbara but rather a calling. She was a member of the Villa Maria High School Foundation and [Villa Maria Mothers' Guild](#) for 10 years, where both her daughters attended high school. She also held the position as President of the Mothers' Guild. For the last thirteen years she has been a member of [Friends for the Cure](#). For 11 of those years they have raised over \$1M for Cedars Can Support at the MGH and the latter 2 years they raised over \$100,000 for POP (Peri-Operative Program) at the MGH. "Paying it forward" is a mantra and expression that Barbara believes in and follows in her everyday life.

Over the years Barbara developed a family-like connection with many staff, residents, support staff and patients. Barbara is someone that is nurturing and always willing to lend a helping hand to fellow staff members and those around her, be it residents, doctors, patients, etc.

We wish Barbara Guido all the best in her retirement and will miss her very much! ♦

Resident's Corner

F

OSTERING PROMISING CAREERS

IN ACADEMIC SURGERY

There are many reasons to pursue surgical training here at McGill. Besides its location in Montreal, training here presents residents with a number of advantages that make coming to McGill an



Dr. Jonathan Cools-Lartigue

By Jonathan Cools-Lartigue, MD

easy decision for many. Besides its reputation for clinical excellence, McGill University is well known for its strong research in a number of exciting fields. The surgeon scientist program offers residents with a unique opportunity to devote some time between their second and third clinical years towards the pursuit of a graduate degree in the field of their choice. While residents have traditionally pursued a M. Sc. or PhD in basic scientific research, the pursuit of graduate degrees in clinical epidemiology, global health, surgical innovation and surgical education have become increasingly popular.

Regardless of the program chosen the end result is the seamless integration of strong clinical training with the research experience and education that are important in laying out the foundations for an academic career as a surgeon scientist. Furthermore, the surgeon scientist program at this institution provides residents with the tools necessary to secure funding for their research, essentially making it easy for interested and motivated individuals to pursue their career goals. Interest in the surgeon scientist is at an all time high and the department of surgery has made it possible for essentially all qualified residents to take part in novel, cutting edge research. This support has permitted a variety of exciting projects to be undertaken by a number of general surgery residents. Accordingly, in this particular installment of the residents' corner, it seemed appropriate to highlight some of the work being carried out by future surgeon scientists.

DR. AMIN MADANI is a 4th year general surgery resident at McGill University. He is currently pursuing a Master of Science in Experimental Surgery and Surgical Innovation as part of the Surgeon-Scientist Clinical Investigator Program. Amin's thesis involves the development of a surgical curriculum to teach surgeons and surgical trainees the principles and adverse-events related to the use of electro-surgery, in the hope to promote safety in the operating room. For instance, approximately 600 OR fires occur in the US annually – some causing serious disfigurement or death,

while electro-surgery-related thermal injuries are estimated to be 1-2 per 1000 in laparoscopic surgery. Amin developed and validated a novel simulation-based electro-surgery curriculum in a randomized-controlled trial, showing significant improvement of educational outcomes. The results of this trial were presented at [SAGES 2014](#) and were well received. This curriculum is also scheduled to start at several institutions throughout North America in July 2014.

Amin is also part of the new Surgical Innovation program at McGill University, bringing together the expertise of surgeons, engineers and entrepreneurs to develop novel devices and innovative solutions that will improve clinical outcomes for patients. Their group's prototype is currently under development and undergoing validation studies.

DR.'S GOWING, NAJMEH and JIANG are all 3rd year general surgery residents pursuing basic scientific research under the supervision of Dr. Lorenzo Ferri. The current research focus at this particular laboratory is the link noted between postoperative infectious complications and recurrence in patients with pulmonary and upper gastrointestinal tumors.

DR. STEPHEN GOWING is completing his PhD on metastasis and pneumonia in an attempt to further elucidate the mechanisms underlying the sinister association between pulmonary infectious complications and increased rates of local recurrence following thoracic surgical procedures. This year, Stephen won numerous first prizes for his research at the McGill Experimental Surgery Research Day, Canadian Society of Surgical Oncology (CSSO), Canadian Association of General Surgeons (CAGS), [L.D. MacLean Surgical Research Day](#) and [Stikeman Research Day](#).

DR. SARA NAJMEH is completing her Master's Degree in an attempt to characterize some of the mechanisms responsible for the observed adhesion of circulating tumor cells to neutrophil extracellular traps (NETs). This phenomenon involves the recently observed interaction of tumor cells with neutrophil derived extracellular DNA elaborated in response to a number of infectious processes. The end result appears to be tumor progression and the mechanisms underlying these interactions remain completely unclear to date. Her research won first prize for Oncology at the Annual McGill Biomedical Graduate Conference and also received great interest at American Association of Cancer Research, DDW, CSSO.

DR. FADI HAMADANI is currently pursuing a PhD in the department of Experimental Surgery with a research focus towards global health and injury prevention. Injury results in more annual deaths than HIV, malaria and tuberculosis. The social and economic burden of injury is profound, and disproportionately

► affects young people. Under the supervision of Dr. Dan Deckelbaum and Dr. Tarek Razek, Dr. Hamadani's PhD focuses on Trauma Systems and involves working with healthcare leadership abroad to better understand the scope of the injury epidemic and identify targeted interventions to reduce related morbidity and mortality globally. One of the exciting projects will utilize a novel electronic trauma registry application (app) developed specifically for low-income countries. This app will allow the group to collect and analyze routine data in real-time to better understand injury epidemiology, to improve quality assurance and health care for injuries, and to promote awareness, education, and design prevention policies.

DR. EVAN WONG, a PGY-3 in General Surgery, completed his Master of Public Health at the Johns Hopkins Bloomberg School of Public Health, where he specialized in epidemiology and biostatistics and was inducted into the Delta Omega honor society. His research focused on improving access to surgery in low-income countries. During his time in Baltimore, he produced five first-author publications and presented his research at a number of international conferences. Upon his return to McGill, he will work with the Centre for Global Surgery, under the mentorship of Drs. Razek and Deckelbaum, to build an injury database in Port-au-Prince, Haiti.

DR. KATHERINE MCKENDY is currently completing a Master's in Education under the supervision of Dr. Melina Vassiliou. She is investigating the application of novel teaching methods and educational technologies to the training of surgical residents. Such research may prove extremely valuable in the context of competency-based residency training, particularly in the face of reduced resident work hours. Increasing the yield of technical skills and knowledge acquisition outside of the clinical environment will likely be critical in the future of surgical training. Her other research interests include curriculum development for undergraduate and graduate surgical trainees.

DR. EVE SIMONEAU is a 3rd year general surgery resident who started her PhD in 2012. Her research focuses on colorectal cancer liver metastasis progression in the context of portal vein embolization. The project includes both clinical and translational components, in which next generation sequencing (RNA-Seq) of metastatic tumors was performed through a prospective clinical study, revealing a comprehensive analysis of the transcriptional changes during metastatic progression. The project further resulted in an international collaboration in the field of bioinformatics, and was presented at international conferences, with the clinical aspect of the work being presented as a podium presentation at the 2014 ACS meeting. She has received an FRSQ salary grant and was an awardee for the McGill Integrated Cancer Research Training Program.

The scope and quality of research currently being undertaken by residents in the department of general surgery is a testament to the success of the Surgeon Scientist Program. The support offered to these individuals has allowed them to set the foundations for their future careers in academic surgery. Having had the opportunity to pursue their educational goals in a world-class institution with collaborators at institutional, national and international levels, the Surgeon scientist program is giving these residents the best chance of success in their future endeavors. ♦

The author wishes to thank to his colleagues Eve Simoneau, Amin Madani, Fadi Hamadani, Sara Najmeh, Stephen Gowing and Kate McKendy who have generously contributed to this article.

.....

.....

The custom of giving patients appointments weeks in advance, during which time their illness may become seriously aggravated, seems to me fall short of the ideal doctor-patient relationship.



— James Howard Means
(1885-1967)

.....

Welcome to the New Surgery Chief Residents 2014-2015



DIVISION OF GENERAL SURGERY

PROGRAM DIRECTOR: **DR. PAOLA FATA**



Dr. Mohammed Al Mahroos is from the beautiful city of Qatif in the Eastern province of Saudi Arabia. He completed his medical school at King Faisal University in Saudi Arabia and went on to do a research fellowship focusing on coagulopathy in trauma with Dr. Rizoli in Toronto. Throughout his residency Dr. Al Mahroos has been interested in MIS and malignant foregut disease. In the 2013-2014 academic year he won the McGill General Surgery "CAGS Excellence in Teaching Award" for his outstanding contributions to resident education. Dr. Al Mahroos is an avid sports fan, particularly soccer; he cheered for FC Barcelona during the World Cup.



Dr. Mohammad Albader is a student of the world, and in 2010 life lead him to Montreal to pursue a residency in General Surgery. At McGill he has tirelessly dedicated his time to his clinical duties and mastering his technical skills and he has been a much welcomed addition to the entire General Surgery team. Dr. Albader will pursue a fellowship in Critical Care Medicine after completing his residency and is aspiring to follow up that fellowship with another in Bariatric Surgery.



Dr. Ahmed Alburakan comes from Riyadh, Saudi Arabia where he completed his medical degree at King Saud University and an internship at King Khalid University Hospital. Ahmed has been with the General Surgery training program since 2009. He is currently in the process of completing his Master's degree in experimental surgery. His research interests include coagulopathy, transfusion and management of solid organ injury in the setting of trauma. He presented his work in multiple related conferences and has won awards including best resident research award at the 2013 TAC conference. Ahmed is enrolled in combined surgery/critical care fellowship at McGill University and will be pursuing a trauma/ACS fellowship after. In his spare time, he enjoys spending time with his beloved wife Dhoha and his son and daughter Mishari and Maria. Ahmed is also an enthusiast photographer with special interests in landscape and portrait photography.



Dr. Sultan Alhabdan was born and raised in Riyadh Saudi Arabia. Dr. Sultan Alhabdan finished medical school at King Saud University in Riyadh. He completed his Master's degree in medical education at King Said Bin Abdulaziz University in health science. Dr. Alhabdan began his residency at McGill

University in July 2010. He married his lovely wife, Haifa Alshaikh, in October of 2011; they have a one-year old daughter together, Nourah. Dr. Alhabdan is planning on pursuing a fellowship in Minimally Invasive Surgery and Bariatric Surgery after his residency. When he returns to Saudi Arabia he will begin his position as assistant professor at King Saud Bin Abdulaziz University.



Dr. Abdullah Alshehri comes from Riyadh, Saudi Arabia where he completed his medical degree at King Saud University. He started his General Surgery Residency in 2009. During his residency, he completed a Master's in Experimental Surgery. He was able to complete and publish several research projects in the field of Pediatric Surgery, which he presented in several local, national and international meetings including CAPS, BAPS and EUPSA. He was the recipient of the Montreal Children's Hospital Research Award and the 4th annual Bruce Williams Pediatric Surgical Research Day Award. Abdullah is passionate about Surgery and he is known to be caring for his patients. In his spare time, Abdullah enjoys travelling to different parts of the world with his wife Khlood where they like to experience different cultures. Upon graduation, Abdullah will be pursuing a Pediatric Surgery Fellowship at the University of British Columbia.



Dr. Marc Dakermantji, born in Hull (QC) but a Montrealer from the age of 5, graduated from Université de Montreal in 2009. His interest in trauma surgery and global health has led to several key collaborative projects in the field. He will be completing his Master's degree in experimental surgery on ongoing projects in the developing world. He is the proud winner of the department's resident laparoscopic skills competition four years in a row and has represented McGill on the national scene. He will pursue a career in trauma and acute care surgery.



Dr. Sinziana Dumitra is a welcome addition from University of Montreal where she completed premed and medical school. During residency she was very prolific, published a dozen peer-reviewed papers and presented at national and international conferences. She completed a McGill Masters of Epidemiology in 2013 and is hoping to write a PhD during her fellowship in Surgical Oncology. With determination and dedication Sinziana has honed great surgical skills in both open and laparoscopic surgery that she hopes to apply in big sarcoma cases. In her spare time Sinziana loves to travel, enjoys arts and culture, painting and spending time with friends and family. ▶



► **Dr. Chao Li** obtained his medical degree at McGill University in 2009. Since then he has been a part of the General Surgery program. He elected to complete a Master's of Experimental Surgery under the supervision of Dr. Liane Feldman and Dr. Franco Carli, looking at ways to optimize pre and postoperative care. In his spare time, he enjoys travelling abroad and discovering new landscapes and cultures. Next year, he will be pursuing a minimally invasive and bariatric surgery fellowship. Chao will also be marrying the love of his life this summer.



Dr. Minh-Tri Nguyen is a graduate of McGill University. He began his general surgery residency in 2007 with a strong interest in transplant surgery. In 2010, he was awarded two-year grants from the American Society of Transplant Surgeons and the Fonds de la Recherche en Santé du Québec to pursue a PhD degree on the role of regulatory T cells in ischemia-reperfusion injury after kidney transplantation. His research was well received locally, nationally, and internationally as he is a two-time recipient of both the Basic Science Trainee Award from the Canadian Society of Transplantation and the International Transplantation Science Mentee-Mentor Award from The Transplantation Society. Minh-Tri will be leaving us to complete a transplant surgery fellowship at New York-Presbyterian/Columbia University Medical Center.



Dr. Philippe Parent is a Montreal native, and a graduate from the University of Montreal's school of medicine (1999). He completed a family medicine residency at University Laval (2001) and began a busy emergency medicine and obstetrics practice in western Quebec. Always seeking challenges he joined the Canadian Forces Medical Branch as a young captain in 2007, then trained and deployed in Afghanistan as a trauma team leader in the busiest trauma hospital at that time for an 8 month rotation in Kandahar in 2009. Dr. Parent has a particular interest in trauma medicine and war surgery, and a research interest in the hypercoagulable state in trauma patients. He is now an accomplished general surgery resident, still wearing the uniform, and a proud father.



Dr. Andrea Petrucci is a native Montrealer, who graduated from McGill University in 2009. During her General Surgery residency, she completed a Master's degree in Education and participated in workshops and events focusing on using virtual patients for surgical education. She was also actively involved in residency training as the VP Academic for the McGill General Surgery Residency Program Committee where she organized academic half day activities. As a former figure skating athlete, Andrea enjoys keeping active and spending time with her family. Andrea married her sweetheart Adam in June of this year. She is interested in colorectal surgery and wishes to pursue a fellowship in this field.



Dr. Ali Samkari comes from the beautiful costal city Jeddah, where he spent his childhood growing up on the side of the beach of the Red Sea. He graduated from King AbdulAziz University in 2006 with Honor grades. Dr. Samkari is finishing his Master's degree in education at McGill, and he aims to participate in improving the surgical training program back home.

Dr. Samkari's area of interest is colorectal surgery. Ali is the proud father of his son Abdullah and husband of Dr. Ghaidaa Hakeem who is finishing her residency in Obstetrics and Gynecology at McGill.

DIVISION OF UROLOGY

PROGRAM DIRECTOR: **DR. WASSIM KASSOUF**



Dr. Abdullah Alkhalaf graduated from King Saud University, Riyadh, Saudi Arabia. He completed a Master's degree in medical education. He joined the urology residency program at McGill University in 2010. He has been actively involved in urological clinical research throughout his residency. He presented at a number of national and international meetings.

He has several publications in peer-reviewed journals. Abdullah is currently the Academic chief resident for the urology residency program. Upon completion of his residency, he will be pursuing a one-year fellowship in reconstructive urology and sexual medicine at McGill University. Following completion of his training he will start his academic career at King Saud bin Abdulaziz University for Health Sciences, Riyadh, Saudi Arabia.

Abdullah enjoys traveling in his free time and shares this with his wife Dana. A new member to his family will join them soon.



Dr. Samuel Abourbih is a urology resident, and the incoming external chief resident. He obtained both his bachelors degree in physiology and medical degree at McGill University. His research interests focus mainly on renal cell carcinoma and prostate cancer, and he has conducted a number of studies in these fields which have led to several publications and presentations. He is thrilled to be pursuing a

2-year fellowship in endourology and minimally invasive surgery in the United states, and hopes to find time in the future to develop a mean 3 point jump shot.



Dr. Mazen Jundi PGY 5 received his medical degree from McGill University in 2010. He is part of the joint program of urology between McGill University and Sherbrooke University. He joined McGill University in 2014 in order to finish his last 2 years of residency. Following residency he will be practicing urology in a community hospital in the province of Quebec. ►

► **DIVISION OF PLASTIC SURGERY**
PROGRAM DIRECTOR: **DR. MIRKO GILARDINO**



Dr. Salah Aldekhayel is a graduate from medical school at King Saud University, Riyadh, Saudi Arabia in 2007. He completed a Masters degree in Medical Education (MEd) in Saudi Arabia prior to joining McGill University as a resident in Plastic and Reconstructive Surgery in 2010. During his training, he has been involved in clinical research with multiple publications in peer-reviewed journals and national/international presentations. Upon finishing his residency, Salah will start his fellowship in Hand and Microsurgery with Dr. Joseph Upton at Beth Israel Deaconess Medical Center, Harvard University, Boston. Following the completion of his fellowship training, he will start his academic career at King Saud bin Abdulaziz University for Health Sciences in Riyadh, Saudi Arabia.

He is blessed with the new addition to his family, Reema who was born in October 2013 to join her 6 year-old brother, Faisal.



Dr. James Lee completed his Bachelor's degree at McGill University in Electrical Engineering and a Minor in Management. He subsequently went on to pursue medical school and his post-graduate training in Plastic and Reconstructive Surgery at McGill. Throughout his residency he has been involved in research, resulting in several publications, and has been awarded the Outstanding Resident Teacher Award in Plastic Surgery for the 2013-2014 academic year.

In addition to work, Dr. Lee is a proud father of his first son Milan born in October 2013. Upon completion of his residency he will start practice in plastic surgery at a community hospital trauma center in the Montreal region. ♦

Beyond curing, doctors must also be taught, and supported, to help patients heal. As more and more Americans are, and will be, living with chronic illnesses, medical technologies can only take us so far. It is in truly "caring for" patients — with compassion, empathy and connection — that patients begin to heal.

— *The Dirty Secret About Medical Errors*
by Riva Greenberg in *Huffington Post*



Most people don't grow up. Most people age. They find parking spaces, honor their credit cards, get married, have children, and call that maturity. What that is, is aging.

— *Maya Angelou*
(1928-2014)



Dr. Ari Meguerditchian

was recently awarded the Canadian Association for Medical Education 2014 (CAME) Certificate of Merit for outstanding contributions to undergraduate medical education.

KUDOS !!

Dr. Sarkis Meterissian received an award from the

FMSQ for his contributions to continuous professional development.



Dr. Gerald Fried delivered the presidential address to a packed house at the Society of American Gastrointestinal and Endoscopic Surgeons in Salt Lake City on April 4


2014. In his speech entitled *Connecting in the Digital Age*, he discussed the role

of surgical societies in his career and encouraged everyone to use the societies as a means to connect, recharge, learn and lead.

He mentioned many of his McGill mentors, colleagues and students, as well as the important roles his wife Karen, children Howard and Kimberley, daughter-in-law Karen and especially

granddaughter Olivia have

all played in his success. A large McGill contingent was on hand to enjoy SAGES week, which included oral presentations from Drs. Carmen Mueller, Lawrence Lee and Amin Madani, a video by Dr. Katherine McKendy, and posters presented by Drs. Ioana Antonescu and Namdar Manouchehri. Dr. Fried is the first Canadian president of SAGES, proudly sporting a Mounties hat and uniform to the SAGES sing-off festivities.



Dr. Elliot Mitmaker and Teresa Tangredi were married on July 28, 2013.

Dr. Melina Vassiliou was named to the SAGES board.

Drs. Melina Vassiliou and Daniel von Renteln were married on May 17, 2014

Dr. Dan Deckelbaum was named interim director of Global Health Programs for the Faculty of Medicine. Dan was honoured by the faculty with a Medicine Alumni Global (MAG) award for his capacity building programs in Haiti, Rwanda, the Ukraine and the Middle East. Dr. Deckelbaum's father, Richard Deckelbaum, was the recipient of the MAG Award for Community Service in 2011 and it is the first time in the awards' history that two members of the same family have been honoured.

Drs. Lawrence Lee, PGY6 and Katherine McKendy, PGY4, residents in general surgery, were married on March 8 2014.



Drs. Lawrence Lee and Katherine McKendy

Dr. Simon Bergman received an FRQS salary chercheur-clinicien award (Junior 2) for his work on optimization of quality of care and surgical recovery in elderly

patients "Optimisation de la qualité des soins et du rétablissement chirurgical chez les personnes âgées".

The McGill Dobson Cup is McGill's university-wide flagship start-up competition run by the Dobson Centre for Entrepreneurial Studies of the Desautels Faculty of Management.

Dr. Andrea Petrucci, PGY5 general surgery and Adam Teixeira, were married on June 7 2014.



Dr. Andrea Petrucci and Adam Teixeira

Dr. Lorenzo Ferri and his co authors, including Dr. Jonathan Cools-Lartigue, a general surgery resident and PhD student, discovered a new mechanism for cancer metastasis, via the production of Neutrophil Extracellular traps. This discovery was recognized as one of the top 10 Discoveries of the year for 2013 by Quebec Science magazine.

Dr. Renzo Cecere (Cardiac Surgery) and his PhD (Eng.) student **Toufic Azar** have been awarded First Prize in the 2014 **McGill Dobson Cup** Start-Up Competition, with their entry, "Meacor Inc.: A Percutaneous System for the Repair of the Mitral Valve". ♦

Achievement Residents and Fellows



DR. LORENZO FERRI'S LAB ACHIEVEMENTS:

Dr. Jonathan Spicer who was the first resident to join Dr. Ferri's lab successfully defended his PhD in

February and will be returning in July 2015 to join the Division of Thoracic Surgery.

Dr. Jonathan Cools-Lartigue work on Neutrophils, NETS and Inflammation was published in July 2013 issue of the prestigious Journal of Clinical Investigation and has won him many prizes, accolades and major international recognition from media in North America, Europe, Asia and Australia. His findings were featured on NPR, CBC new radio, and Canal Decouvertes. Quebec Science magazine ranked it one of the top 10 discoveries of 2013 and it

won second place as a major finding in the entire province. Finally, because of its recognition as an important discovery, the research was featured at the BRAVO conference at McGill University.

Dr. Henry Jiang whose work on Identifying Therapeutic Molecular Targets (NOD-1) in Cancer Metastasis has produced novel findings will be completing a PhD in 2015. ♦

**Live as long as you may,
the first twenty years
are the longest half
of your life.**

— Robert Southey
(1774-1843)



2014 Brown Cup Surgical Staff versus Surgical Residents Ice Hockey Game

T

he annual Brown Cup surgical staff versus surgical residents ice hockey game was held on Sunday, April 27th, 2014 at Samuel Moskovitch Arena in Cote-St. Luc with Dr. Rae Brown (whom the Brown Cup is named after) in attendance.



It was a fierce competition between the staff team captained by orthopedic surgeon Dr. Edward Harvey and the resident team led by PGY3 general surgery resident Stephen Gowing and orthopedic surgery resident Thierry Pauyo. For the first time in the history of the Brown Cup, the resident team defeated the staff by a score of 5-3. In addition to being a great annual sports competition, the Brown Cup fosters the spirit of teamwork, sportsmanship and camaraderie between staff and residents across all divisions of surgery at McGill. ♦



Visiting Professors

28th Annual Eugene Rogala Visiting Professor in Pediatric Orthopaedic Surgery

On October 24-25, 2013 the Division of Pediatric Orthopaedics hosted the 28th Annual Eugene Rogala Visiting Professor in Pediatric Orthopaedic Surgery.

Dr. Richard Davidson, Professor of Orthopaedic Surgery, Perelman School of Medicine at the University of Pennsylvania, Attending Surgeon, Division of Orthopaedics, Philadelphia was the visiting professor this time.

He has won many awards including the Best Doctor Award. He is a member of numerous prestigious national & local societies and has participated on the editorial board of multiple journals including his current positions with Clinical Orthopaedics and Related Research and Foot & Ankle International.

Dr. Davidson has co-authored numerous peer-reviewed original scientific papers and book chapters covering a vast array of topics in pediatric orthopaedics. He is a leader in the field of pediatric orthopaedics and has a special interest in limb lengthening and reconstruction using multiple fixation devices including the Multi-Axial Correction (MAC) Fixator.

During two days Dr. Richard Davidson gave four presentations ([see the program](#)) and participated in bedside rounds as well as attended some case presentations. ♦



9th Annual Harvey H. Sigman Lecture in Surgical Education Visiting Professor



On October 30-31, 2013 John D. Mellinger, Professor and Chair, Division of General Surgery, and Program Director of the General Surgery Residency at SIU School of Medicine, Springfield, Illinois was the 9th Annual Harvey H. Sigman Lecture in Surgical Education Visiting Professor.

The title of his talk at Combined Grand Rounds October 30, 2013 was *The Core of Competence*. He also gave a lecture to the residents entitled *Important Things I Didn't Learn in Residency: Reflections from a Surgical Midlife*. ♦

In the photo left to right were Drs. M. Black, A. Derossis, S. Fraser, J. Mellinger, H. Sigman, L. Rosenberg, G. Fried.

Visiting Professors

Stikeman Visiting Professorship 2014

On May 8th, 2013, Dr. **Michael J. Mack**, Medical Director of Cardiovascular Surgery for the Baylor Scott & White Health, Chair of the


Baylor Scott & White Health Cardiovascular Governance Council, and Director of Cardiovascular Research at The Heart Hospital Baylor Plano, was the **46th Stikeman Visiting Professor** to the Divisions of Cardiac and Thoracic Surgery. At Surgical Grand Rounds in the Osler Amphitheatre of the Montreal General Hospital, Dr. Mack spoke on *Cardiac Surgery – Past, Present and Future*. This was followed by laboratory and clinical research presentations by the residents of both Divisions. After lunch, Dr. Mack had an informal meeting with the residents.

The afternoon session was dedicated to **Dr. Ray Chu-Jeng** in celebration of his life. To honour his memory, many trainees, attending surgeons and colleagues presented their research and how he was an inspiration and mentor to them. The alumni and colleagues from out of town who attended were **Drs. Tom Burdon, Victor Chu, George Chuang** (Taiwan), **Michael Dewar, James Dutton, David Latter, Chwan-Yau Luo** (Taiwan), **Danny Marelli, Dao Nguyen, Marc Pelletier, Hani Shennib, Garrett Walsh, Vinay Badhwar** and **Andrew Seely**.

The annual banquet was held at the University Club in honour of the Visiting Professor and our graduating residents – **Dr. Ziyad**

Binsalah, Dr. Stephane Leung as well as our fellow – **Dr. Mulhieldin Mulhieldin**.

It was a pleasure to welcome Dr. Mack as the 2014 Stikeman Visiting Professor to the Divisions of Cardiac and Thoracic Surgery. ♦



Back row L to R: Drs. Chwan-Yau Luo, Dominique Shum-Tim, Christian Sirois, Tom Burdon, David Latter, Michael Dewar, Kevin Lachapelle, Pierre-Luc Bernier, James Dutton, Dao Nguyen, Lorenzo Ferri, Marc Pelletier, Victor Chu.
Front row L to R: Drs. Carolyn Teng, Renzo Cecere, Jean E. Morin, Michael Mack, Anthony Dobell, Garrett Walsh, Daniel Marelli.

Visiting Professors


15th Annual Anthony R.C. Dobell Visiting Professor of Congenital Cardiac Surgery

On December 9th, 2013, **Dr. Jeffrey P. Jacobs** was this year's Dobell Visiting Professor of Congenital Cardiac Surgery. Dr. Jacobs is a Professor of Cardiac Surgery (PAR), Johns Hopkins University Surgical

Director of Heart Transplantation and Extracorporeal Life Support Programs, All Children's Hospital. He is also a Clinical Professor in the Department of Surgery at the University of South Florida.

The day's events began with Surgical Grand Rounds at the Montreal Children's Hospital where Dr. Jacobs gave his first talk entitled *Outcomes Analysis and Quality Improvement for the Treatment of Patients with Congenital Heart Disease*. This was followed by presentations by residents and staff. Dr. Jacobs then gave his second talk on *Challenges Facing the Young (and not so young) Cardiac Surgeon*. After lunch, Dr. Jacobs met with the cardiac surgical residents. Later that day, CVT/Cardiology Conference took place followed by case presentations.

That evening, a reception dinner in honor of our Visiting Professor was held at the Mount Stephen Club. It was a privilege to welcome Dr. Jeffrey Jacobs as the 15th Annual A.R.C. Dobell Visiting Professor of Congenital Heart Surgery to the Montreal Children's Hospital and McGill University. ♦



**It is not a case
we are treating;
it is a living,
palpitating,
alas, too often suffering
fellow creature.**

— John Brown
(1810-1882)

**A few observations
and much reasoning
leads to error;
many observations
and a little reasoning to truth.**

— Alexis Carrel
(1873-1944)

**Why is it
that we rejoice at a birth
and grieve at a funeral:
It is because
we are not the person
involved.**

— Mark Twain
(1835-1910)

McCord Museum Find



Good day editorial staff;

I found this photo which comes from the McCord Museum. You may find it interesting for inclusion in a future issue. Congratulations on your work on "our Square Knot"!

Sincerely, Ed Monaghan, Ex-Editor



Our Editorial board made a small research on this photo in the [McCord Museum collections available online](#). Here's the accession data of the photo:

Salle d'opération, Hôpital général de Montréal,
copie réalisée pour Mme Oliver, 1910

Anonyme - Anonymous

1910, 20e siècle

Plaque sèche à la gélatine

20 x 25 cm

Achat de l'Associated Screen News Ltd.

II-180990.0

© Musée McCord

On this photo taken by an anonyme in you see an operation room. The [description provided by the McCord museum](#) says:

"In the early 1890s, there was a growing understanding of the need to avoid contaminating the wounds of surgery patients through contact with unclean instruments, hands or other objects. Canada, like other countries, was in a period of transition, with physical sterilization, or asepsis, gradually replacing chemical disinfection methods.

It was around this time that pressurized devices called autoclaves came into use. Designed to work at extremely high temperatures, they made it possible to sterilize surgical instruments, bandages and anything else that might come into direct contact with the patient under the knife. Operating tables made of glass were preferred as they were easier to clean than the old wooden ones.

Procedures of this sort considerably enhanced the patients' chances for survival and paved the way for new operations. Doctors could now open a person's abdomen without provoking certain death, and the first appendectomies were soon performed. Modern surgery was emerging.

However, surgical masks were still a thing of the future.

This is a partial view of an operating room readied for one Mrs. Oliver. The patient is pictured with the surgeon and his assistant,

a rarity in photos at the time.

There is nothing to indicate where this surgery room was located, but it was obviously affiliated with a medical school.

Several things suggest that this photo was taken in the early 20th century. The surgeon is wearing gloves, and a sterilizer can be seen behind the patient.

Evidently, Mrs. Oliver had agreed to an operation with medical students looking on. If she did so by choice, then she was wealthy. If not, it was because she was poor." ♦

Obituaries



Dr. Ray C-J. Chiu

**RAY CHU JENG CHIU, MD, PHD, FRCS, FACS, FACC
1934-2014**

Professor of Surgery, and Past Director of the Division of Cardiovascular and Thoracic Surgery, McGill University.

On Saturday, January 4th 2014, Dr. Ray CJ Chiu passed away peacefully in his 80th year with his family by his side at the Montreal General Hospital.

Ray was born in Tokyo, Japan and grew up in Matou, Taiwan where his father had a thriving Ophthalmology practice. He received his MD

'59 *summa cum laude* from National Taiwan University in Taipei, Taiwan, becoming the fourth generation of medical doctors in his family. After a harrowing year of mandatory active military service as a medic stationed on Quemoy Island in the Taiwan Strait, he immigrated to the United States for surgical internship at Baltimore City Hospital (Johns Hopkins Medical School affiliated); then residency training in Cardiovascular and Thoracic Surgery at SUNY Downstate Medical Centre in Brooklyn NY under the tutelage of his mentor, the late Dr. Clarence Dennis. In 1968, he immigrated to Canada to obtain his PhD in Experimental Surgery at McGill University, which he remarkably completed in just 2 years; then was appointed Assistant Professor in the McGill Faculty of Medicine's Department of Surgery, and staff surgeon at the Montreal General Hospital. A leader in the then-nearly unknown hybrid career of surgeon-researcher (clinician-scientist), he rapidly advanced to the rank of tenured Full Professor in just 10 years. From 1992-2000, he was Chair of the McGill Division of Cardiothoracic Surgery, following in the footsteps of notable past chairs as Dr. Norman Bethune, Dr. Arthur Vineberg and Dr. Anthony Dobell. The 1990s-2000s were his most productive years, including extensive international travel for visiting professorships. Though officially retired from clinical practice since 2007, he remained very involved in research for years thereafter; and continued to work in his MGH 9th floor office until precluded by his health in 2013.


Through his research, he advanced a number of novel ideas and techniques in cardiac surgery, including the spiral vena cava graft,

retrograde coronary cardioplegia, and dynamic cardiomyoplasty. He then explored stem cell therapy for heart failure – a pioneer in the field, publishing the first report on “cellular cardiomyoplasty” in 1992, and the first book in this domain in 1997. From year 2000, his research focused on adult stem cells to repair damaged myocardium given their unique immunotolerance characteristics. Over the course of his career, he published more than 350 peer reviewed papers, invited commentaries, chapters, and editorials, over 250 abstracts, and 7 books; held 3 patents; served as a member of several grant review committees including at NIH, CIHR, and as Chairman of an international advisory committee for the Stem Cell Center at the National Health Research Institute of Taiwan; and was editor, associate editor or editorial board member for numerous leading international journals in the field. He gave over 200 visiting professorships and invited lectures worldwide, including to the British National Heart Institute, the Russian Academy of Science, and at many universities such as Oxford, Yale, Sydney, Paris, Tokyo, Beijing, Toronto, and McGill. He travelled around the globe with his wife for these, visiting almost every continent “from the north pole the south”, which he enjoyed demonstrating on a world map with places visited marked by smiley face stickers, as inspired by his granddaughter. He mentored legions of residents, fellows, faculty and researchers in surgery and surgical research now all over the world; and his greatest satisfaction was from his former students achieving

personal and career success for themselves. He received many honours, including the Scientific Award of the Chinese-American Medical Association (fondly recalling that he came to North America from the “Far East” with just \$150, a stethoscope and a job), and an invitation to be on the nominating committee for the Nobel Prize in Physiology and Medicine in 1982. In 2012, at the impetus of his brother Dr. Thomas CT Chiu and wife, the “Dr. Ray Chu Jeng Chiu Distinguished Scientist in Surgical Research” endowment was established by the MGH Foundation; and the 2014 Stikeman Visiting Professorship promoting research in Cardiovascular and Thoracic Surgery at McGill will be devoted to a celebration of his life and former students' work. He took great pride in his professional accomplishments,

not so much for himself as for his department, his university and his family. Cardiovascular surgical research was his life passion, and he truly was a pioneer and leader in the field.

Ray is survived by his wife of 51 years Dr. Jane Chiu, his son Dr. Dan Chiu and daughter-in-law Lisa Seachrist Chiu, his daughter Dr. Wendy Chiu, his granddaughter Anya Chiu, and many brothers and sisters and their families. ♦



1977



Dr. William H. Feindel

By Richard Leblanc, MD

►
WILLIAM HOWARD FEINDEL
1918-2014

William Howard Feindel passed away quietly at the Montreal Neurological Institute and Hospital of McGill University on January 12, 2014, following a brief illness. He was 95 years old.

Dr. Feindel was one of the world's most distinguished neurosurgeons and a brilliant neuroscientist. As the MNI's third director he proved to be a singular medical and scientific administrator. Indefatigable, Dr. Feindel remained a daily presence at the MNI up to

the last, attending grand rounds and conferences, taking notes in his ever-present pocket diary. The comment "good question," spoken in a quizzical tone by first year residents and distinguished professors alike, was heard from the podium at every conference that Dr. Feindel attended. At the MNI's annual Feindel Lecture, a few weeks before his passing, he officiated at the launch of his most recent book, *Images of The Neuro*. He left us an unfinished book – now taken up by his friends and colleagues – and was pondering the one to follow, when illness struck him.

William Feindel was born on July 12, 1918 in Bridgewater, Nova Scotia. He graduated from Acadia University in 1939, and was awarded a Rhodes scholarship to Merton College, Oxford. Dr. Feindel obtained a Master of Science degree in physiology from Dalhousie University in 1942 and a M.D. C.M. degree from McGill University in 1945. He returned to Oxford at the end of the Second World War to take up his Rhode's Scholarship; and was awarded his Doctor of Philosophy in neuroanatomy from Oxford University in 1949 for his work under Sir Wilfrid Edward Le Gros Clark, the eminent British neuroanatomist.

While in England, Dr. Feindel attended the National Hospital, Queen Square, where he studied with Sir Hugh Cairns, the Dean of British Neurosurgery at the time, and Sir Charles Symonds, the very distinguished neurologist who, as a young man, had studied with Harvey Cushing, the father of American neurosurgery.

Dr. Feindel returned to Montréal for his neurosurgical training at the Neurological Institute, with Wilder Penfield, William Cone and Arthur Elvidge, whom he joined in clinical practice at the end of his training. It was during this time that Dr. Feindel made his first significant contribution when he discovered the role of the amygdala in initialing temporal lobe seizures. This finding opened a new field in neurophysiology and revolutionized the surgical treatment of patients with medically intractable psychomotor epilepsy.

Dr. Feindel left the MNI for Saskatoon in 1955 to become the first Director of the Department of Neurosurgery at the University of Saskatchewan. While there, Dr. Feindel was instrumental in developing Canada's first radioisotope contour brain scanner for the detection of intracranial lesions. With Dr. Joseph Stratford, who would later be Neurosurgeon-in-Chief at the Montréal General Hospital, he described the clinically relevant anatomy of the cubital tunnel and developed the technique of decompression of the ulnar nerve at the elbow for the treatment of tardy ulnar palsy.

Dr. Feindel returned to the MNI in 1959 to become the first William Vernon Cone Professor of Neurosurgery at McGill University, a position that he held until 1988. During that time Dr. Feindel was Neurosurgeon-in-Chief at the Montréal Neurological Hospital and at the Royal Victoria Hospital. He was also Director of the Montréal Neurological Institute and the Chairman of the Department of Neurology and Neurosurgery of McGill's Faculty of Medicine. During his tenure as Director, the MNI, along with the Massachusetts General Hospital and the Mayo Clinic, acquired the first CT and MRI scanners in North America.

One of Dr. Feindel's major achievements was the installation of the first medically dedicated positron emission tomography scanner supplied with biologically relevant isotopes produced by its own, on-site cyclotron, in the basement of the MNI. This proved essential to the development of functional brain scanning and led to the first ever demonstration of the reliability of functional neuroimaging in identifying functionally important areas of the brain in the presence of a structural brain lesion.

Dr. Feindel was a fellow of the Royal Society of Canada and Governor and Chancellor of Acadia University. He was a consultant to the World Health Organization, the Medical Research Council of Canada, and the National Institutes of Health (Bethesda). He was a Fellow of the Royal College of Physicians and Surgeons of Canada and a member of the American Association of Neurological Surgeons. Dr. Feindel was also a diplomate of the American Board of Neurosurgery, the American College of Surgeons, and the American Academy of Neurological Surgery, of which he was vice president. He was also vice president of the Society of Neurological Surgeons; and president of the Canadian Neurosurgical Society, the Montreal Neurological Society and l'Association des neurochirurgiens du Québec. The William Feindel Chair of Neuro-Oncology at McGill University was created in his honor.

Dr. Feindel was awarded the Order of Canada and he was made a Grand Officier de l'Ordre national du Québec. He was inducted into the Canadian Medical Hall of Fame, and was honored with the J. Kiffin Penry Award for Excellence by the American Epilepsy Society.



► Having a passion for medical history, Dr. Feindel was Honorary Osler Librarian; Curator of the Wilder Penfield Archives; member of the Board of Curators of the Osler Library at McGill University; and he received the John Neilson Award from the Hannah Institute for the History of Medicine. He published over 500 articles, 300 in peer-reviewed scientific and medical journals, and authored or edited six books.

Dr. Feindel was a true gentleman and a caring mentor to those of us who were fortunate enough to have come under his influence. His professional life began with the pioneers of our profession, and continued with the eminent neurosurgeons of our age, most of whom he knew on a first name basis.

With the passing McGill has lost one of its brightest lights and most ardent champions.

Dr. William Howard Feindel shown in later life, mirthful and inquisitive, in his dapper blue blazer, characteristic vibrant red pocket-handkerchief and his MNI Third Foundation tie. The Order of Canada and the National Order of Québec medals are neatly pinned to his lapel. Photograph courtesy of the Montréal Neurological Institute. ♦


Richard Leblanc, MSc, MD, FRCSC

*Professor, Department of Neurology and Neurosurgery,
McGill University
Physician-Scientist, Montréal Neurological Institute*

Tie one on for McGill!

The McGill Department of Surgery invites you to tie one on for the old school! The McGill red silk tie and scarf with CREST, SQUARE KNOT and FLEAM are available for purchase from the Alumni Office as follows:

McGill Dept. of Surgery Alumni, Montreal General Hospital
1650 Cedar Avenue, Room L9.420, Montreal (QC) H3G 1A4
Telephone: 514 934-1934, ext. 42028 Fax: 514 934-8418



PLEASE SEND ME THE MCGILL DEPARTMENT OF SURGERY TIE OR SCARF

Name		ORDER FORM	
Address			
City	Province	Tie \$50.00 Taxes are included	Qty _____ Sub Total \$ _____
Country	Postal Code (ZIP)	Scarf \$95.00 Taxes are included	Qty _____ Sub Total \$ _____
Telephone		Postage & handling add \$2.00 per item	
		+ \$ _____	
		Method of payment (please check one):	
		<input type="checkbox"/> Cheque <input type="checkbox"/> Money Order	
		Grand Total \$ _____	

Support the McGill Department of Surgery

The McGill Department of Surgery is recognized nationally and internationally for its excellence in surgical education, research and innovation, and high quality patient care. Graduates of our surgical training programs in General Surgery, Cardiac Surgery, Orthopaedic Surgery, Urology, Plastic Surgery, Thoracic Surgery and Vascular Surgery have become our ambassadors around the world; many have risen to prominent leadership positions in their institutions.

As an alumnus of the McGill Department of Surgery, we hope that you look back on your time at McGill with appreciation for the training you received, with fondness on the friends that you made, and that you continue to be proud of your connection to McGill. Many of you have expressed the feeling that your professional relationship with the McGill Department of Surgery has enhanced your reputation with colleagues and patients.

We invite you to express your appreciation by supporting the academic mission of the Department of Surgery. Your help will ensure that McGill will continue to be at the forefront of patient care, education and research. Your support will help the Department to flourish and grow, and to prepare for the future.

Funds donated to the Department of Surgery will support research and teaching initiatives, provide resources for students, residents and fellows, and will enhance our ability to keep you informed about McGill Surgery through *The Square Knot*.

The future of The McGill Department of Surgery as a truly great department depends more than ever on gifts from private sources. We sincerely hope that you will become a McGill Department of Surgery supporter and, by doing so, help us to continue our tradition of leadership and extraordinary accomplishment.



If you would like to **make a donation**, you may choose:

OUTRIGHT GIFTS

Many donors choose to make gifts of cash as a one-time donation. These are appreciated in any amount.

PLEDGES

By spreading major gifts over a period of time – typically up to 5 years – pledges allow donors to make larger commitments and fulfill them at a comfortable pace.

The list of all donors, unless instructed otherwise, will be published annually in *The Square Knot*.

Platinum Donors	\$10,000 and up
Gold Donors	\$5,000-\$9,999
Silver Donors	\$1,000-\$4,999
Bronze Donors	\$500-\$1,000

The donation can be made ONLINE by credit card via the Montreal General Hospital Foundation website at www.mghfoundation.com/donate/online-donation. Enter your donation amount and check the box "Other", and type in **McGill Department of Surgery Alumni Fund**. Fill in the donor information as appropriate.

Should you prefer, your donation may be made by CHEQUE payable to **The Montreal General Hospital Foundation – McGill Department of Surgery Alumni Fund**, and sent to: Montreal General Hospital Foundation
1650 Cedar, Room E6-129, Montreal (QC) H3G 1A4
Charitable receipts for Canadian tax purposes will be issued by the MGH Foundation.

On behalf of the Department of Surgery, I thank you for your support.

Gerald M. Fried, MD

*Edward W. Archibald Professor and Chairman, Department of Surgery, McGill University
Surgeon-in-Chief, McGill University Health Centre*


Harvey H. Sigman, MD, FRCSC
Editor

Ekaterina Lebedeva, MLIS
Assistant Editor

Ildiko Horvath, BA
*MGH-Medical Multimedia Services
Design & Layout*

*All photographs
courtesy of The McGill
Department of Surgery*

**We can't do it
without you !**



Write to us ! Send us your news !

**We want to hear from our readers !
If you have any information you want published in
THE SQUARE KNOT, comments about our newsletter
or suggestions, we want to hear from you!**

To contact the Editor:

Dr. Harvey H. Sigman • Editor • THE SQUARE KNOT • Jewish General Hospital
Pav A, A-500, 5750 Côte-des-Neiges, Montréal (Québec) Canada H3S 1Y9
Tel.: 514 340-8287 Fax: 514 340-7582

KINDLY USE OUR G-MAIL ACCOUNT TO CONTACT US
mcgillsquareknot@gmail.com
(for submissions and general questions)

Sponsors of the McGill Department of Surgery

Baxter

 **COVIDIEN**

 **Ethicon**
Endo-Surgery

OLYMPUS

STORZ
KARL STORZ ENDOSCOPY