



Report on Research

Professor Denis Thérien
Vice-Principal
(Research and International Relations)

Senate
April 29, 2009



VP-RIR Research Vision

To consistently and dominantly
be the leader of research-intensive universities
in Québec and in Canada and
to contribute substantially to
McGill's impact on the world

Report on Research

Reorganization of the VP-RIR Portfolio



Sponsored Research

- ✓ Research Development at Home and Abroad
 - Research Grants and Foundations
 - Infrastructure and Chairs Program
 - Québec Programs
 - Contracts, Agreements, Industrial Matching
 - Intellectual Property and Commercialization

- ✓ Research Compliance
 - Animal Compliance
 - Human Ethics
 - Research Integrity

Strategic Partnerships

- ✓ With Public and Private Partners
- ✓ At Home and Abroad

OVP-RIR Achievements in 2008-09 (1)



Performance

- Contributed to securing the largest grant in Canadian history at MUHC-RI from the CFI-RHF Program
- Increased total revenues by 43M
- 75% of our CFI proposals sent by Québec to Ottawa for CFI Round 6
- 40% of our CERC proposals moving to the last stage of selection process
- Success in training grants (CREATE, STIHR)
- Success in tech transfer grants (PMT, POP)
- Largest grant in Canada in the recent ISTP-China Competition
- Best ever result in FQRNT competition for regroupements
- Successful CCAC visit
- Policy updates

OVP-RIR Achievements in 2008-09 (2)



Impact

- Leadership role in international and national organizations (CCSIP, Canarie, ISTP, FFCR)
- Creation of the Office of Strategic Partnerships
- Working groups to analyze and improve our relationship with the private sector
- Initiating the development of sectorial strategies (aerospace, neuro, pharma)
- Advancing major projects (Institute for Food Security, World Platform for Health and Economic Convergence, Institute for Aerospace)
- Significant prizes

Sponsored Research Income (in '000s)

G5 Comparison



University	CAUBO					
	FY 2002-2003	FY 2003-2004	FY 2004-2005	FY 2005-2006	FY 2006-2007	FY 2007-2008
University of British Columbia	\$349,101	\$363,337	\$359,544	\$421,993	\$401,267	\$470,146
University of Alberta	\$272,853	\$360,009	\$396,867	\$382,810	\$461,396	\$491,742
University of Toronto	\$534,063	\$623,532	\$708,016	\$763,160	\$854,433	\$844,589
McGill University	\$342,690	\$543,497	\$423,051	\$397,136	\$375,739	\$418,554
Université de Montréal (+ HÉC + Poly)	\$394,426	\$446,247	\$429,286	\$447,158	\$415,043	\$468,729
McGill % of G5 Total	18.10%	23.26%	18.26%	16.46%	14.98%	15.54%
McGill % of G13 Total	10.60%	14.03%	10.68%	9.59%	8.76%	9.30%
McGill % of National Total	8.00%	10.76%	8.11%	7.17%	6.54%	6.87%

RESEARCH Infosource

Research Intensity



\$ per Full-time Faculty \$000

University	FY2003	FY2004	FY2005	FY2006	FY2007	Simulation FY2008
University of British Columbia	\$182.6	\$200.8	\$191.8	\$198.4	\$184.0	\$214.6
University of Alberta	\$185.0	\$241.0	\$260.4	\$252.2	\$301.0	\$307.1
University of Toronto	\$198.3	\$263.1	\$298.3	\$323.4	\$359.3	\$350.2
McGill University	\$238.1	\$381.1	\$286.6	\$259.1	\$241.3	\$263.9
Université de Montréal	\$217.9	\$244.3	\$231.9	\$237.0	\$217.2	\$248.3

CAUBO 2003-2007 G5 Comparison



University		2002 - 2003	2003 - 2004	2004 - 2005	2005 - 2006	2006 - 2007	Total
UBC	CFI	36,448	21,643	40,367	37,893	28,516	164,867
	Provincial	58,757	68,989	16,702	59,124	65,692	269,264
	Business Enterprises	58,811	57,728	27,055	41,206	42,023	226,823
University of Alberta	CFI	14,699	23,009	14,492	28,617	33,803	114,620
	Provincial	83,606	119,467	154,085	101,644	167,124	625,926
	Business Enterprises	14,564	16,792	22,093	24,944	36,208	114,601
University of Toronto	CFI	38,343	33,191	49,160	47,097	52,493	220,284
	Provincial	110,162	123,184	144,753	155,344	163,621	697,064
	Business Enterprises	43,875	57,324	65,884	61,398	67,082	295,563
McGill University	CFI	38,503	57,003	28,969	19,217	13,069	156,761
	Provincial	49,587	106,102	100,532	55,137	37,412	348,770
	Business Enterprises	23,731	29,809	23,894	25,286	22,626	125,346
Université de Montréal (+ HÉC + Poly)	CFI	50,606	57,553	36,602	32,398	26,229	203,388
	Provincial	104,565	118,129	104,496	93,589	82,746	503,525
	Business Enterprises	51,831	62,884	56,365	60,015	57,158	288,253

CIHR Funding Evolution - G5 Comparison

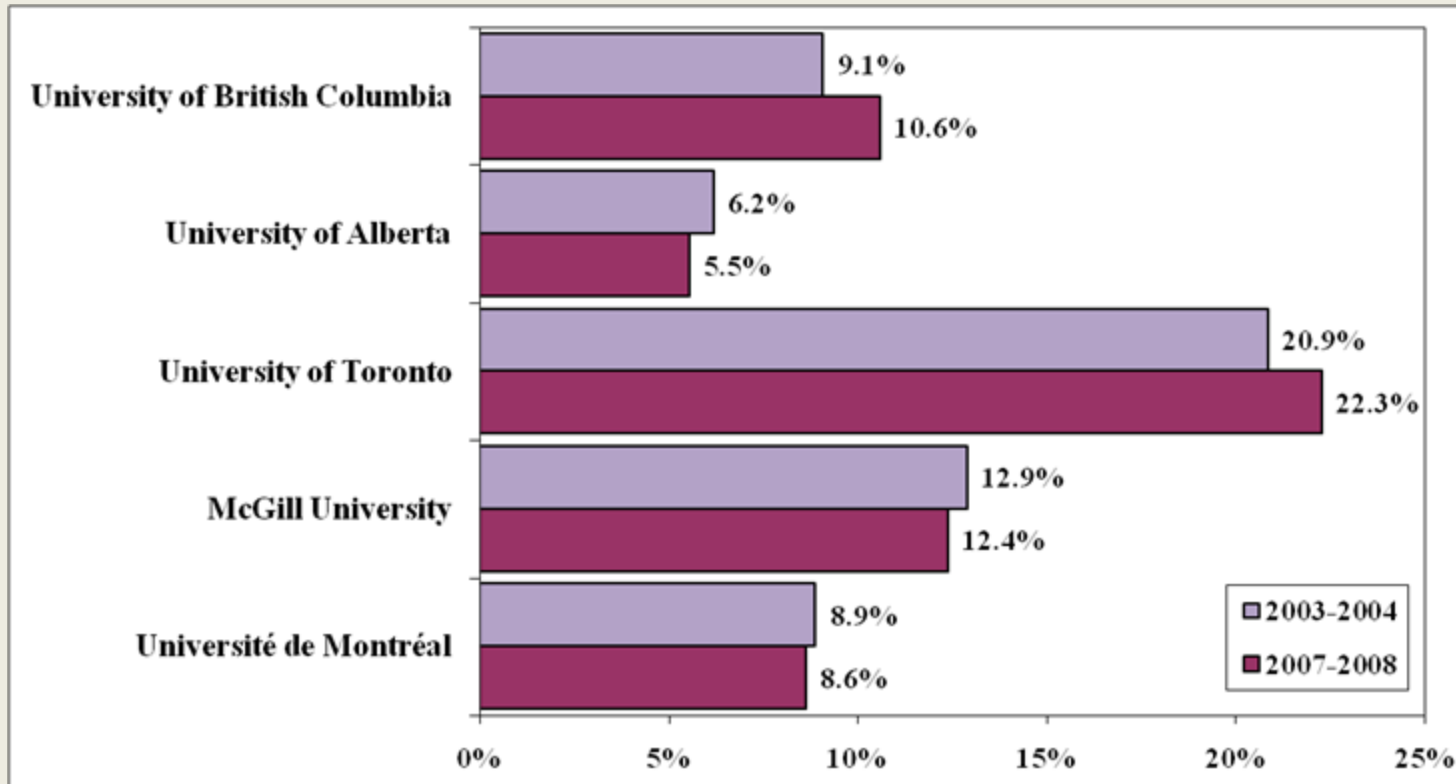


Total CIHR Funding (grants, career awards and scholarships; excluding CRCs and NCEs)	Amount (thousands)				
	2003-2004	2004-2005	2005-2006	2006-2007	2007-2008
UBC	52,237 \$	63,935 \$	68,912 \$	69,902 \$	78,221 \$
University of Alberta	35,623 \$	37,466 \$	37,441 \$	38,307 \$	40,961 \$
University of Toronto	120,033 \$	127,522 \$	137,603 \$	155,326 \$	164,641 \$
McGill University	74,180 \$	75,655 \$	79,532 \$	81,877 \$	91,482 \$
Université de Montréal	51,073 \$	51,770 \$	55,397 \$	61,883 \$	63,732 \$
McGill % of G5Total	22.27%	21.23%	20.99%	20.10%	20.84%
McGill % of G13 Total	15.06%	14.36%	14.18%	13.91%	14.43%
McGill % of National Total	12.89%	12.22%	12.09%	11.87%	12.38%

CIHR Funding Evolution - G5 Comparison



Percentage of total CIHR funding obtained in 2003/04 and 2007/08
(grants, career awards and scholarships)



NSERC

Funding Evolution - G5 Comparison

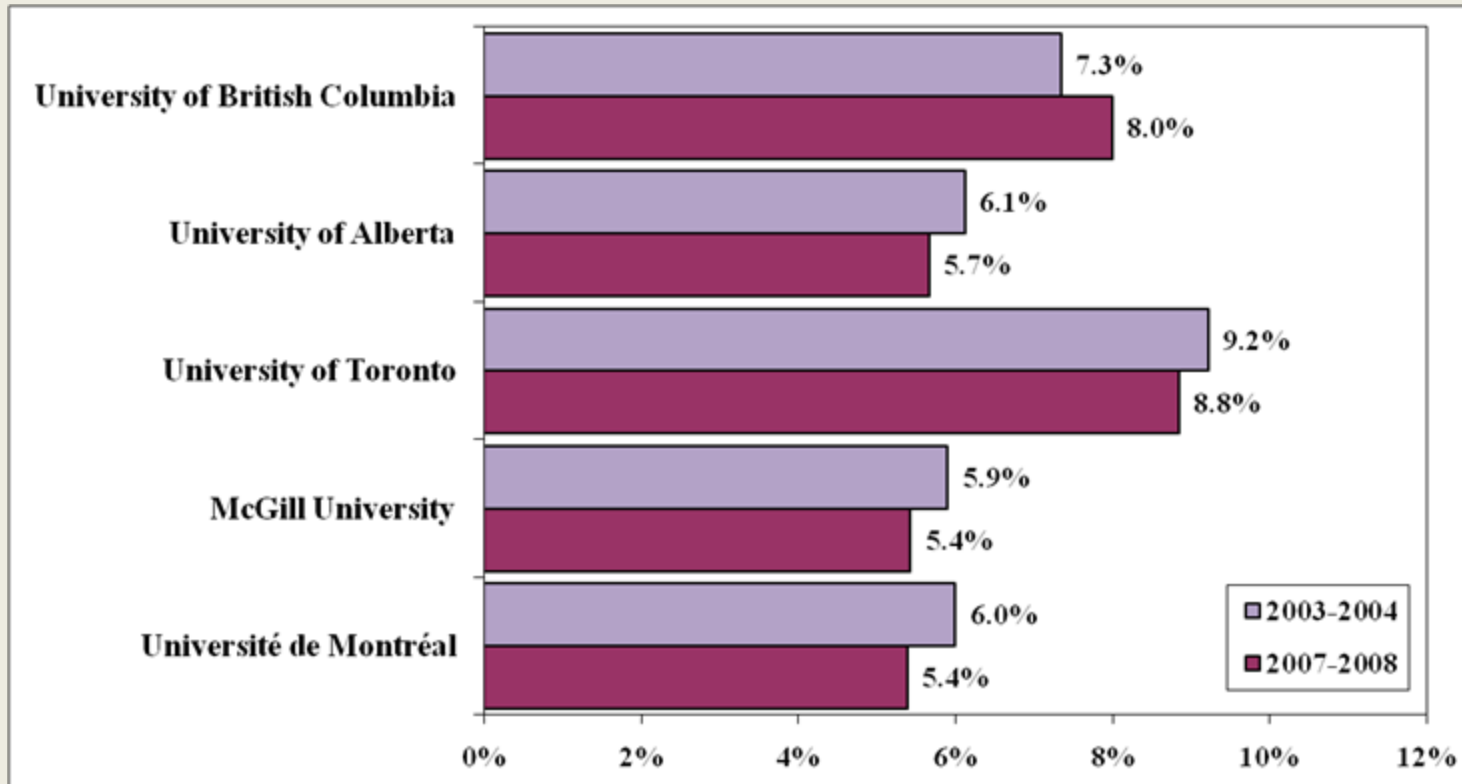


Total NSERC Funding (grants, career awards and scholarships; excluding CRCs and NCEs)	Amount (thousands)				
	2003-2004	2004-2005	2005-2006	2006-2007	2007-2008
UBC	43,414 \$	46,525 \$	51,449 \$	51,140 \$	60,444 \$
University of Alberta	36,201 \$	38,809 \$	39,225 \$	39,313 \$	42,774 \$
University of Toronto	54,421 \$	59,021 \$	61,441 \$	63,940 \$	66,778 \$
McGill University	34,864 \$	37,430 \$	40,137 \$	40,116 \$	41,044 \$
Université de Montréal	35,484 \$	37,468 \$	38,189 \$	38,010 \$	40,690 \$
McGill % of G5 Total	17.06%	17.07%	17.42%	17.25%	16.30%
McGill % of G13 Total	9.26%	9.33%	9.42%	9.19%	8.81%
McGill % of National Total	5.90%	5.84%	5.90%	5.70%	5.43%

NSERC Funding Evolution - G5 Comparison



Percentage of total NSERC funding obtained in 2003/04 and 2007/08
(grants, career awards and scholarships)



SSHRC

Funding Evolution - G5 Comparison

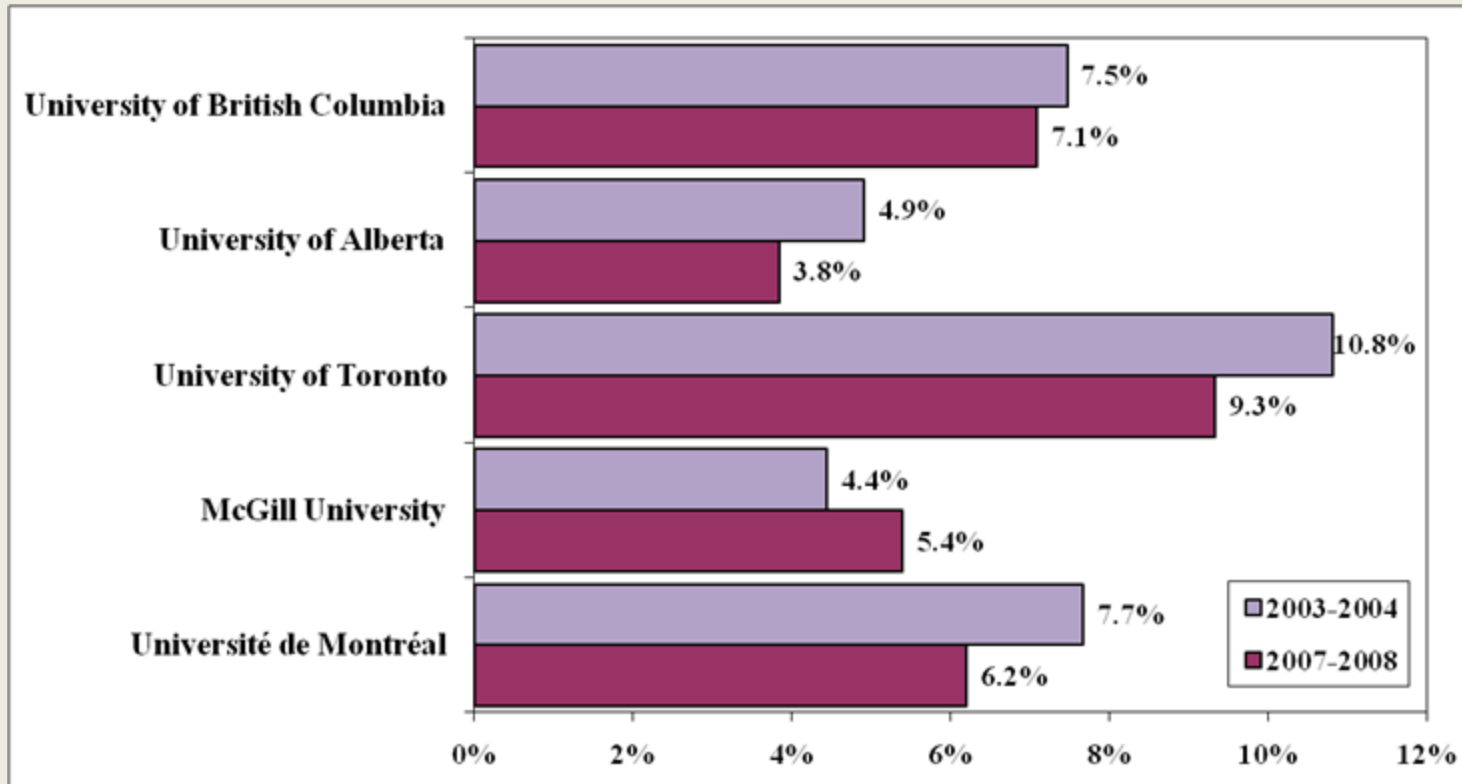


Total SSHRC Funding (grants, career awards and scholarships; excluding CRCs and NCEs)	Amount (thousands)				
	2003-2004	2004-2005	2005-2006	2006-2007	2007-2008
UBC	12,579 \$	14,313 \$	16,347 \$	16,603 \$	17,249 \$
University of Alberta	8,287 \$	9,217 \$	9,418 \$	9,841 \$	9,349 \$
University of Toronto	18,247 \$	20,097 \$	24,937 \$	23,542 \$	22,706 \$
McGill University	7,469 \$	10,550 \$	12,061 \$	13,561 \$	13,135 \$
Université de Montréal	12,929 \$	14,176 \$	15,998 \$	16,124 \$	15,116 \$
McGill % of G5 Total	12.55%	15.43%	15.31%	17.02%	16.94%
McGill % of G13 Total	7.95%	9.58%	9.51%	10.32%	9.99%
McGill % of National Total	4.43%	5.27%	5.24%	5.66%	5.39%

SSHRC Funding Evolution - G5 Comparison



Percentage of total SSHRC funding obtained in 2003/04 and 2007/08
(grants, career awards and scholarships)



Tri-Council Funding Impact - CRC



Institution	CIHR				NSERC				SSHRC				Net
	2000	2007	2009	2009 - 2007	2000	2007	2009	2009 - 2007	2000	2007	2009	2009 - 2007	2009 - 2007
UBC	53	62	69	7	78	69	69	0	32	30	30	0	7
University of Alberta	49	43	40	-3	58	55	53	-2	19	19	17	-2	-7
University of Toronto	141	138	137	-1	85	77	76	-1	45	41	36	-5	-7
McGill University	99	84	81	-3	52	53	50	-3	20	20	22	2	-4
Université de Montréal	61	59	57	-2	31	29	27	-2	26	22	21	-1	-5

Report on Research

CFI Awards 1998-2009

All Programs



University (including affiliated hospitals & schools)	Total CFI Dollars	Approx. Total Award
University of Toronto	\$657,405,497	\$1,643,513,743
McGill University	\$305,363,253	\$763,408,133
University of British Columbia	\$283,769,894	\$709,424,735
Université de Montréal	\$267,922,290	\$669,805,725
University of Alberta	\$184,578,303	\$461,445,758
McGill % of G5 Total	17.97%	
McGill % of G13 Total	11.16%	
McGill % of National Total	8.13%	

Recognizing Success - Prizes and Awards (1)

Gairdner International Award

- **Nahum Sonenberg**

Kyoto Prize

- **Charles Taylor**

Killam Fellowship

- **Stephen A. Smith**
- **Henri Darmon**

NSERC Synergy Award

- **James Finch**

CBIE (Canadian Bureau for International Education)

- **Claudia Mitchell** – Innovation in International Education
- **International Courts and Tribunals Program (Law)** – Outstanding Program Award

Canadian Medical Hall of Fame

- **Ronald Melzack**

ACFAS Awards

- **Robin Yates** – Prix André-Laurendeau
- **Michael Kramer** – Prix Léo-Pariseau



Nahum Sonenberg
Gairdner Award Winner

Recognizing Success - Prizes and Awards (2)

Ordre National du Québec

- **Nicholas Mateesco Matte**
- **Pavel Hamet**
- **Sheila Goldbloom**

Prix du Québec

- **Paul-André Crépeau** - Prix Georges-Émile-Lapalme
- **Jean-Marie Dufour** - Prix Léon-Gérin
- **Philippe Gros** - Prix Wilder-Penfield

Royal Society of Canada Medals

- **Anthony Williams-Jones** (Bancroft Award)
- **Henri Darmon** (John L. Synge Award)

Royal Society of Canada Fellowships

- **Pengfei Guan**
- **Wagdi Habashi**
- **Nicholas Kasirer**
- **Victoria Kaspi**
- **Alfonso Mucci**
- **Peter Sabor**

Steacie Fellowships

- **Andrew P. Hendry**
- **Karim Nader**



“Bravo” Celebration –
February 10, 2009
Montreal Science Centre

Upcoming Priorities



- Organize the submission of top CERC proposals - Phase II and the next round of CFI
- Strategic Research Plan stakeholders consultation
- Policy Updates:
 - Conduct of Research
 - Research Centers
 - Indirect Costs of Research
 - IP
- Federal councils
- Provincial matters
- Partnerships (industrial, foundations, international)
- Private sector, technology transfer
- Leadership issues



**Office of the Vice-Principal
(Research and International Relations)
McGill University**
845 Sherbrooke Street West, Room 419
Montreal, Quebec H3A 2T5
Tel: (514) 398-3991
Fax: (514) 398-8257

Acknowledgements:

Ekaterina Loban - OVP-RIR

Dr. René Lacroix - PIA

Terry Monteiro - on loan from Administration and Finance to RIR