



Memorandum

Office of the Vice-Principal (Research & International Relations)
James Administration Building, Room 419
845 Sherbrooke Street West, Montréal, Québec H3A 1B9
Tel: 514-398-3991 | Fax: 514-398-8257

TO: Senate

FROM: Rima Rozen, Interim Vice-Principal (Research & International Relations)

SUBJECT: Report on Research Performance

DATE: September 15, 2010

DOCUMENT #: D10-01

ACTION REQUIRED: INFORMATION APPROVAL/DECISION

ISSUE: Summary of research performance for the fiscal year ending May 31, 2009.

BACKGROUND & RATIONALE: This is the annual report from the Office of Vice-Principal (Research and International Relations) which provides an overview of McGill's sponsored research revenues from federal, provincial and industrial sources. The report also notes successes related to McGill's research activities.

MOTION OR RESOLUTION FOR APPROVAL: N/A

PRIOR CONSULTATION: Office of Sponsored Research
Planning and Institutional Analysis
Research and Restricted Funds, Financial Services
Principal, Provost and Vice-Principals

NEXT STEPS: This report will be presented to the Board of Governors on September 28, 2010.

APPENDICES: Appendix A: Report on Research Performance



Report on Research Performance

Senate

September 2010

Prof. Rima Rozen

Interim Vice-Principal (Research and International Relations)

Origins of Funding Dollars

Federal Programs:

- ✓ Canadian Institutes of Health Research (CIHR)
- ✓ Natural Sciences and Engineering Research Council of Canada (NSERC)
- ✓ Social Sciences and Humanities Research Council of Canada (SSHRC)
- ✓ Canada Foundation for Innovation (CFI)
- ✓ Indirect Costs of Research Program

Quebec Programs:

- ✓ Fonds de la recherche en santé Québec (FRSQ)
- ✓ Fonds québécois de la recherche sur la nature et les technologies (FQRNT)
- ✓ Fonds de la recherche sur la société et la culture (FQRSC)

International Programs

- ✓ International Development Research Centre (IDRC)
- ✓ MDEIE International Research Assistance Program (PSR-SIIRI)
- ✓ National Institutes of Health (NIH)
- ✓ European Union's Seventh Framework Program (FP7)

Corporate Partnerships

Impacts of Research Performance

These are all affected by our research performance:

- ✓ Canada Research Chairs (CRC)
- ✓ Canada Excellence Research Chairs (CERC)
- ✓ Graduate Fellowships
- ✓ Undergraduate awards
- ✓ Canada Foundation for Innovation (CFI) awards
- ✓ Indirect Costs of Research

Highlights: Specific Competitions

- ✓ NSERC Strategic Projects 2009
- ✓ NSERC/CIHR Collaborative Health Research Projects 2010
- ✓ SSHRC Major Collaborative Research Initiatives (MCRIs) and Community-University Research Alliances (CURAs)
- ✓ SSHRC/National Science Foundation (US)/Joint Information Systems Committee (UK)/National Endowment for the Humanities (US) joint program “Digging into Data”

Highlights: Major International Awards

- ✓ India: \$300,000 CIDA award, Postharvest Enterprises for Rural Development in India
- ✓ China: McGill researchers received 3 out of 5 MDEIE Quebec-China awards (\$150,000 each) in life sciences and ICT
- ✓ European Union: EU FP7 grant (EUR 570,000 = approx. \$760,000) to McGill in the field of parasitology
- ✓ United States: McGill received funding for 5 CCSIPs (total value \$246,356), out of 14 awarded nationwide

Highlights: Specific Training Grants

✓ NSERC CREATE

➤ McGill leads 10% of the grants awarded to date
(4 out of 40)

✓ CIHR STIHR

(Strategic Training Initiative in Health Research)

➤ McGill leads 15% of all grants awarded (8 out of 52)

Prizes & Awards

- ✓ 3 Killam Prizes
- ✓ 2 Steacie Fellowships
- ✓ Balzan Prize (\$1 million)
- ✓ CIHR Michael Smith Award
- ✓ 3 Royal Society of Canada Fellowships
- ✓ Prix du Québec – Marie Victorin Award
- ✓ 1 Order of Canada & 3 Ordres national du Québec



Sponsored Research Income

G5 Comparison

University	FY 2005-2006	FY 2006-2007	FY 2007-2008	FY 2008-2009	% change 05/06-08/09
University of Toronto	\$763,160	\$854,433	\$844,589	\$857,907	12.4%
University of British Columbia	\$421,993	\$401,267	\$470,146	\$524,569	24.3%
University of Alberta	\$382,810	\$461,396	\$491,742	\$507,613	32.6%
Université de Montréal (+ HÉC + Poly)	\$447,158	\$415,043	\$468,729	\$486,179	8.7%
McGill University	\$397,136	\$375,739	\$418,554	\$432,118	8.8%
McGill % of G13 Total	9.6%	8.8%	9.3%	9.2%	-0.4%
McGill % of National Total	9.2%	8.3%	8.8%	8.8%	-0.4%

Amounts in \$'000s

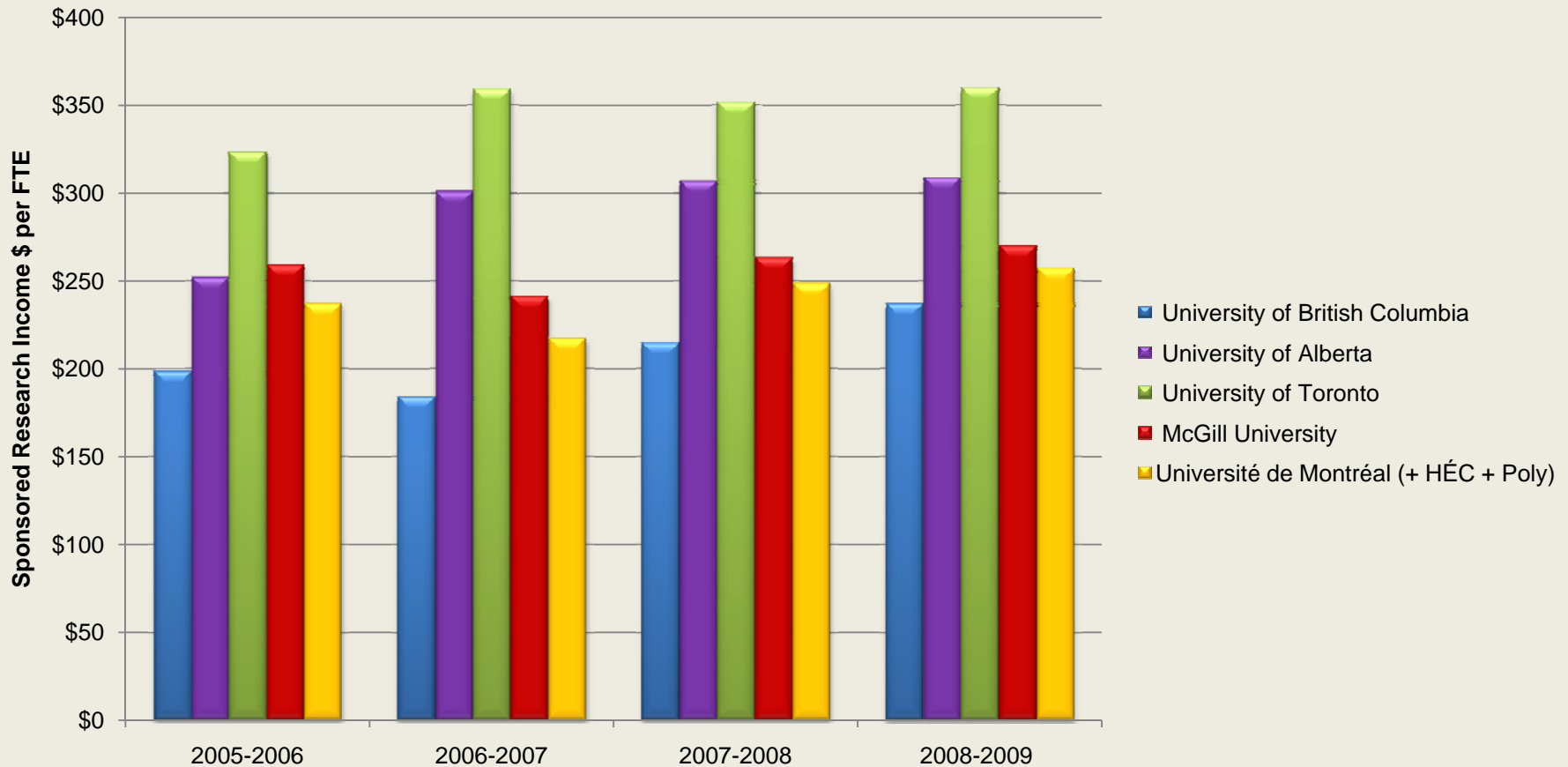
Full-Time Faculty

University	2004-2005	2005-2006	2006-2007	2007-2008	2008-2009
University of Toronto	2,376	2,361	2,379	2,400	2,385
University of British Columbia	1,875	2,127	2,181	2,190	2,214
University of Alberta	1,524	1,518	1,533	1,602	1,643
Université de Montréal	1,851	1,887	1,911	1,887	1,890
McGill University	1,476	1,533	1,557	1,590	1,606
McGill % of G13 Total	8.2%	8.4%	8.3%	8.3%	8.5%

Sponsored Research Income

G5 Comparison

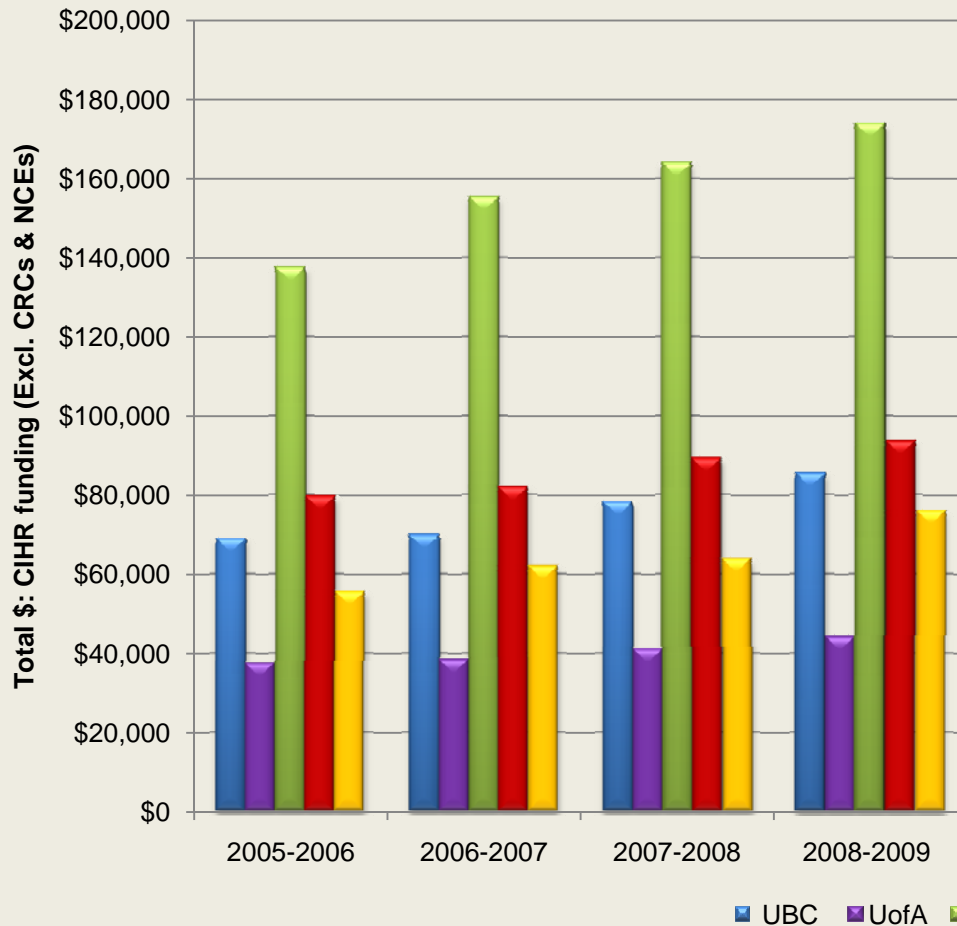
Sponsored Research Income per FTE



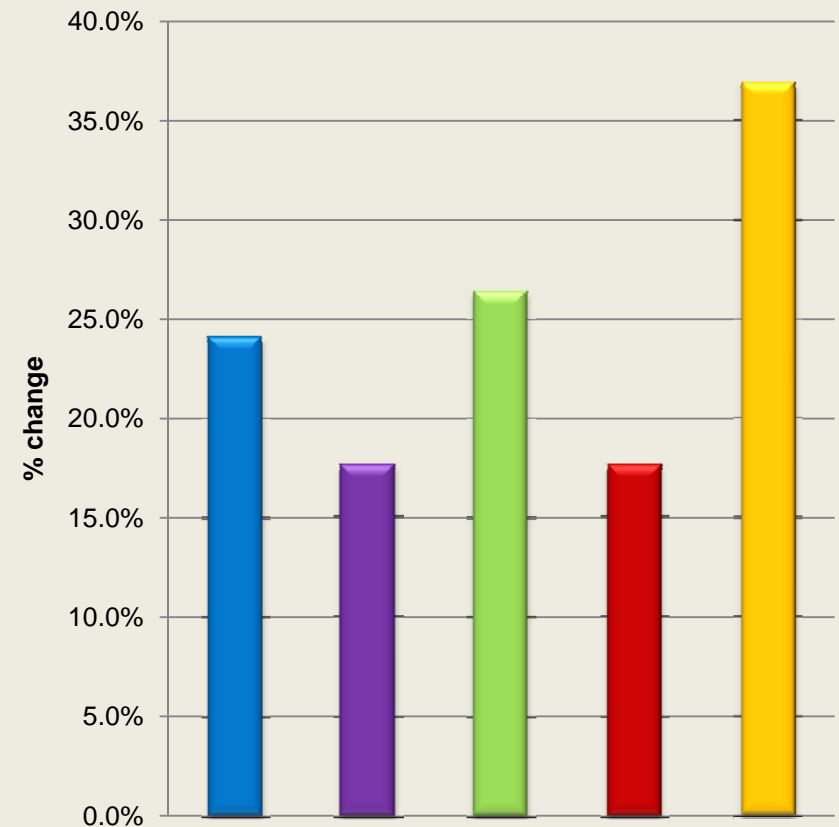
Amounts in \$'000s

CIHR Funding Evolution

CIHR Funding Evolution G5 comparison



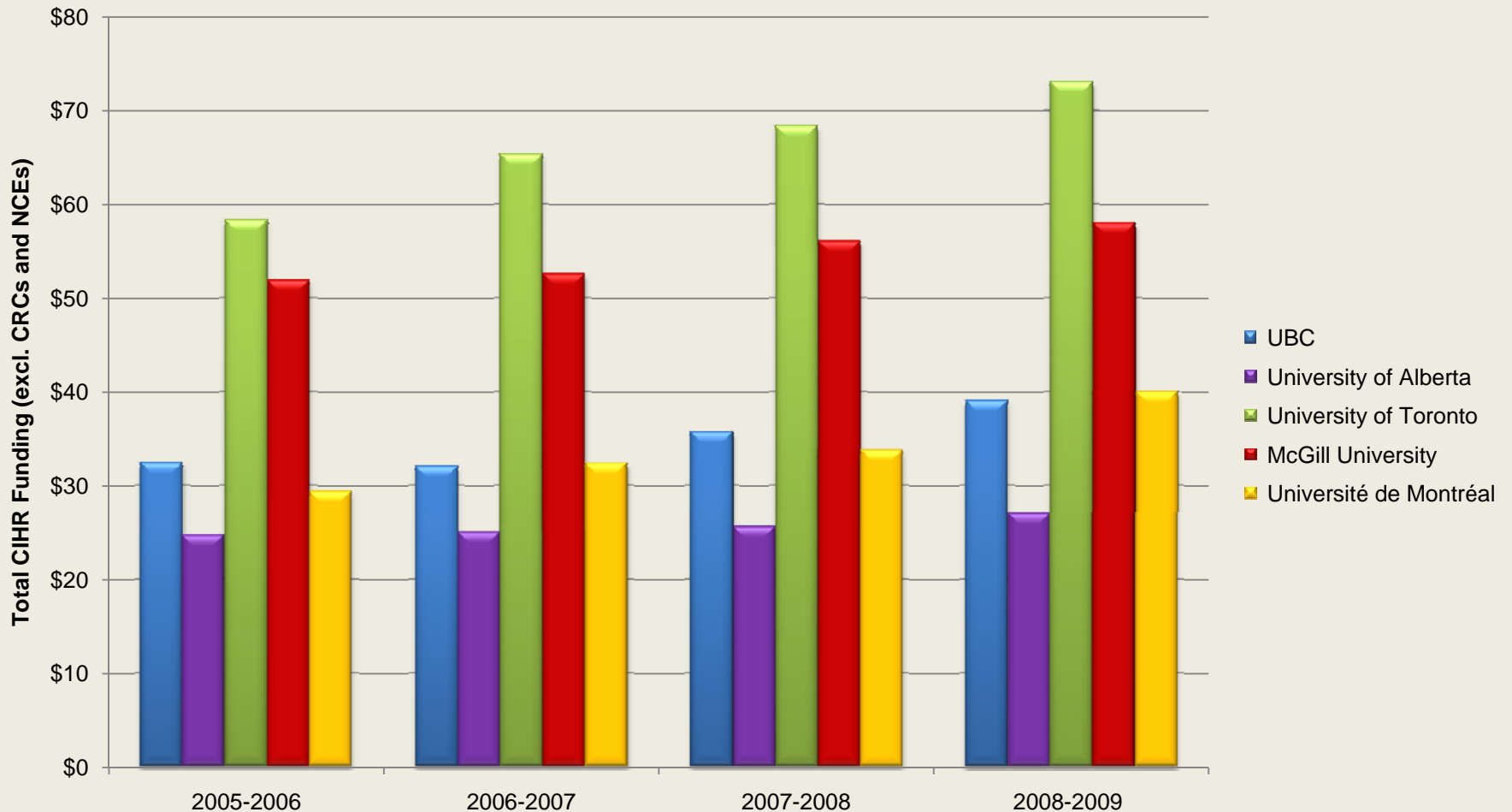
% change from 05/06 to 08/09



Amounts in \$'000s

CIHR Funding Evolution

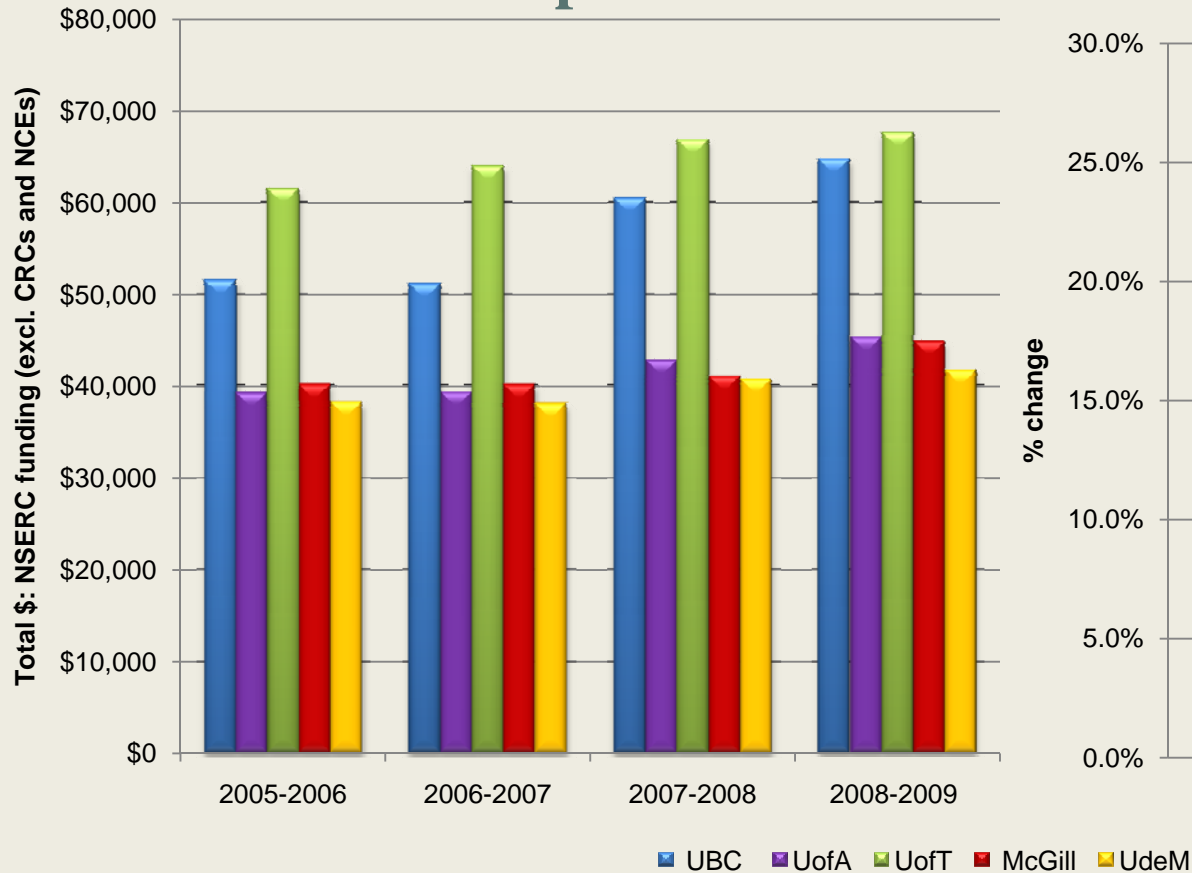
G5 Comparison - CIHR \$ per FTE



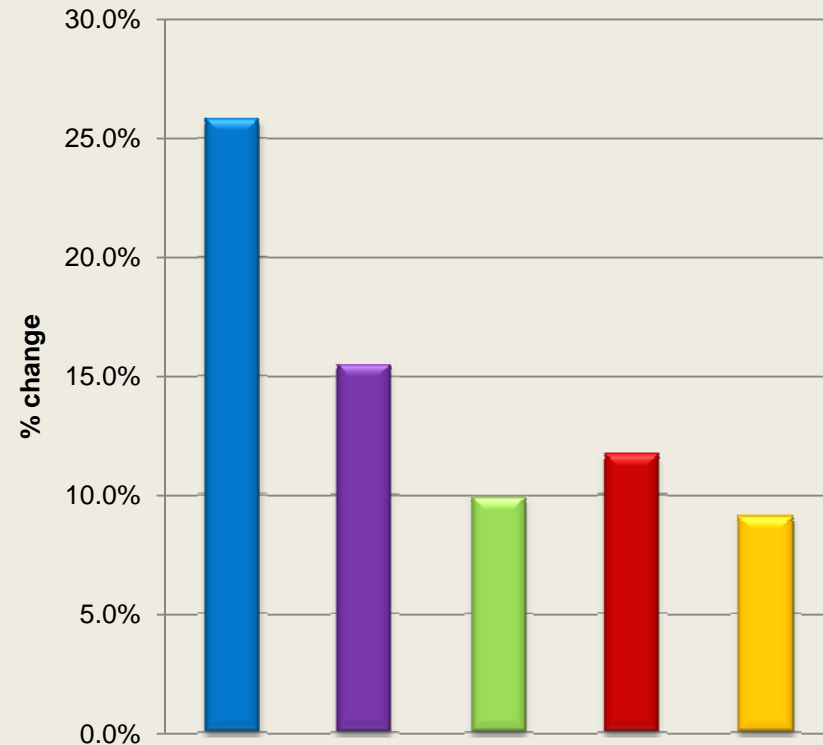
Amounts in \$'000s

N SERC Funding Evolution

N SERC Funding Evolution G5 comparison

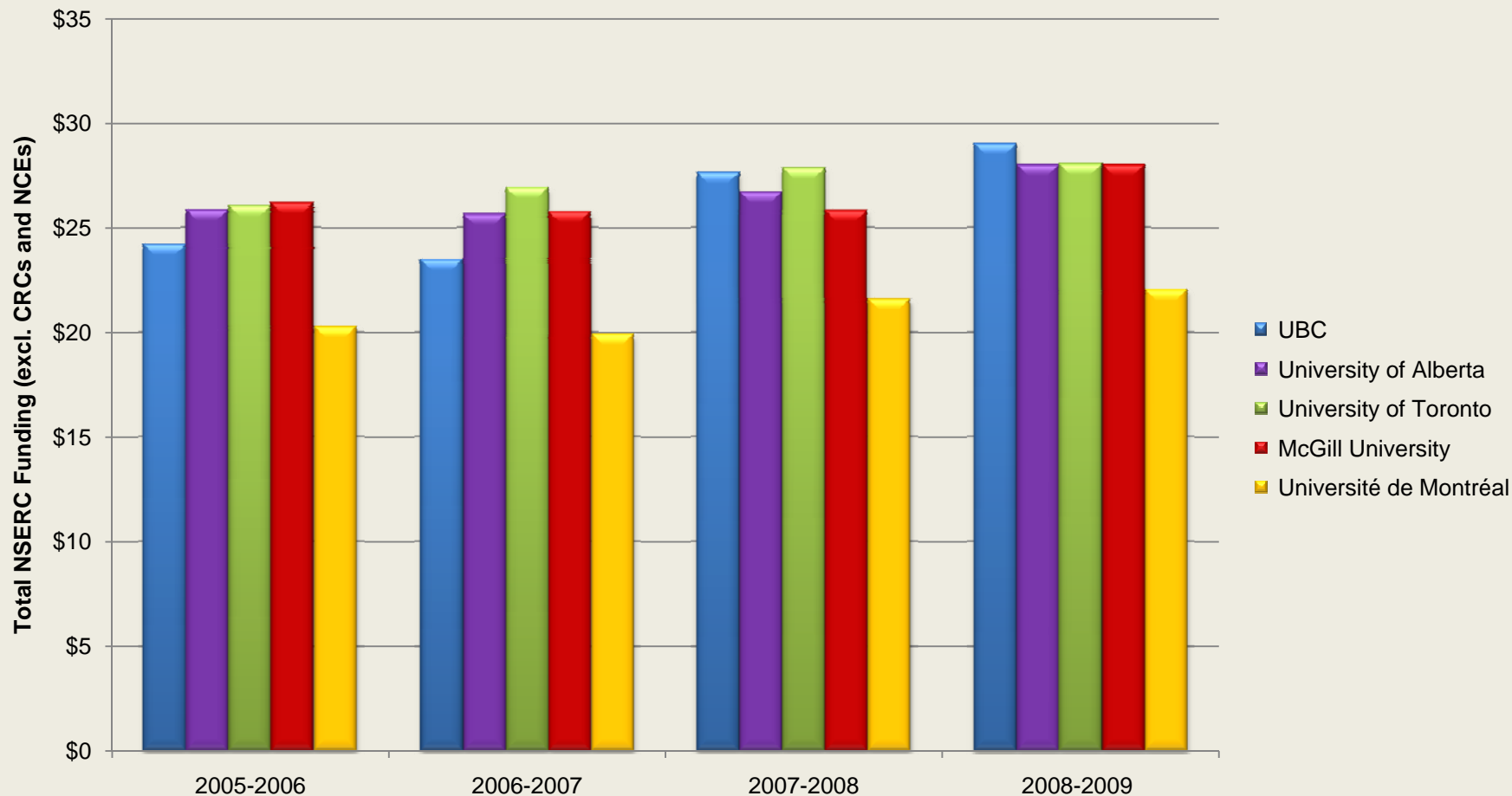


% change from 05/06 to 08/09



NSERC Funding Evolution

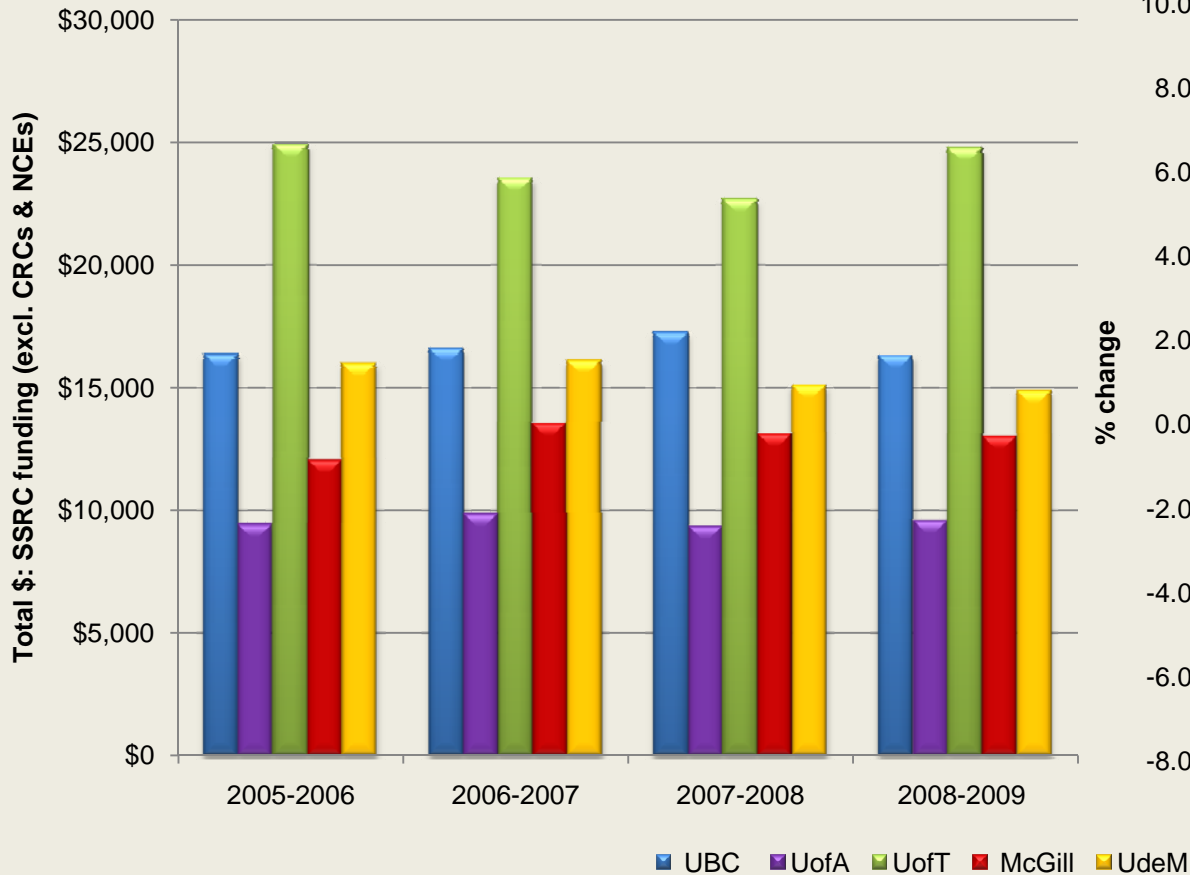
G5 Comparison - NSERC \$ per FTE



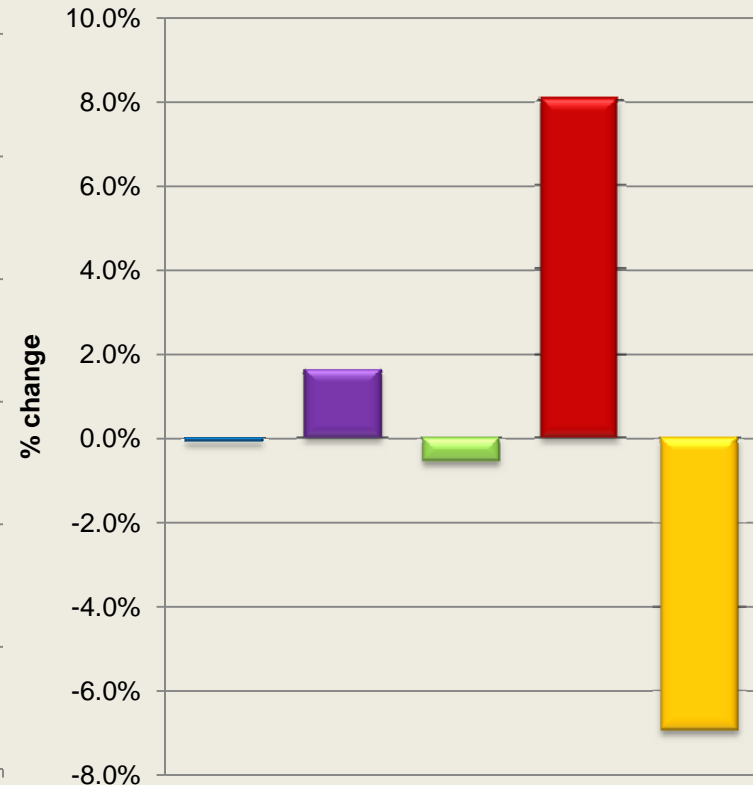
Amounts in \$'000s

SSHRC Funding Evolution

SSHRC Funding Evolution G5 Comparison

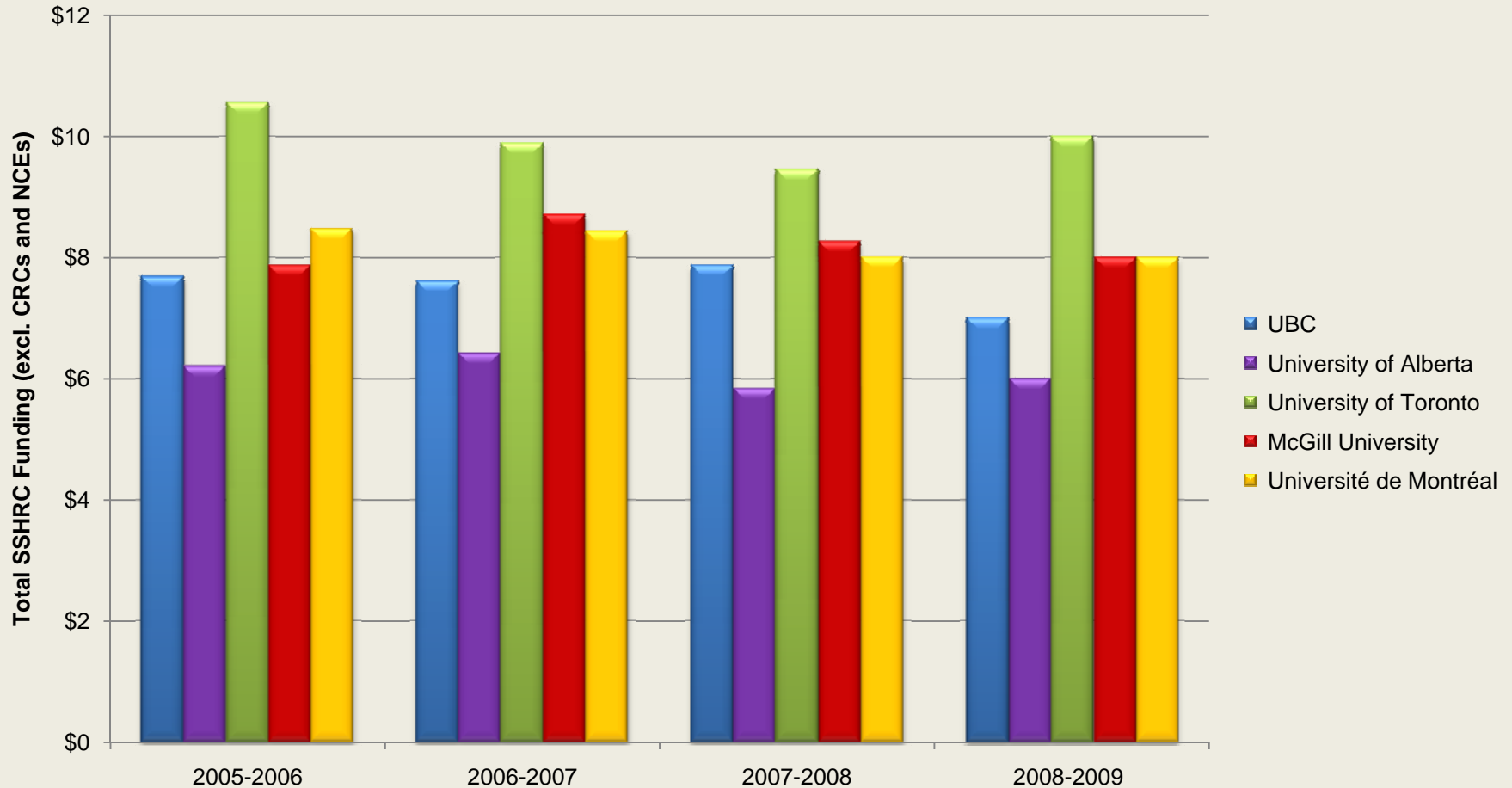


% change from 05/06 to 08/09



SSHRC Funding Evolution

G5 Comparison - SSHRC \$ per FTE



Amounts in \$'000s

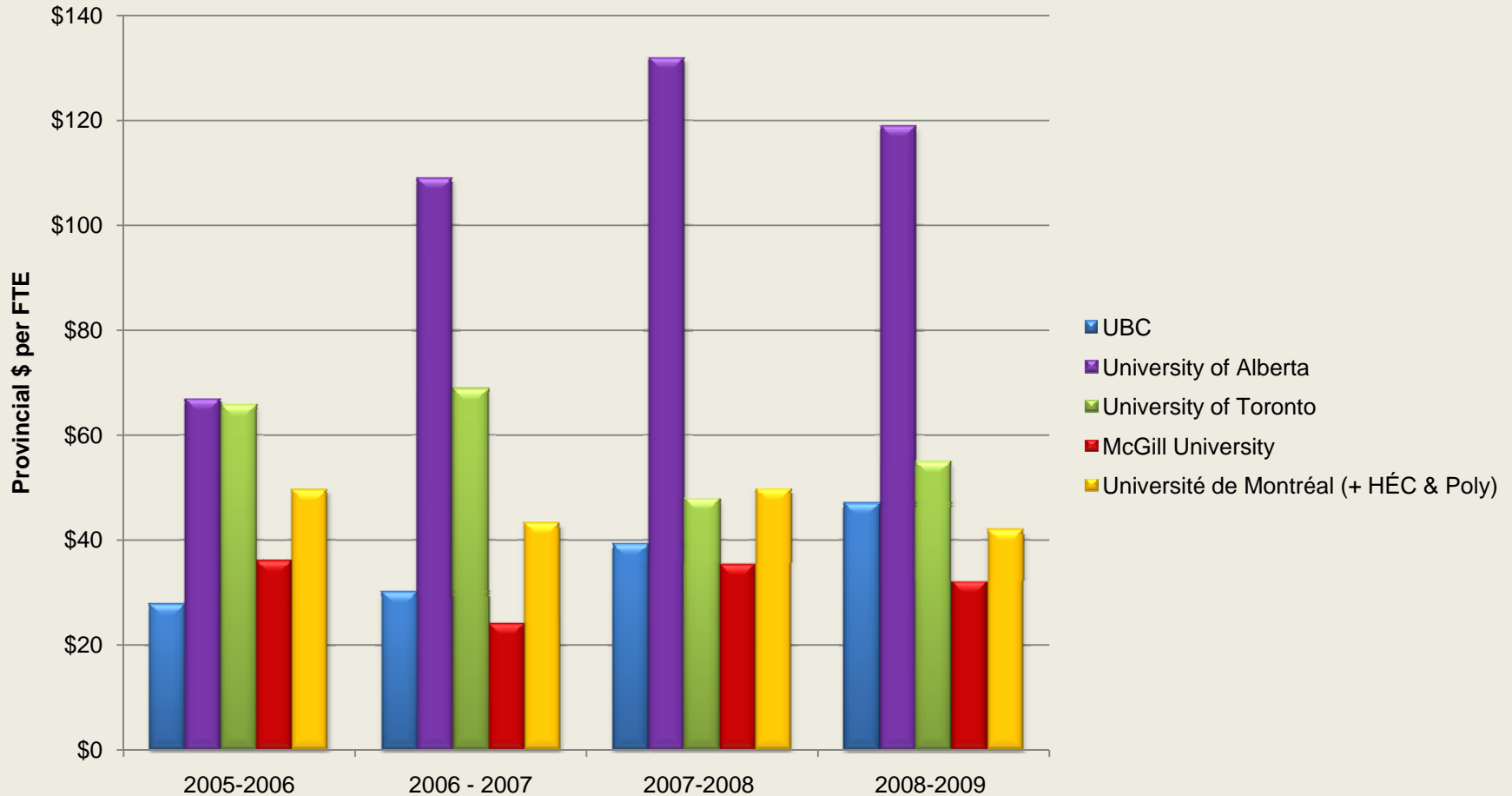
CFI Awards 1998-2009

All Programs

University (including affiliated hospitals & schools)	Total CFI Dollars (since inception)	2005/2006	2006/2007	2007/2008	2008/2009
University of Toronto	\$665,499,733	\$9,811,241	\$56,248,785	\$13,463,600	\$263,402,938
McGill University	\$306,085,115	\$6,521,774	\$14,243,707	\$9,498,273	\$103,290,887
University of British Columbia	\$274,713,778	\$4,145,824	\$28,475,881	\$9,703,488	\$7,699,844
Université de Montréal	\$257,797,939	\$7,997,565	\$47,412,567	\$4,558,320	\$5,587,549
University of Alberta	\$186,541,397	\$3,879,643	\$25,284,715	\$3,997,378	\$3,333,461

CAUBO 2005-2009

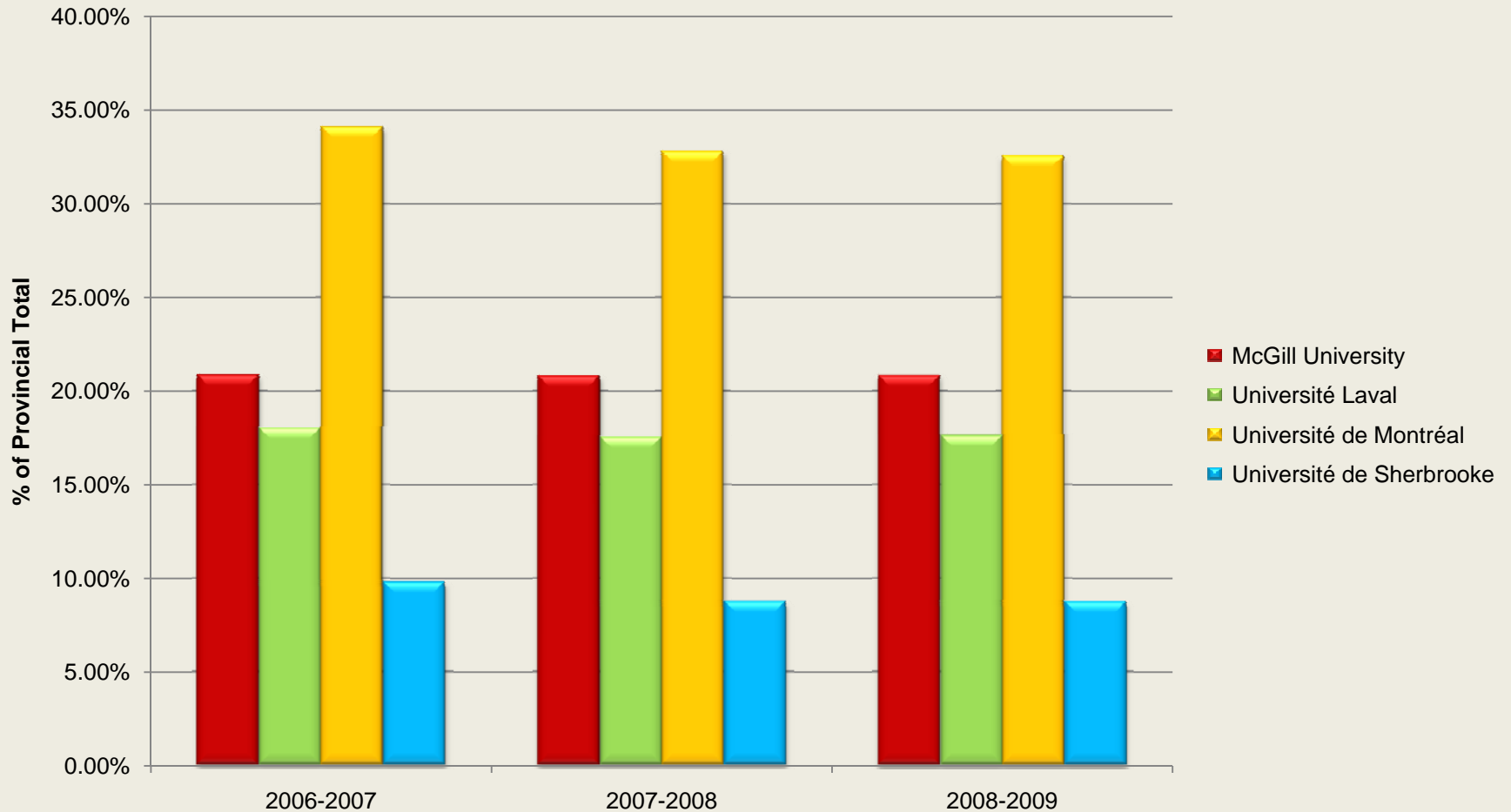
G5 Comparison - Provincial \$ per FTE



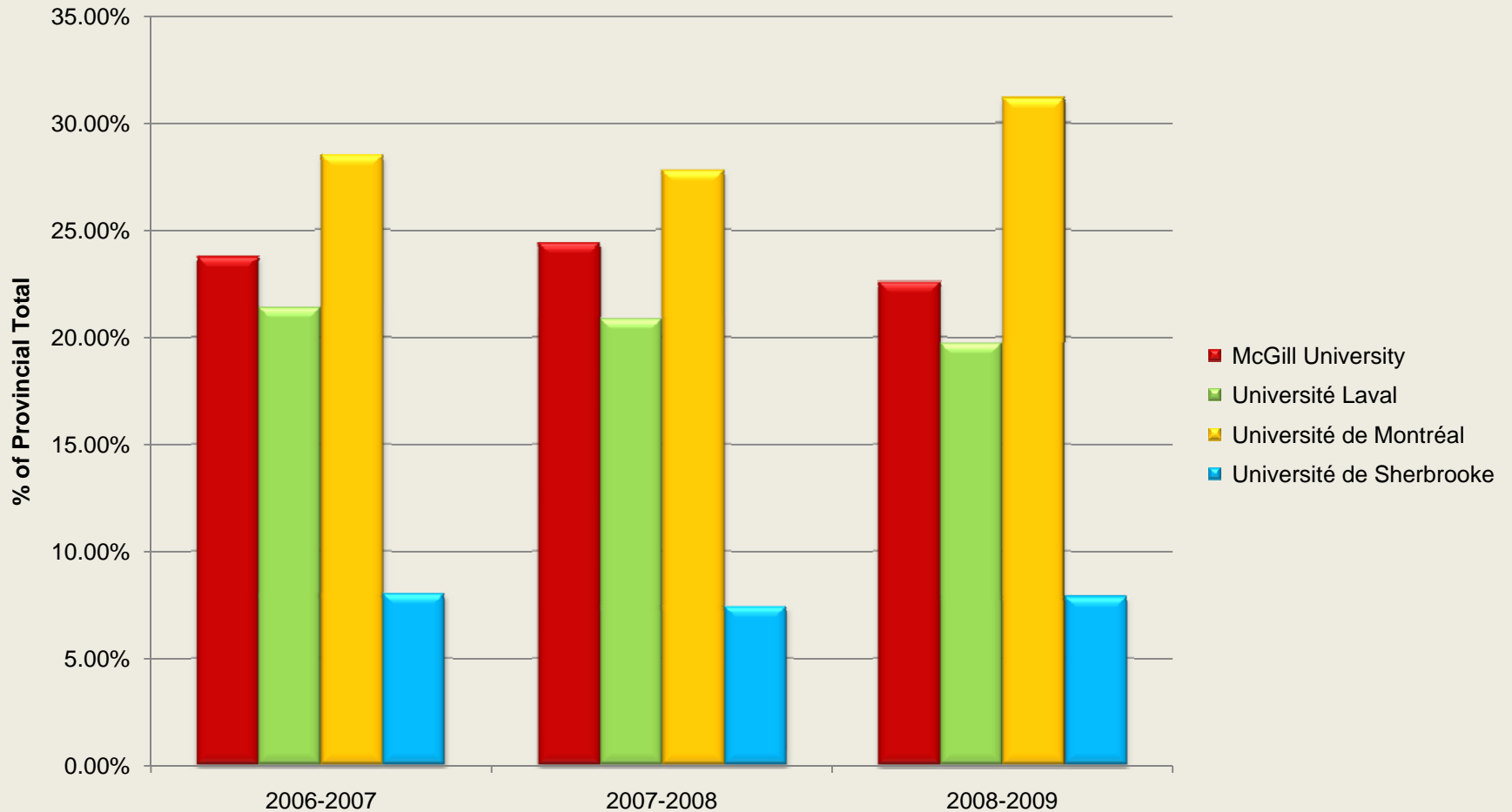
Amounts in \$'000s

Provincial funding is from university's home province

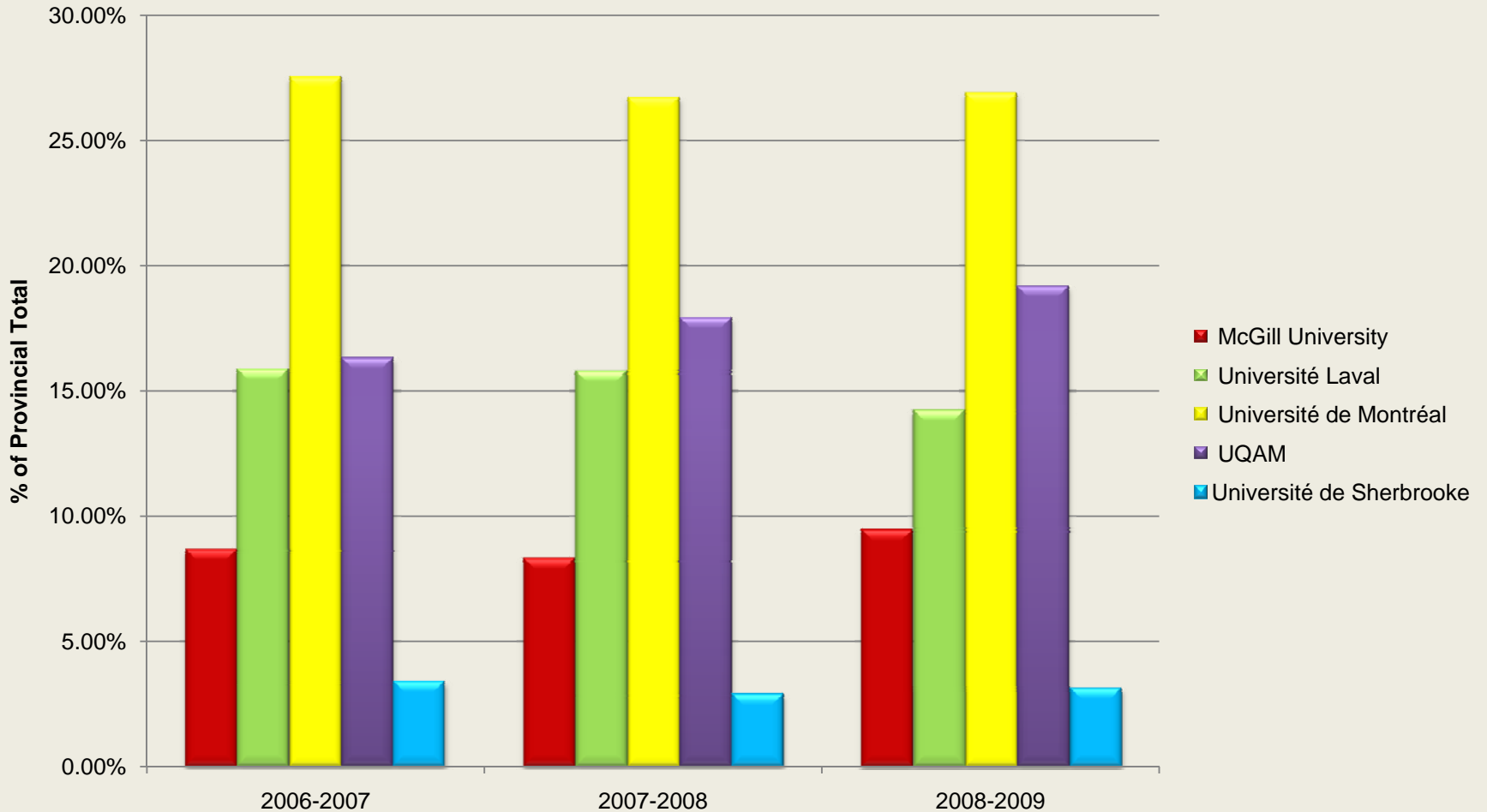
Top 4 as % of Provincial Total



Top 4 as % of Provincial Total

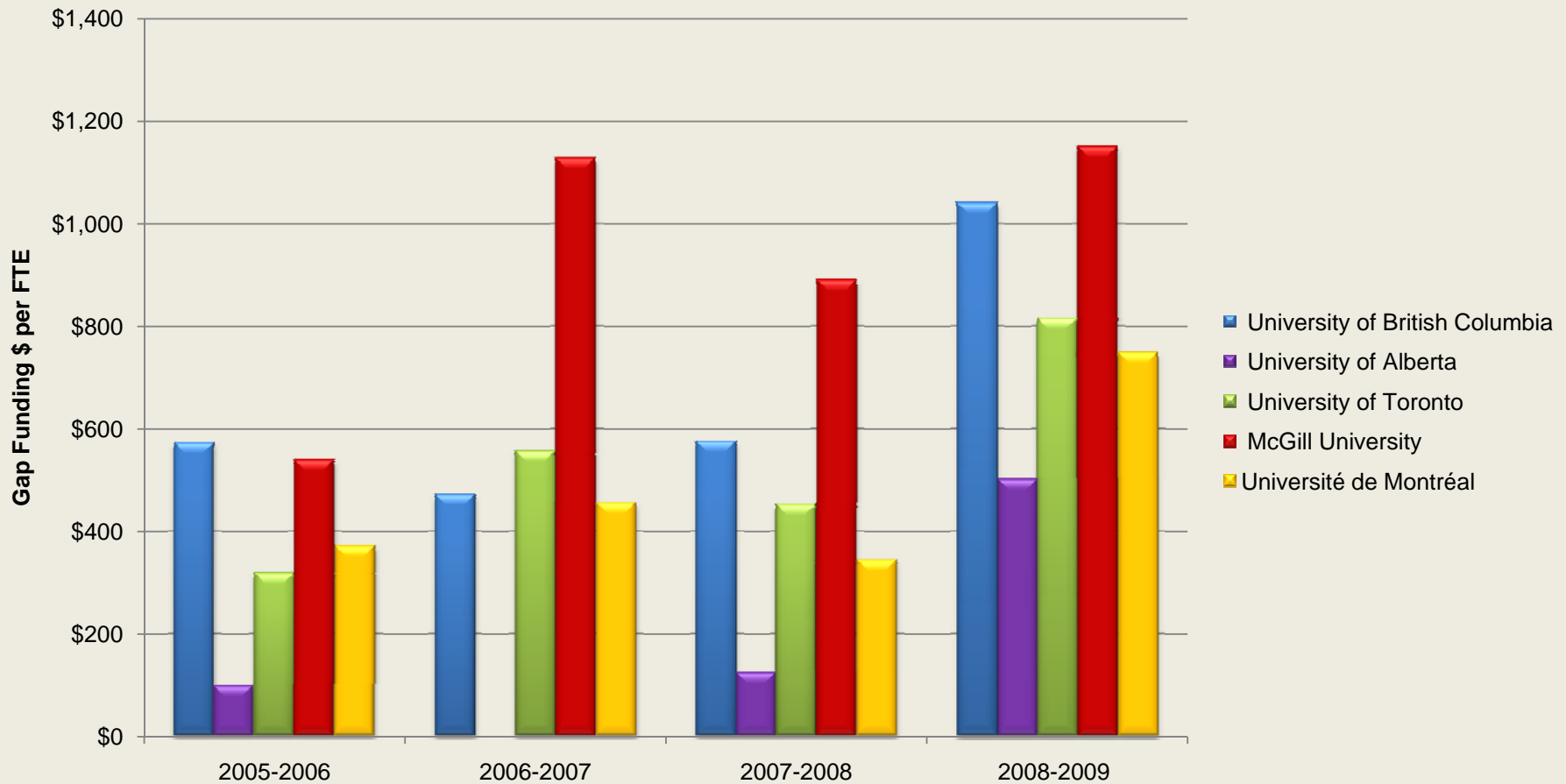


Top 5 as % of Provincial Total



Gap Funding Programs (I2Is & POPs)

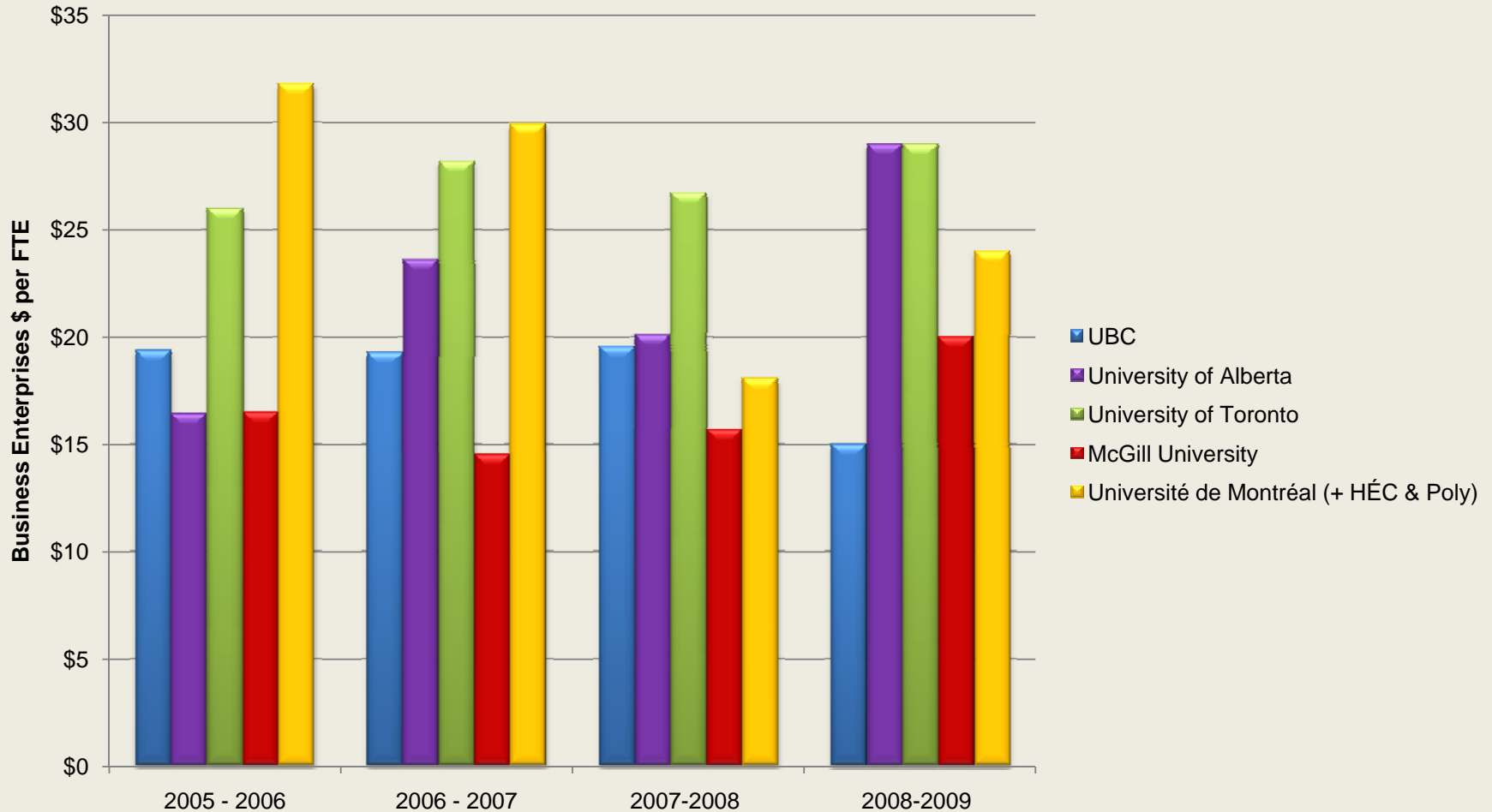
G5 Comparison - Gap Funding Programs (I2Is & POPs) \$ per FTE



*Includes awards to affiliated hospitals and institutions

CAUBO 2005-2009

G5 Comparison - Business Enterprises \$ per FTE



Amounts in \$'000s

Indirect Costs of Research Recovery

	2008-2009
Grants	1,833,239
Contracts	2,068,408
International Agreements	881,347
Service Agreements	90,946
Sub Total	4,873,940
Provincial (SIRU)	11,273,300
Federal – McGill	17,460,694
Federal - Affiliates	7,854,438
Sub Total	36,588,432
Indirect Costs Grand Total	41,462,372

Impacts of Research Performance

Consequences of our research performance:

✓ **Canada Research Chairs (CRC)**

2007: 157 chairs

2009: 153 chairs

✓ **Graduate Fellowships (Vanier)**

2010-2012: 149 total scholarships

✓ **Undergraduate Awards (NSERC USRA)**

✓ **Canada Foundation for Innovation (CFI) awards**

Round 6 (2008): \$113,150,000

Round 7: not yet announced but will be less than 2008 amount

✓ **Indirect Costs of Research**

In Summary...

Funding	Ranking by \$ amount (among G13)	Ranking by FTE (among G13)
Sponsored Research Income	5	4
CIHR	2	2
NSERC	4	4 (tied with U of A & U of T)
SSHRC	4	3 (tied with U de M)
Gap Funding	3	1
Business Enterprises	7	9 (tied with Laval)

- Performing well in certain programs (training grants, international partnerships, GAP funding, CIHR/NSERC grants)
- Lack of leadership in large networks
- Underperforming in provincial agency competitions
- Underperforming in business revenues



**Office of the Vice-Principal
(Research and International Relations)
McGill University**

Acknowledgements

Tanya Schwartz (Office of the Vice-Principal, Research and International Relations)

Janie Kwan, Terry Monteiro, Ken Wong (Office of Sponsored Research)

Planning and Institutional Analysis