

# Psychology Participant Pool





Department of Psychology McGill Psychology Human Participant Pool

**Get 1% Extra Credit!!!**

# What?? How??

Participate in a study



Read an article

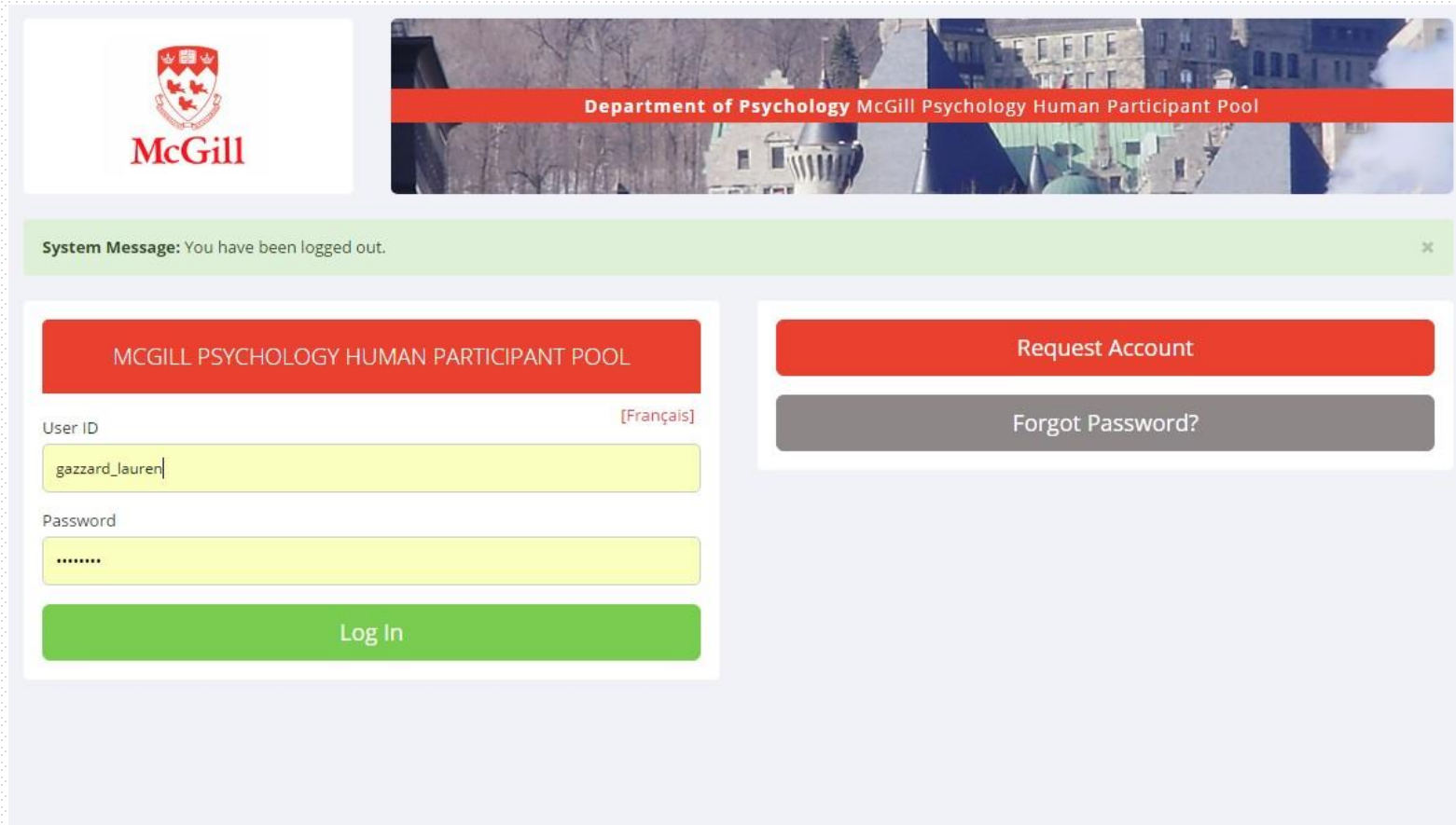
**OR**




If you choose to participate in a study...



# Step 1: Make a SONA account



  
McGill

Department of Psychology McGill Psychology Human Participant Pool

System Message: You have been logged out. ×

MCGILL PSYCHOLOGY HUMAN PARTICIPANT POOL

User ID [Français]

Password

<https://mcgill-participantpool.sona-systems.com>

# Step 2: View available studies

The screenshot displays the user interface of the McGill Psychology Human Participant Pool website. At the top left is the McGill logo. The header banner reads "Department of Psychology McGill Psychology Human Participant Pool". A navigation bar contains links for "Studies", "My Schedule/Credits", "FAQ", "My Profile", and "Logout". The user's name, "Lauren Gazzard (Participant)", is shown in the top right.

The main content area is divided into two columns. The left column contains a "Study Sign-up" section with a prominent green button labeled "VIEW AVAILABLE STUDIES" which is circled in red. Below this are sections for "My Schedule & Credits" (with options to view appointments, participation, and earned credits), "My Profile" (with options to change password, contact info, and email), and "FAQ" (with a link to find answers).

The right column features a "Credits Overview" section with a circular progress indicator showing "0" and a list of credit statuses: "0 Earned", "0 Pending", and "2 Required". Below this is an "Announcement" section with an important notice about reporting requirements, and an "Upcoming Appointments" section showing "No Upcoming Appointments".



# Step 3: Pick a study (or multiple studies) adding up to 1 credit

Currently Viewing: **All Studies**

View studies with available timeslots on :

Thursday, January 3, 2019

GO

Available?	Study Information	Eligibility
	<b>PSYC 100 Alternate Assignment A</b> (1 Credits)	
	<b>Exciting Study</b> (1 Credits)	

# Step 4: Participate!





# Step 5: Answer one question

- At the end of the study, the experimenter will ask you a question
- E.g., “What do you think the study was about?”
- Answer the question to get credit
- You do NOT need to submit any other reports!



Participate in a study by  
**Friday, April 11th, 2025 at 6PM**  
and get your credit!



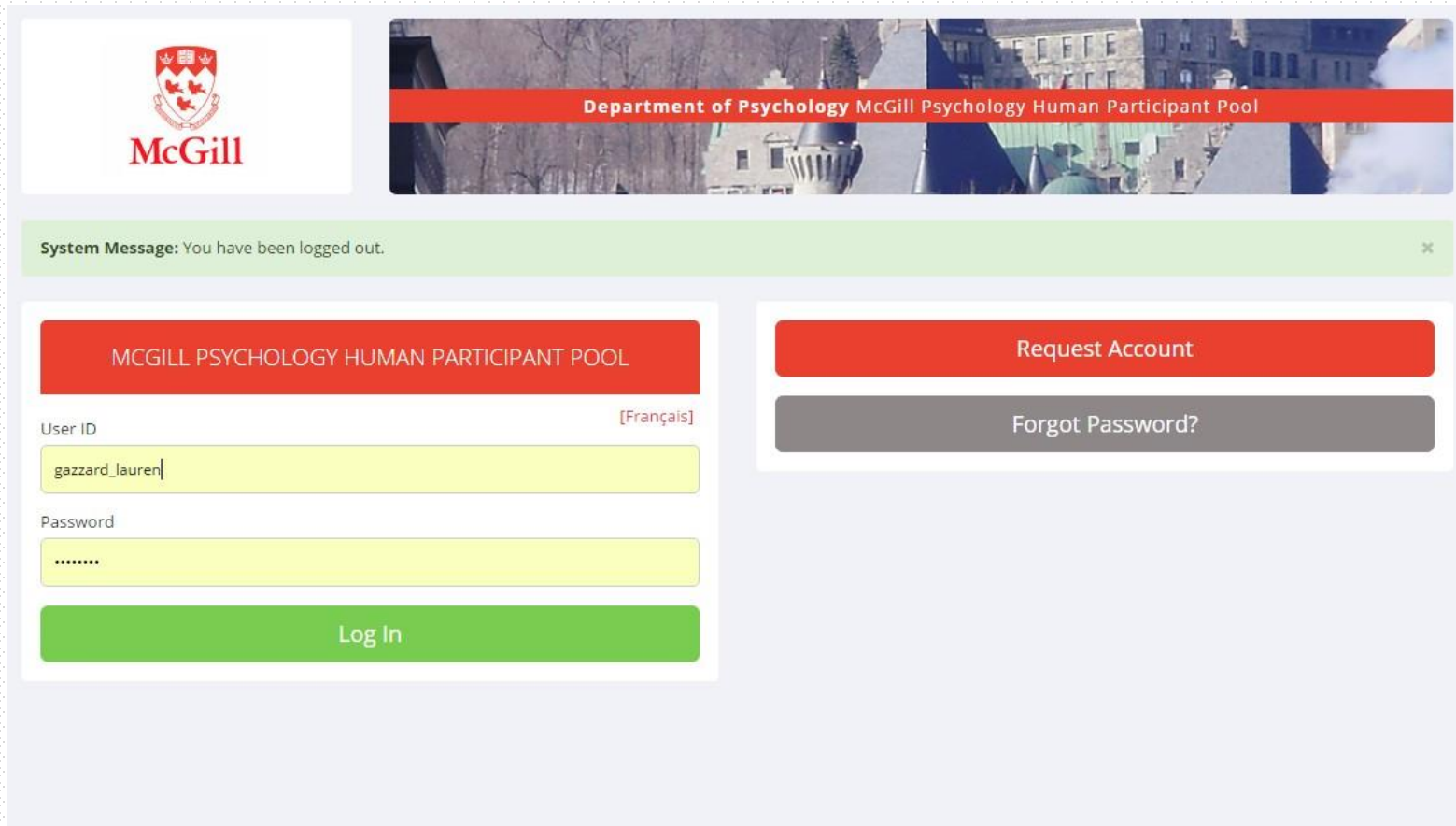
If you can't participate in studies...(or don't want to)...




# Important: Winter 2025 update

- Alternate assignments (AA) are now IN PERSON!
- Spots are very limited – please avoid signing up for AAs unless you need to. For example:
  - You're under 18 and your birthday falls after this semester
  - You're not eligible for enough studies to earn all the credits you need
- Keep checking back if you don't see studies yet!

# Step 1: Make a SONA account



 **McGill**

**Department of Psychology** McGill Psychology Human Participant Pool

**System Message:** You have been logged out. ×

**MCGILL PSYCHOLOGY HUMAN PARTICIPANT POOL**

User ID [Français]

Password

**Log In**

**Request Account**

**Forgot Password?**

<https://mcgill-participantpool.sona-systems.com>

# Step 2: View available studies

The screenshot displays the user interface of the McGill Psychology Human Participant Pool website. At the top left is the McGill University logo. The header banner features a photograph of a building and the text "Department of Psychology McGill Psychology Human Participant Pool". A red navigation bar contains links for "Studies", "My Schedule/Credits", "FAQ", "My Profile", and "Logout". The user's name, "Lauren Gazzard (Participant)", is shown in the top right. The main content area is divided into two columns. The left column contains a "Study Sign-up" section with a prominent green button labeled "VIEW AVAILABLE STUDIES" that is circled in red. Below this are sections for "My Schedule & Credits" (with options to view appointments, participation, and earned credits), "My Profile" (with options to change password, contact info, and email), and "FAQ" (with a link to find answers). The right column features a "Credits Overview" section with a circular progress indicator showing "0" and a list of credit statuses: "0 Earned", "0 Pending", and "2 Required". Below this is an "Announcement" section with an important notice about reporting requirements, and an "Upcoming Appointments" section showing "No Upcoming Appointments".

McGill

Department of Psychology McGill Psychology Human Participant Pool

Home Studies My Schedule/Credits FAQ My Profile Logout

Lauren Gazzard (Participant)

Study Sign-up

**VIEW AVAILABLE STUDIES**

My Schedule & Credits

- View or cancel my study appointments
- View studies I've participated in, and see if credit has been granted
- View other Credits I've earned

My Profile

- Change password
- Modify contact information
- Change your email address

FAQ

Find answers to common questions

Credits Overview

0

- 0 Earned
- 0 Pending
- 2 Required


Announcement

\*\*\* IMPORTANT\*\*\* Please read the FAQ for information on how to hand in reports, etc. If you intend to combine studies to receive 2 credits for ONE class (in which case you only need to submit ONE report), check the FAQ on how to get the credit for studies on which you are not submitting a report.

Upcoming Appointments

No Upcoming Appointments

# Step 3: Pick an **alternate assignment timeslot**

<b>Study Name</b>	Alternate Assignment Sessions
<b>Study Type</b>	 <b>Standard (lab) study</b> This is a standard lab study. To participate, sign up, and go to the specified location at the chosen time.
<b>Credits</b>	1 Credits
<b>Duration</b>	60 minutes
<b>Description</b>	<p>**** PLEASE NOTE: THE ALTERNATE ASSIGNMENT STRUCTURE HAS CHANGED. PLEASE READ THE TEXT BELOW IN FULL ****</p> <p>Starting Winter 2025, alternate assignments can only be completed in-person. THERE ARE NO LONGER ANY ONLINE ALTERNATE ASSIGNMENTS. This post offers all the available time slots for all the alternate assignments. You no longer need to complete an alternate assignment tied to a specific class; any of the alternate assignment sessions can be put toward 1 credit for any class.</p> <p>There are four sessions for this semester, with very limited availability. Each session is worth 1 credit. This means that even if you have more than four credits to earn, you can only earn up to four credits with alternate assignments. We encourage you to leave alternate assignment spots to students who most need them; for example, those under 18 years old, those who don't meet eligibility for enough studies to meet their credits, those with remaining credits who have participated in all available studies, etc.</p> <p>The timeslots will be posted three weeks before the actual session time, to give students that enrol later in the semester a better chance of getting a spot. The four sessions this semester will occur on:</p>

Step 4: Show up for the session and read an article provided by the TA





Attend each session this semester to  
get one credit! (up to 4)



# Double check that your credit has been assigned to the correct class by

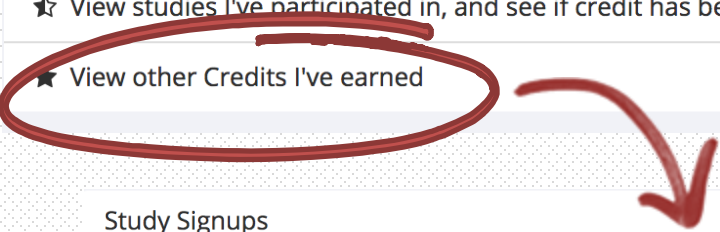
## April 16th at 6PM ...and you're done!

Study Sign-Up

[VIEW AVAILABLE STUDIES](#)

My Schedule & Credits

- [View or cancel my study appointments](#)
- [View studies I've participated in, and see if credit has been granted](#)
- [View other Credits I've earned](#)



Study Signups

NOTE: Researchers only know you by your identity code, which is **124687**, so please use that when corresponding with them.

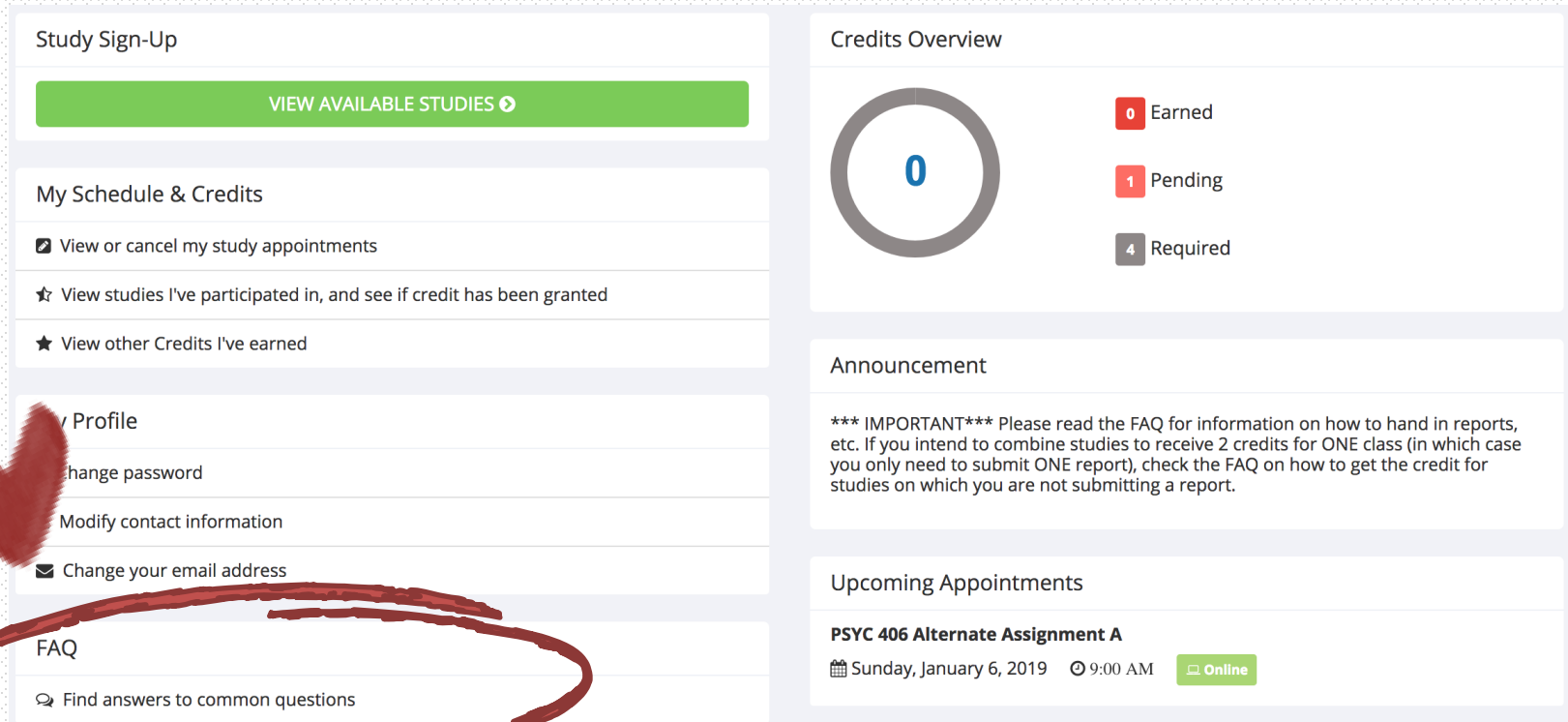
Study	Time	Location	Credit Status	Course	Comments	Cancel?
<b>PSYC 406 Alternate Assignment A</b> <b>Study Type:</b> Online Study <b>Credits:</b> 1 Credits	January 6, 2019 9:00 AM	Online	1 Credits granted on January 2, 2019.	PSYC 406: Psychological Tests		

[Reassign](#)



# But I still have questions...

- Check the FAQ – your question will likely be answered!
- Email [extracreditquestions.psychology@mcgill.ca](mailto:extracreditquestions.psychology@mcgill.ca)
- Don't email class instructor or TAs



The screenshot shows a student dashboard with several sections. A large red arrow points from the top left towards the 'FAQ' link at the bottom left. The 'FAQ' link is circled in red. The dashboard includes a 'Study Sign-Up' section with a green button for 'VIEW AVAILABLE STUDIES', a 'Credits Overview' section with a circular progress indicator showing 0 earned, 1 pending, and 4 required credits, an 'Announcement' section with important information about reports, and an 'Upcoming Appointments' section for 'PSYC 406 Alternate Assignment A' on Sunday, January 6, 2019, at 9:00 AM.

Study Sign-Up

VIEW AVAILABLE STUDIES

My Schedule & Credits

- View or cancel my study appointments
- View studies I've participated in, and see if credit has been granted
- View other Credits I've earned

Profile

- change password
- Modify contact information
- Change your email address

FAQ

Find answers to common questions

Credits Overview

0 Earned

1 Pending

4 Required

Announcement

\*\*\* IMPORTANT\*\*\* Please read the FAQ for information on how to hand in reports, etc. If you intend to combine studies to receive 2 credits for ONE class (in which case you only need to submit ONE report), check the FAQ on how to get the credit for studies on which you are not submitting a report.

Upcoming Appointments

PSYC 406 Alternate Assignment A

Sunday, January 6, 2019 9:00 AM Online

# Why should I do this??



- Extra credit!
- Research exposure
- Contributing to science
- Helping graduate students graduate

You can email me with questions here  
(**but please read the FAQ first!**):  
[extracreditquestions.psychology@mcgill.ca](mailto:extracreditquestions.psychology@mcgill.ca)

FAQ:

[https://www.mcgill.ca/psychology/files/psychology/student\\_faq.pdf](https://www.mcgill.ca/psychology/files/psychology/student_faq.pdf)

SONA:

<https://mcgill-participantpool.sona-systems.com>