

in **Focus**



McGill

MEDICINE

WINTER'09

**CREATING MODERN
INFRASTRUCTURE**



A BIANNUAL
PUBLICATION FOR THE
MCGILL FACULTY
OF MEDICINE ALUMNI
COMMUNITY

IN THIS ISSUE

- 02** MESSAGE FROM DEVELOPMENT AND ALUMNI RELATIONS
- 03** MESSAGE FROM THE DEAN
- 04** NEWS HIGHLIGHTS
- 05** NURSING
- 06** PHYSICAL AND OCCUPATIONAL THERAPY
- 07** COMMUNICATION SCIENCES AND DISORDERS
- 08** A DAY IN THE LIFE
- 10** LIFE SCIENCES COMPLEX OPENING
- 12** HOMECOMING 2008 RECAP
- 15** FACULTY KUDOS
- 16** ALUMNI MOMENTS
- 19** KEY DATES

Message from Development and Alumni Relations

Owen Egan



Dear Alumni and Friends,

The Faculty of Medicine is so appreciative to have such an active community of alumni and friends. Your support enables us to continue to lead medical education, research and care well into the future. Here are some of the latest gifts.

- Providing over two decades of support for cancer and diabetes research and treatment, the Dr. John R. Fraser and Mrs. Clara M. Fraser Memorial Trust has allocated \$2.4-million to renovate laboratory space for the Rosalind and Morris Goodman Cancer Centre's new Metabolism and Cancer theme, to be named The Dr. John R. and Clara M. Fraser Laboratories.
- Norman Zavalkoff, BCom'57, has made a donation of \$300,000 to support an endowed travel fund to strengthen the exchange of researchers, scientific staff and students between McGill's Rosalind and Morris Goodman Cancer Centre and the Weizmann Institute's M.D. Moross Institute for Cancer Research in Israel.
- Ann S. Paterson, BA'53, has established the Robert C. Paterson Graduate Research Awards in honour of her husband, Robert C. Paterson, BCom'49. This \$150,000 endowment will support research in suicide prevention and treatment as well as epigenetics.
- To acknowledge the educational opportunities he had as a McGill medical student, David Guthrie, BSc'43, MDCM'44, has given \$1-million to support general fellowships and bursaries for doctoral students studying in the Faculty of Medicine.
- Gordon Crelinsten, BSc'68, MDCM'70, together with Jason Crelinsten, BCL/LLB'05, Alicia Crelinsten and Ryan Crelinsten, has made a gift of \$35,000 to establish the Linda Crelinsten Endowment for Medical Simulation in honour of the contributions that his wife, Linda Crelinsten, has made to the development and use of medical simulation in the Faculty of Medicine.
- An anonymous alumnus from the Medicine class of '51 made a significant gift of \$100,000 that will help train tomorrow's medical education leaders in Medicine's Faculty Development Office.

I invite you to read stories about more donors in this issue of *In Focus*. These are but a few of the hundreds of donations we receive every year. We ended 2008 on a high note with the news that the Faculty of Medicine has raised over \$100-million of its minimum \$130-million fundraising campaign goal. This achievement would not be possible without the philanthropic spirit of our loyal alumni and friends, who continue to challenge us to reach new heights in our pursuit of academic excellence. I look forward to sharing more of our fundraising successes with you in the near future.

MICHÈLE JOANISSE

Executive Director
Development and Alumni Relations Office
Faculty of Medicine

MEDICINE WINTER'09

EDITOR

ANNETTE MAHON

COPY EDITORS

DIANA COLBY

MARJORIE DUNHAM-LANDRY

ADVISORY BOARD

EVELYNE AH CHIN KOW

DEREK CASSOFF

DIANA COLBY

MICHÈLE JOANISSE

MELANIE LANE

DEAN RICHARD I. LEVIN

NATHALIE SROKA-FILLION

CONTRIBUTORS

MELANIE LANE

ANNETTE MAHON

PATRICK MCDONAGH

CRAIG TOOMEY

DESIGN

CONTENT AND COLLABORATION
SOLUTIONS, MCGILL UNIVERSITY

FACULTY OF MEDICINE

COMMUNICATIONS OFFICE

3640 DE LA MONTAGNE,
ROOM 102

MONTREAL, QUEBEC, CANADA

H3G 2A8

TELEPHONE: 514-398-4350

FAX: 514-398-5071

WWW.MCGILL.CA/MEDICINE

COVER PHOTO BY CLAUDIO CALLIGARIS

Science meets medicine at the McGill
University Life Sciences Complex.

See page 10 for the full story.

YOUR COMMENTS AND INQUIRIES ARE
WELCOME. PLEASE DIRECT THEM TO
COMMUNICATIONS.MED@MCGILL.CA.

TO CONTACT THE MCGILL ALUMNI
ASSOCIATION, PLEASE PHONE TOLL-
FREE 1-800-567-5175.



Owen Egan

Message from the Dean

CREATING SPACE TODAY TO EXCEL TOMORROW

Every health care professional, every medical educator and every scientist appreciates the immense impact that access to modern facilities and technology has on the quality of his or her work. To ensure that the Faculty of Medicine's future is as marked by transformative discoveries and illustrious names as its past, we must find the resources to revitalize our environment – the 56 buildings in which we work and the hospitals and institutes with which we are affiliated.

Dean Levin wears his honorary Scarlet Key Society sweater, given to him by Medicine alumnus David A. Murphy, MDCM'60.

In our last issue, I shared with you the pride we have for some of the many visionaries who are translating research into better health and patient care. This issue profiles our faculty's focus on creating the modern infrastructure that will enable our professors, staff and students to remain at the forefront of teaching, research and care.

A casual onlooker could be forgiven for thinking that we have been wearing hard hats to work each day for the last couple of years. Since the official groundbreaking at the end of 2005, the site between the McIntyre Medical Sciences and the Stewart Biological Sciences buildings has been abuzz with activity. Today, our new state-of-the-art Life Sciences Complex ushers in a new era of biomedical research whose inventions will not only ameliorate but also cure the major diseases that afflict humans. Bringing together scientists across related areas, these facilities will help reinforce our position among the top medical research and teaching universities in the world.

While construction is finished on one major project, it is about to begin on another. Last August, we received the largest grant ever awarded by the Canada Foundation for Innovation to create a new research institute for the McGill University Health Centre (MUHC) at the Glen Campus. To add a dose of reality to that, last October the Quebec government and the MUHC announced the release of a Request for Proposals to build the Glen Campus, signalling one of the final steps before construction begins. Focused on translational biomedicine and the Centre for Innovative Medicine, this project will undoubtedly contribute to the development of new knowledge in health and patient care in Montreal, in Quebec and in Canada. The excitement is palpable.

I want to take this opportunity to express how fortunate we are to have such an engaged and dedicated community of alumni and friends. Your ongoing support inspires us. And we have many reasons to celebrate: McGill continues to lead as Canada's top-ranked public university in the Times Higher Education-QS World University Rankings and has placed 10th in its Life Sciences & Biomedicine category; it ranks second on Research Infosome's 2008 list of research-intensive universities in Canada; it is on Canada's Top 100 Employers list for 2009; and, finally, it is the leading university in the Medical Doctoral category of the annual university rankings published by *Maclean's* magazine. This issue provides bright examples of the many people whose talents and determination enable us to grow and continue to expand the boundaries of modern medicine.

A handwritten signature in blue ink, appearing to read 'Richard I. Levin, MD'.

RICHARD I. LEVIN, MD
Vice-Principal (Health Affairs)
Dean, Faculty of Medicine

P.S. As Hemingway proved, six simple words can tell a story. The title of this message, "Creating space today to excel tomorrow," perfectly describes the theme of this issue. McGill's Six-Word Campaign showcases some outstanding members of the McGill community. I invite you to visit www.mcgill.ca/6words and share your own story with us.

News Highlights



Courtesy of the MUHC

together researchers across different areas of both pediatric and adult medicine and will also house the Centre for Innovative Medicine and the Centre for Translational Biology and Evaluative Research.

On October 15, the second step was taken when a Request for Proposals was presented by the MUHC and the Quebec government to two international consortia, selected from a larger group, to design, build, finance and maintain the new facilities at the Glen Campus. Construction should begin shortly, with the MUHC Research Institute set to open its doors in 2013.

This construction project is much needed. Currently, researchers are based in over 65 labs scattered across the Faculty of Medicine and the MUHC hospitals, and many of these buildings are overcrowded and in need of renovations. "Given the world-class achievements of our scientists and clinicians under these poor conditions, one can only dream of the discoveries that will emerge from a modern facility that is designed to encourage the interdisciplinary collaborations and synergies that are the basis for true scientific innovation," says Vassilios Papadopoulos, director of the MUHC Research Institute. "This is a huge effort, and everyone – researchers, students and, most importantly, patients – will benefit."

A preliminary concept drawing shows what the facility at the Glen Campus of the MUHC might look like.

Building Research at the Glen Campus

The dream of a world-class research centre connected to a state-of-the-art clinical facility has taken two huge steps closer to becoming reality. The first came on August 20, 2008, when the Canada Foundation for Innovation awarded its largest-ever research infrastructure grant – \$99,988,343 – to McGill and the McGill University Health Centre (MUHC) for the creation of a world-class research institute on the MUHC's new Glen Campus. The federal funds will be matched by another \$100-million from the Quebec government and \$50-million from private donors, marking an ambitious and innovative public-private partnership effort. The MUHC Research Institute, roughly 40,000 square metres of laboratory and office space, will bring

TOP SCIENTIST WINS PRESTIGIOUS GAIRDNER AWARD

Distinguished McGill researcher Nahum Sonenberg's outstanding contributions to the field of medical science have been recognized with the 2008 Gairdner International Award, one of the most prestigious awards in all of science. Sonenberg, a James McGill Professor in the Department of Biochemistry and the Rosalind and Morris Goodman Cancer Centre, was celebrated for discovering important mechanisms that control the synthesis of proteins in human cells. His work is helping to develop cures for illnesses including cancer, obesity, memory impairment and viral infections. Sonenberg received his award at the Gairdner International Awards Gala held at the Royal Ontario Museum on October 23, 2008.



Courtesy of the Gairdner Foundation

Heather Munroe-Blum, principal and vice-chancellor of McGill University, with Nahum Sonenberg at the Gairdner International Awards Gala in October

Owen Egan



Dean Richard Levin and Vassilios Papadopoulos, director of the MUHC Research Institute, at the opening of the Meakins-Christie Laboratories extension

THE MEAKINS-CHRISTIE LABORATORIES EXPAND

The Meakins-Christie Laboratories, home to internationally renowned respiratory research, opened a new wing in October 2008, thanks to support from McGill University, the McGill University Health Centre (MUHC) and private donors. The 1,394-square-metre extension on Saint-Urbain Street near McGill's downtown campus will house research programs focusing on asthma among children, difficult-to-treat asthma and the links between obesity, asthma and sleep apnea. Since their creation in 1972 as a physiology-based research facility, the Meakins-Christie Laboratories have developed expertise in molecular- and mechanism-based science. "With this new extension, we want to move to the next step, which will include genetics and regenerative research," says Qutayba Hamid, the laboratories' director.

News from the School of Nursing



Owen Egan

Marie-Claire Richer (left) with colleagues Charles Sounan, Carrie Mazoff, BSc'97, BCom'98, and Priscilla Ngwan at the MUHC Transition Office

Nursing Alumna Manages Transition

Marie-Claire Richer, MSc'00, PhD'07, is facing a formidable challenge. As director of the McGill University Health Centre (MUHC) Transition Office, she is supporting managers and their teams during the MUHC's gradual move to its two new locations: the Glen Campus, in Montreal's west end, and the Mountain Campus, near Mount Royal in downtown Montreal. Richer is perfectly suited to this job, since she spent five years studying the MUHC as part of her doctoral degree.

Richer is the first person to graduate from the School of Nursing's doctoral program in collaboration with the Centre de Formation et expertise en recherche en administration des services infirmiers (FERASI), an interuniversity consortium that focuses on nursing administration research. "FERASI offers an applied research program that links research with decision making, so it was great for me," she says. Working in tandem with the School of Nursing's Judith Ritchie, who is also the MUHC's associate director of nursing research, as well as former colleague Valerie Shannon, BSc'70, and the MUHC's former director of nursing, Ann Lynch, BSc'78, MSc'86, Richer immersed herself in her studies.

"I wanted to study health care organization, explore the strengths of the organization's culture and identify what could be improved to create better health care environments," she says. She adopted a process that bases changes to environments on an analysis of what an organization is doing well, thus building on its strengths. "I looked at the emergence of innovative ideas, which have an impact on job satisfaction and the health care professional's sense of empowerment, and I also explored how social networks evolve," explains Richer. "All members of the interprofessional teams have innovative ideas on ways to reorganize care provision. These ideas have the potential to improve work environments, so that these professionals can give better care."

In her new position, Richer, who holds a joint appointment with the School of Nursing, is already managing the first stages of the transition, as some programs are being consolidated. "Clinicians are particularly concerned with harmonizing practices and providing seamless care," she says. But this is just the beginning; the entire process will consume the next five or six years. To confront the task, Richer is building a team of project managers and change-management and content experts and has assigned a knowledge broker. "I want to document the transition process, because we are trying to do something that is, in itself, innovative," she points out. "We have the opportunity to rethink how we work and deliver care, so we need to do it right."

NURSE PRACTITIONERS IN ACTION

Drawing on their specialized multidisciplinary training, nurse practitioners complement the efforts of physicians and are beginning to assume more responsibility in patient care. The demand for nurse practitioners is increasing at a rapid pace in light of today's growing need for effective and efficient health care. With that in mind, the School of Nursing has introduced graduate-level nurse practitioner programs in neonatal care and primary care, both developed by collaborative teams of nurses and physicians. The Neonatal Care program, created in 2005, was formally accredited in January 2008 and has graduated its first cohort of students. Launched in fall 2008, the Primary Care program incorporates online distance education so that students can participate via video conferencing and other media. "We've received tremendous support from everyone involved with the Neonatal Care program, and the new Primary Care program fits perfectly with our nursing approach," says H  l  ne Ezer, BSc'68, MSc'77, associate dean and director of the School of Nursing. "Nursing is not just a matter of treating disease; it's also a matter of enhancing people's health and helping them and their families to manage and cope with illness. Nurse practitioners are excellent examples of advanced practice roles in nursing."

News from the School of Physical and Occupational Therapy



Martha Piper will be the speaker at the inaugural Edith Aston-McCrimmon Lecture Series.

The Edith Aston-McCrimmon Lecture Series

Considered a pioneer in the development of the physical therapy profession in Canada, Edith Aston-McCrimmon, Dip(PTh)'50, BSc'60, MSc'80, taught some 15,000 students in her more than 50 years at McGill. Graduating from the School of Physical and Occupational Therapy in 1950, she was teaching there within two years and led efforts to have the program transformed from a diploma to a baccalaureate to a bachelor of science.

"Edith Aston-McCrimmon was driven by a commitment to professionalism in physiotherapy," says Maureen Simmonds, the school's director. Aston-McCrimmon eventually became an associate professor and then associate director of the physical therapy program, a position she held from 1988 until her retirement in 2001. Not one to shy away from a challenge, she transformed the way physiotherapy was taught, not only at McGill but at universities across North America. She also founded the first provincial association for physiotherapists and was an active member of many national organizations in support of the field.

Since Aston-McCrimmon's passing in 2005, the School of Physical and Occupational Therapy has been developing an appropriate memorial for this influential and inspirational teacher, leader and friend. This academic year will witness the debut of the Edith Aston-McCrimmon Lecture Series. The first speaker will be Martha Piper, PhD'79, DSc'98, a former colleague of Aston-McCrimmon's who served as the school's director from 1980 to 1985.

While at McGill, Piper worked to establish the first doctoral program in the field. After leaving McGill in 1985, she served as the dean of the Faculty of Rehabilitation Medicine at the University of Alberta and established its first doctoral program. Coincidentally, Simmonds was the program's first graduate. Most recently, Piper was the president and vice-chancellor of the University of British Columbia from 1997 to 2006.

"Both Edith Aston-McCrimmon and Martha Piper exemplify the principles of professionalism and leadership," says Simmonds. "So it is appropriate that Dr. Piper should be the inaugural speaker of this series." As it stands, the school has sufficient funding to run the series for the next three or four years and is hoping to raise enough to ensure that it becomes a permanent event.

Martha Piper will speak on Sunday, January 25, 2009, from 10 to 11 a.m.

For further information about the topic and venue, please visit www.mcgill.ca/spot/events/eamlectureseries.

NEW PAIN MANAGEMENT PROGRAM IS FIRST IN CANADA

Effectively managing pain remains a challenge in health care, and research shows that lack of knowledge is partly responsible. For several years, Australia's University of Sydney has been working with the University of California, San Francisco and the University of Edinburgh to offer an Internet-based pain management program for students, and McGill is now set to become the consortium's fourth member. McGill plans to offer an international pain management certificate and degree starting in the 2009-2010 academic year. The School of Physical and Occupational Therapy will take a lead role in this interdisciplinary program, which will include experts from other schools and departments at McGill, the Alan Edwards Centre for Research on Pain and the McGill University Health Centre.

RICHARD AND EDITH STRAUSS FOUNDATION KEEPS ON GIVING

The school has another reason to celebrate with news of a \$1-million gift from the Richard and Edith Strauss Foundation in support of knowledge and research translation projects. This comes on the heels of a \$750,000 gift from the foundation for doctoral scholarships. This latest donation will help bridge the divide between research, education and health care practice by improving the implementation of current knowledge in the classroom and the clinic.

News from the School of Communication Sciences and Disorders

Courtesy of the Centre for Research on Language, Mind and Brain



Elin Thordardottir studies language impairment in francophone children.

Tracking Language Impairment

Language impairment in francophone children has received much less research attention than it has in anglophone children and has far fewer diagnostic tools. But that is about to change, thanks to research carried out by Elin Thordardottir, an associate professor at the School of Communication Sciences and Disorders and a principal member of the Centre for Research on Language, Mind and Brain. “Previously, clinicians had to base the identification of primary language impairment more on experience and informal observations than on scientific measures,” she says. “So when we set out to examine the prevalence of language impairment in five-year-old francophone children, we needed to establish some diagnostic protocols first.”

Elin Thordardottir, along with Eva Kehayia, MA’84, PhD’90, a professor from the School of Physical and Occupational Therapy, and a team of collaborators from McGill and the Université de Montréal, tested different language measures to determine which were most accurate in identifying language impairment in francophone children. Once the new diagnostic protocols were established, the team administered the tests to a large sample of children. “We have

never had a language-testing protocol for Quebec French children that has been supported by this type of research,” says Elin Thordardottir. “This is helping us achieve our ultimate goal: to determine the prevalence of language impairment in Quebec.”

In English, specific language impairment in certain age groups involves severe problems in grammatical morphology or inflectional endings on words. Grammatical morphology is less problematic in French. In a previous study, Elin Thordardottir and doctoral student Mahchid Namazi found that errors in grammatical morphology are very rare in French-speaking preschool-age children. This study suggests that the tests that are most likely to identify impairment are those that focus on linguistic processing, which is linked to such things as working memory and the ability to process information in real time. This finding also applies to tests with English-speaking children, suggesting that language impairment involves more general cognitive mechanisms. This research, funded by the provincial government, was presented at a conference of the *Ordre des orthophonistes et audiologistes du Québec* last spring and will likely be well received by professionals.

When Elin Thordardottir was eight, her family moved to France from her native Iceland. “I was young enough to learn French without effort but old enough to observe myself doing it, so I’ve always been aware of languages and of things that are different between them,” she recalls. “It’s apparent to me that the majority of research focuses on English; we often think we’re investigating the way the brain works in general, when, in fact, we’re only investigating how it works in English. By studying other languages, we not only come up with diagnostic and therapeutic tools that can help the children who speak those languages, but we also understand more general truths, learning what things apply to everybody and what apply to specific languages.”

HONOURING OUR ALUMNI

The School of Communication Sciences and Disorders (SCSD) has created two new alumni awards to recognize graduates who have made significant contributions in the clinical and research arenas. The first, the Distinguished Alumni Award for Professional Leadership, was granted to Ayala Hanen Manolson, MSc’65, who was among the first students to graduate after the school was founded in 1964. Through the creation of the Hanen Centre, Manolson developed a tremendously influential approach to speech therapy, training speech pathologists to work with parents so that they could then provide long-term care for their children – a much more comprehensive treatment protocol than could be carried out in weekly 30-minute sessions. “She revolutionized the field in Canada and internationally,” says Susan Rvachew, acting chair of the SCSD. “I know very few speech pathologists who are not Hanen-trained.” Manolson accepted her award, and met graduating students, at the school’s convocation ceremonies held in November 2008.

The SCSD has also created the Distinguished Alumni Award for Research Leadership, which will recognize a former student who has made great gains in research related to speech and language production and perception. This award will be presented for the first time in spring 2009.



Ayala Hanen Manolson is the first recipient of the SCSD's Distinguished Alumni Award for Professional Leadership.

Sanjukta Basak

A Day in the Life of a Doctor-to-Be



Anthony Chan

Sanjukta Basak is training to be a well-rounded physician.

“As a medical student, you learn to wear many hats. You reinvent yourself every month, with each new rotation,” says fourth-year medical student Sanjukta Basak, BSc’02, MSc’06. “There is no such thing as a typical day.” Each rotation brings a new subject, a new medical team and, often, a new hospital. “And they all work differently, so you need to find your balance each month, adapt quickly and grasp all the nuances of working in particular systems,” she says. As part of her mandatory clinical experience, Basak has completed electives in various regions of Quebec and Ontario and as far away as India.

On a hospital ward rotation, Basak’s day begins at around 7 a.m. with a quick visit to see her patients, followed by rounds with the entire health care team. She is kept busy throughout her shift, treating patients, attending teaching sessions and going on further afternoon rounds. On a good day, she might finish in time for dinner. But the emergency medicine rotation’s shift structure creates a different ambience. “You see patients as quickly and efficiently as you can for eight hours,” says Basak. “I’ve become adept at

walking and eating.” Of course, each rotation is followed by an exam, so students must also make time to study – and to occasionally spend time with friends. “I try to set aside time on weekends to socialize,” she says. “You learn to build your support network.”

“The most rewarding part of medical school is not acing the exam or being able to answer a staff doctor’s question; it’s the moment when you can sit with patients, have a conversation with them and put their minds at ease.”

A member of the family medicine interest group since her first year, Basak has organized many talks and events to inform students about the range of opportunities offered by family medicine, and she is the 2008 recipient of the College of Family Physicians of Canada

Medical Student Scholarship. But, it was not always clear that she was going to become a physician. She entered the medicine program after completing a master’s degree in biochemistry. “I enjoyed doing lab research, but I missed interacting with people,” she recalls. And she had a long-standing, albeit latent, interest in medicine that took root when she was a young child, after a car accident left her mother with injuries that hospitalized her for 18 months. “A lot of specialists came and went, but it was our family doctor who really followed her and was a constant presence in our family – not just for her, but for all of us,” she recalls. “I think that experience solidified my interest in medicine.”

While she has not decided for certain, Basak is leaning – not surprisingly – toward a residency in family medicine or pediatrics. “I like talking to patients,” she says. “The most rewarding part of medical school is not acing the exam or being able to answer a staff doctor’s question; it’s the moment when you can sit with patients, have a conversation with them and put their minds at ease. That’s where I feel that I really make a difference.”

John Burgess

A Day in the Life of the Doctor to the North

Appreciated cardiologist, celebrated professor, renowned researcher and prolific author, John Burgess, BSc '54, MDCM '58, has taken his career on a path that few others have chosen. In 1973, the same year he was named chief of cardiology at the Montreal General Hospital, he became the consulting cardiologist for the new McGill Baffin Program and was hailed as the first to subspecialize in Arctic cardiology. For the next three decades, he visited Baffin Island in Nunavut several weeks a year to meet with, and recommend treatment for, patients referred to him by family doctors.

In the early years, an average Arctic workday would start with a three-hour flight to Frobisher Bay (now Iqaluit), which has one of the Canadian North's largest airports. "I would see about 30 patients a day, usually spending about 15 minutes with each," says Burgess. "Instead of making rounds at the Montreal General as an academic, with research fellows, residents and students following me, I was alone with my stethoscope, chest X-ray and cardiogram, making decisions on my own about treatments and advising family doctors as best I could. As older patients generally did not speak English or French, I needed interpreters to translate from Inuktitut." Soon, he was travelling to smaller settlements as well, particularly Pangnirtung, Cape Dorset and even Broughton Island (now Qikiqtarjuaq), off the east coast of Baffin Island.

News of Burgess's work spread, and in 1995 he was invited by hospitals in the Northern Quebec regions of Puvirnituq and Kuujuaq to offer his cardiology services. "At some of the smaller settlements, I would arrive in the afternoon, see patients and then stay in the local Inuit Association's co-op hotel," he says. "I met interesting people that way, and I learned a lot about Inuit life." These visits – carried out mainly by Twin Otter planes – were fast-paced, with Burgess working long hours that continued through the following day before flying to the next stop. "Many of the airstrips are positioned high on ridges, and there were lots of blizzards, so delays were frequent," he says. "I was once stranded for days in Salluit in Northern Quebec with no radio or television. I learned to bring lots of books."


Over his 30 years of visiting the Arctic, Burgess witnessed a major shift in heart ailments. In the 1970s, many patients suffered from rheumatic valvular disease, the most serious complication of rheumatic fever, but improved living conditions and treatment have greatly diminished this phenomenon. However, the Inuit have become accustomed to a more sedentary way of life – smoking cigarettes and eating processed foods – and rates of coronary disease, hypertension and stroke have increased dramatically.

Burgess ended his Arctic consultancy in 2003. "It was certainly the greatest clinical experience of my career," he says. "I love teaching, but being up there on my own, working in the trenches, was tremendously rewarding." Burgess was honoured as a member of the Order of Canada in 1987 for his service to the Inuit community and his teaching and research pursuits at McGill.

John Burgess has written a memoir documenting his experiences. Read the whole story in Doctor to the North, published in fall 2008 by McGill-Queen's University Press and available for purchase at major Canadian bookstores and online at www.amazon.ca and www.amazon.com.



"I love teaching, but being up there on my own, working in the trenches, was tremendously rewarding."




John Burgess at the Arctic Circle

Life Sciences Complex



Owen Egan



Principal and Vice-Chancellor Heather Munroe-Blum addresses the crowd gathered for the official opening of the Life Sciences Complex. Graduate student Vanessa Panneton works in one of the labs of the new Life Sciences Complex.

FIVE KEY RESEARCH THEMES

Chemical Biology, led by principal investigator David Thomas

This emerging field focuses on the design or identification and the exploitation of novel small molecules as tools to explore the functions of living systems.

Complex Traits, led by principal investigator Philippe Gros, PhD'83

This innovative area will help determine how multiple genes interact to cause disease and what role environmental factors play in this development.

Developmental Biology, led by principal investigator Paul Lasko

This field aims to uncover new categories of molecules and new biological processes needed for normal growth and development.

Cell Information Systems, led by principal investigator Alvin Shrier

Cell information researchers explore how information is transferred between cells, as in DNA and protein messenger molecules.

Cancer Research, led by principal investigator Michel Tremblay

Investigators studying cancer explore the interactions between genes and proteins and determine their role in the cancer process.

All Together Now

McGill's new Life Sciences Complex is making a big difference in the efforts of researchers like graduate student Vanessa Panneton, BSc'08. "We now have a room for common lab equipment, as well as a student office separate from the bench area, which greatly facilitates our work," she says. "The open-concept design also allows for collaboration between members of neighbouring labs."

Officially opened on September 18, 2008, the Life Sciences Complex is the largest construction project in McGill's history. Two new buildings – the Cancer Research Building and the Francesco Bellini Life Sciences Building – are now home to 60 principal investigators and

600 researchers, joined by over 2,000 researchers, technical personnel, graduate students and post-doctoral fellows in the renovated Stewart Biological Sciences and McIntyre Medical Sciences buildings.

"This new facility allows for a better sharing of information between some of the best researchers from various disciplines," says David Thomas, principal investigator in Chemical Biology. "In addition to bringing top researchers together, it provides them with modern resources and an extremely rich environment to extend knowledge and build value into their discoveries."

The complex is already enabling McGill to recruit and retain some of today's most internationally accomplished researchers

in biomedical science. Paul Lasko, leader of the Developmental Biology Research Initiative and chair of McGill's Department of Biology, says that two renowned scientists have already made the decision to join the university because of the complex. "We didn't even interview people like that before we got this new facility," he says. "We didn't feel that we were competitive."

For Panneton, who is working to identify the molecular events that lead to kidney cancer in people who have a defect in the Von Hippel-Lindau gene, it all comes down to the basics. "With this new complex, McGill is providing me with the tools that will allow me to succeed in my future endeavours," she says. "And that's exactly what I need."

The Goodmans' Cancer Research Donation "Just Feels Right"

Ask Rosalind Goodman why she and her husband, Morris, donated money to rename the McGill Cancer Centre the Rosalind and Morris Goodman Cancer Centre and she'll answer with the Yiddish word *bashert*. "It means 'destiny' and perfectly describes our gift," says Mrs. Goodman, who graduated from McGill with a bachelor of arts degree in 1963. "This just feels right."

The Morris and Rosalind Goodman Family Foundation's generous gift will also support a chair to attract a world-class scholar who will make major contributions to the study of cancer, especially pulmonary cancer. In addition, the donation will help train young researchers to lead tomorrow's cancer breakthroughs.

Having been personally affected by cancer, Mrs. Goodman says that she feels fortunate to be able to support research into the disease. "This donation is our way of giving back to the community, and it sets an example for our four children, who



Owen Egan

Rosalind and Morris Goodman stand outside the entrance to the Cancer Research Building that is part of the Rosalind and Morris Goodman Cancer Centre.

are already heavily involved in charitable work," she says, noting that three of the Goodman children studied at McGill.

Mr. Goodman, co-founder of the Montreal-based pharmaceutical company Pharmascience Inc., also spent a year at McGill before attending the Faculty of Pharmacy at the Université de Montréal. He shared his aspirations for the future of the Rosalind and Morris Goodman Cancer Centre during the opening ceremony of the McGill Life Sciences Complex last fall: "We hope that this centre will continue to attract researchers, educators and students with a burning passion to understand the etiology of cancer and the remarkable way the cell protects itself."

Mr. and Mrs. Goodman hope that one day cancer will be a disease of the past. In their view, it's *bashert*.

Life Sciences Complex Transforms Research

Down the hall from Morag Park's office, students, post-doctoral fellows and professors are mingling at the regular end-of-the-week gathering. It's an informal scene but an important one: researchers sharing stories about what's new in the lab. It also represents one big change that took place when Park's molecular oncology lab moved from the Royal Victoria Hospital to the new Rosalind and Morris Goodman Cancer Centre.

"We've now got a whole team of collaborative researchers in close proximity," says Park, professor of biochemistry, oncology and medicine, as well as director of the Molecular Oncology Group. "This will make a huge difference – we can see it already. For instance, we work closely with the informatics group, but to meet, we had to schedule an appointment. Now they are just down the corridor." The Rosalind and Morris Goodman Cancer Centre, which is part of the McIntyre Medical Sciences Building and the Life Sciences Complex, was designed to encourage information exchange. "The labs are built according to an open plan, with one big stream running the length of the building, so students know when someone three benches down is doing something interesting," explains Park. "We have a quality space that will help us recruit the best students and post-docs."

The Canada Foundation for Innovation grant that helped build the Life Sciences Complex brought with it a host of new equipment. Over a dozen core facilities have been outfitted with the latest technology in areas such as developmental histology, tumour histology, cell imaging and analysis, high-level microscopy imaging, chemical genetics and cancer genomics. This equipment, along with the necessary technical staff, has transformed the level of research conducted by researchers like Park, who, since August 2008, is scientific director of the Institute of Cancer Research of the Canadian Institutes of Health Research, overseeing the national development of cancer research. Her investigations into the microenvironment of tumours have led to the recent identification of 26 stromal genes whose expressions predicted clinical outcomes in breast cancer. "These facilities provide the infrastructure that allows us to do the science of today, as opposed to the science of 30 years ago," says Park.



Owen Egan

Morag Park is the new scientific director of the Canadian Institutes of Health Research's Institute of Cancer Research.

Homecoming 2008

Nicolas Morin

Homecoming 2008 was another spectacular success. From October 16 to 19, McGill alumni from all over the world returned to campus to celebrate milestone anniversaries with former classmates and friends. It was a special reunion weekend for the Faculty of Medicine as we marked 175 years since the very first McGill – and Canada's first – medical student donned cap and gown.

Medicine's Homecoming celebrations kicked off on Friday, October 17, with the 25th-anniversary medical seminar in the McIntyre Medical Sciences Building. Hosted by the Medicine class of '83, the seminar, entitled "Society and Medicine," covered a wide range of topics, including pediatric palliative care, psychosocial trauma response and the use of electronic medical records. The audience was especially delighted to meet astronaut David Williams, BSc'76, MDCM'83, MSc'83, DSc'07, who shared his thoughts on the future of space medicine. Dean Richard Levin recognized Walter Lloyd-Smith, BSc'42, MDCM'43, and his daughter, Winifred Lloyd-Smith, BSc'78, MDCM'83, who were in attendance to celebrate their 65th- and 25th-anniversary reunions. We'd like to thank the class of '83 reunion committee for organizing this engaging event showcasing the diverse expertise of their remarkable class.

Later that day, alumni were treated to a cocktail at the annual Dean's Reception. Dressed in his honorary Scarlet Key Society sweater, recently presented to him by alumnus David A. Murphy, MDCM'60, Dean Levin addressed over 200 alumni and friends from the Faculty of Medicine, including the schools of Nursing and Communication Sciences and Disorders. Dean Levin extended his heartfelt thanks to the 18 Medicine, Nursing, and Physical and Occupational Therapy reunion committees who played a vital role in organizing the festivities. He also drew attention to the over \$280,000 raised by eight Medicine committees through their Reunion Class Gift campaigns in support of the faculty's Greatest Needs, the Osler Library of the History of Medicine, the Medical Simulation Centre and student bursaries. It is our hope that together we can surpass last year's cumulative class campaign total of \$450,000.

A total of 10 reunion classes visited the Medical Simulation Centre, getting hands-on experience with the latest simulation technology housed in this 5,639-square-metre facility. Aside from faculty-organized events, many classes took the opportunity to enjoy the fall foliage with treks up Mount Royal, while others toasted their reunions at private cocktail receptions and dinners held throughout the weekend. Alumni from the Medicine class of '63

hosted their own talent show called "American Doctor," based on the reality television program *American Idol*. Class participants showcased their acting and singing talents, and classmates voted on who should be crowned the best "American MD." In the end, they were all declared winners.

Also on the Homecoming events lineup was the annual Classes Without Quizzes lecture. The session, entitled "From Bench to Bedside," was a special edition of McGill's widely popular Mini-Med public lecture series. Moderated by Dean Levin, the session featured a panel discussion with three notable professors and researchers from the Rosalind and Morris Goodman Cancer Centre: Michel L. Tremblay, Nicole Beauchemin and Gordon Shore, PhD'74.

Thank you to all reunion class representatives and class reunion committees for your excellent work in bringing your classmates together in celebration of Homecoming 2008. Your dedication and commitment to your alma mater are wholeheartedly appreciated, and we look forward to welcoming you back to campus again soon.

Nicolas Morin



Paul Fournier



Astronaut David Williams (left) gives a presentation on the future of space medicine at the 25th-anniversary medical seminar. Neida Ogden-Dimeo, MDCM'48 (right), during a tour of McGill's Medical Simulation Centre

LIST OF CLASS REPRESENTATIVES

The incredible success of Homecoming 2008 would not have been possible without the dedication and enthusiasm of our alumni class representatives. Thank you to the following reunion committees for their time and support of the Faculty of Medicine.

Faculty of Medicine Reunion Committees

- *1943 A John W. McMartin, BA'41, MDCM'43
- *1943 B J. Lester McCallum, BA'37, MDCM'43
- 1948 James H. Darragh, BSc'46, MDCM'48, MSc'59
- 1953 J. Lawrence Hutchison, BSc'49, MDCM'53
- 1958 Douglas D. Morehouse, MDCM'58; John Burgess, BSc'54, MDCM'58; C. Philip Larson, MDCM'58; Gordon Dickie, MDCM'58
- 1963 David R. Boyd, MDCM'63; David H. K. Chui, MDCM'63
- 1968 W. Robert Courey, BSc'66, MDCM'68; William Wallace Watson, MDCM'68; Lorne M. Ruby, BA'64, MDCM'68
- 1973 Catherine Oliver, MDCM'73; Edmond Shahin, BSc'69, MDCM'73; Marc Lonergan, MDCM'73; John William Baxter, BSc'67, MSc'69, MDCM'73
- 1978 Gail (Yenta) Beck, MDCM'78; Claus Hamann, MDCM'78; Sylvester Braithwaite, MDCM'78; Peter Churgin, MDCM'78; Gene Benjamin, BSc'74, MDCM'78; Roger Leblanc, BSc'74, MDCM'78
- 1983 Silvana Grace Trifiro, BSc'77, MDCM'83; Paul-André Lachance, MDCM'83; Gordon Rubin, BSc'79, MDCM'83; Anne-Marie Dollois, BSc'79, MDCM'83
- 1988 Marie-Lyne Bourassa, BSc'83, MDCM'88
- 1998 Martin Gignac, BSc'96, MDCM'98; Arun Radhakrishnan, BSc'96, MDCM'98

School of Nursing Reunion Committees

- 1973 Susan J. Roy, BSc'73
- 1978 Carol Common, BSc'78, MSc'97; Patricia Rose, BSc'78, MSc'91

School of Physical and Occupational Therapy Reunion Committees

- 1953 Barbara H. Collier, Dip(P&OT)'53
- 1958 Barbara Bolton, Dip(PTh)'58, Dip(Oth)'59; Sylvia J. Ommanney, Dip(P&OT)'59; Anelia Wright, Dip(PTh)'57, BSc'58
- 1978 Lisa Touma, BSc'78; Mary A. Ostapovitch, BSc'78
- 1988 Cathy Locke, BSc'88; Kim Heather Ferguson, BSc'88

**Interruptions to the academic curriculum caused by World War II resulted in two graduating classes in 1943.*

HOMECOMING 2009

If you graduated in a year that ends with a 4 or 9, mark your calendar for this year's Homecoming, which has been tentatively scheduled for October 15 to 18, 2009. Get ready, Medicine's class of '84: The spotlight is on you! We're looking forward to your presentations as part of your 25th-anniversary medical seminar.

To get involved in planning your reunion, please contact Emily Kingsland by phone at 514-398-1299 or by e-mail at emily.kingsland@mcgill.ca. We also invite you to take a moment to update your personal profile on McGill's Faculty of Medicine Alumni Corner website: www.medicine.mcgill.ca/alumnicorner. It's an excellent way to stay connected to McGill and your former classmates. We look forward to seeing you on campus next fall!



Nicolas Morin



Paul Fournier



Fred Seligman

Members of the Medicine class of '58 (above left) at their 50th-anniversary dinner; alumni Walter Lloyd-Smith and his daughter Winifred Lloyd-Smith (top right); members of the Class of '63 (bottom right) hosted their own talent show as part of Homecoming celebrations.

Homecoming 2008

Together again: members of the Medicine classes of ...



Nicolas Morin



Paul Fournier



Paul Fournier



Paul Fournier



Nicolas Morin



Paul Fournier

Faculty Kudos

McGILL'S LATEST CANADA RESEARCH CHAIRS (CRC):

- **Gary J. Bennett**, Tier 1 (Renewal), CRC in Pain Control
- **Maxime Bouchard**, Tier 2 (Renewal), CRC in Kidney Disease
- **Eric Fombonne**, Tier 1 (Renewal), CRC in Child and Adolescent Psychiatry
- **Alyson Fournier**, BSc'93, PhD'98, Tier 2 (Renewal), CRC in Regenerative Neuroscience
- **Imed Gallouzi**, Tier 2 (Renewal), CRC in Cellular Information Systems
- **Keith Murai**, Tier 2 (Renewal), CRC in Molecular Control of Synaptic Structure
- **Arnim Pause**, PhD'94, Tier 2 (Renewal), CRC in Molecular Oncology
- **Salman T. Qureshi**, Tier 2 (Renewal), CRC in Host Resistance to Fungal Pathogens
- **Peter Swain**, Tier 2 (Renewal), CRC in Systems Biology
- **David Thomas**, Tier 1 (Renewal), CRC in Molecular Genetics

RECIPIENTS OF AWARDS FOR EXCELLENCE IN NEUROSCIENCE NURSING:

- Nursing Leadership awards were given to **Maria Hamakiotis**, BSc'97, MSc'02, and **Yasmin Khalili**, BSc'96, MSc'00.
- The Valerie Shannon MUHC Award for Innovative Leadership was given to **Patricia O'Connor**, BSc'76, MSc'82.
- The Nursing Research Award was given to **Lucy Wardell**, MSc'99.

RECIPIENTS OF THE 2008 DEAN OF MEDICINE AWARDS OF EXCELLENCE:

- The Priyabrata "PB" Mukhopadhyay Award was presented to **Kathleen Dickson**, BSc'87.
- The Anne McCormick Award was presented to **Frances Langton**.
- The Pamela Chase Award was presented to **Elisa Monaco**.

THE 2008 GRADUATES OF THE TEACHING SCHOLARS PROGRAM FROM THE FACULTY DEVELOPMENT OFFICE:

- **Lily Ha-Nam Nguyen**, MDCM'99, MSc'04, Department of Otolaryngology
- **David Ragsdale**, Department of Neurology and Neurosurgery
- **Adriana Venturini**, BSc'81, MSc'01, School of Physical and Occupational Therapy
- **Mark Ware**, Department of Anesthesia and Centre for Research on Pain

THE FELLOWS ELECTED TO THE CANADIAN ACADEMY OF HEALTH SCIENCES IN 2008:

- **Thomas Chang**, BSc'57, MDCM'61, PhD'65
- **Annette Majnemer**, BSc'80, MSc'85, PhD'90
- **Mark Wainberg**, BSc'66
- **Robyn Tamblyn**, PhD'89

■ The achievements of **Eva Andermann**, BSc'59, MDCM'63, MSc'66, PhD'72, and **Fred Andermann**, BSc'52, were celebrated at the inaugural Epilepsy at the Cutting Edge symposium, held in their honour from October 25 to 28, 2008, at the Montreal Neurological Institute and Hospital.

■ **Alan Barkun**, MDCM'83, MSc'95, has been selected as the recipient of the Canadian Association of Gastroenterology's 2009 Visiting Professor Award.

■ **Jean Bourbeau**, MSc'88, has been appointed to the Global Initiative for Chronic Obstructive Lung Disease Executive Committee.

■ **James Brophy**, BEng'73, PhD'99, has been appointed to the very first research chair in Technology Assessment and Evidence-based Medicine from the Fonds de la recherche en santé du Québec, the ministère de la Santé et des Services sociaux and the McGill University Health Centre.

■ **Colin Chalk**, MDCM'84, received the 2008 Dr. Joseph Mikhael Award for Medical Education from the Canadian Association of Internes and Residents.

■ **David Eidelman**, MDCM'79, has been elected a Fellow of the American College of Physicians.

■ **Erika Gisel** has been honoured with the Prix Mérite by the Ordre des ergothérapeutes du Québec.

■ **David Goltzman**, BSc'66, MDCM'68, received the 2009 Gerald D. Aurbach Award Lecture from The Endocrine Society.

■ **Philippe Gros**, PhD'83, received the 2008 Wilder-Penfield prize, Prix du Québec, in the biomedical sciences.

■ **Saima Hassan**, MDCM'02, received the Canadian Research Award for Specialty Residents from the Royal College of Physicians and Surgeons of Canada.

■ **Celeste Johnston**, BN'70, DEd'79, has been elected to the Council of 12 of the International Association for the Study of Pain.

■ **Michael Kramer** received the Prix Léo-Pariseau at the 64th annual Gala de l'Association francophone pour le savoir.

■ **Ann C. Macaulay** has been named 2008 Family Medicine Researcher of the Year by the College of Family Physicians of Canada.

■ **Brenda Milner**, PhD'52, DSc'91, received an honorary degree from Ryerson University's Faculty of Arts for her pioneering and ongoing work in neuropsychology.

■ **Patricia O'Connor** has been selected for the 2008-09 Commonwealth Fund Harkness Fellowships in Health Policy and Practice.

■ **Vassilios Papadopoulos** has been elected a member of the prestigious Académie Nationale de Médecine de France.

■ **Morag Park** has been appointed scientific director of the Canadian Institutes of Health Research's Institute of Cancer Research.

■ **Ervin B. Podgorsak** has been awarded the 2008 Canadian Organization of Medical Physicists Gold Medal. He also received the William D. Coolidge Award from the American Association of Physicists in Medicine.

■ **Constantin Polychronakos** received the Career Scientist Award of Excellence 2008 from the Foundation of Stars.

■ **Michael Rosengarten**, BEng'66, has been appointed the 2008-09 chair of the Continuing Medical Education Standing Committee of the Association of Faculties of Medicine of Canada.


■ **Linda Snell** joined the Royal College of Physicians and Surgeons of Canada's CanMEDs Team as senior clinician educator in the Office of Education.

■ **S. L. Tan**, received the Singapore Lecture Gold Medal at the 7th International Scientific Meeting of the Royal College of Obstetricians and Gynaecologists of the United Kingdom.

ERRATUM: On page 15 of the spring 2008 issue, assistant professor Michael B. Reed's department was incorrectly identified. Reed is a member of the Department of Medicine.

Alumni Moments

Sharing the successes of our alumni with the McGill Faculty of Medicine community



Clay Blackmore

“This book is the culmination of nearly 30 years of trying to bring public attention to the issue.”

— E. Fuller Torrey

Rebel With a Cause

Since the 1980s, psychiatric institutions have been releasing schizophrenic and bipolar patients into the community, and not all of these individuals prosper. “Some wind up homeless, in jail, or being victimized or abused. And some commit violent acts,” says E. Fuller Torrey, MDCM’63. “Those who become violent represent only one percent of the total, but they form a subset that poses a danger to themselves and others. We can identify them, and we need to focus on making sure they get medicine.”

A decade ago, Torrey established the Treatment Advocacy Center in the United States to lobby for the passing or enforcement of laws supporting “assisted outpatient treatment,” which mandates professional support for people identified as risks to themselves or to their communities. In 2008, he published *The Insanity Offense*, a third volume in a series of books that addresses this concern. “This book is the culmination of nearly 30 years of trying to bring public attention to the issue,” he says. “And the public is more ready than ever to pay

attention.” But while the public is listening, Torrey’s position remains controversial. “There continues to be a civil libertarian lobby against the use of involuntary treatment,” he says. So why continue? “One, I’m stubborn. Two, I have a sister with schizophrenia. And three, I see the tragedies that come from not treating these people.”

In addition to his advocacy work, Torrey is the executive director of the Stanley Medical Research Institute, which supports international research into schizophrenia and bipolar disorder. His lab investigates infectious agents that may cause mental illness, focusing especially on *Toxoplasma gondii*, a protozoa carried by cats.

After graduating from McGill and spending time in Ethiopia with the Peace Corps, Torrey decided to study psychiatry. “By that time, my sister had schizophrenia. I was intrigued by how little was known about it,” he says. “And I realized that the brain is really the last great frontier: It’s where the interesting action is going to happen.”



Courtesy of the Indo-Canada Chamber of Commerce

Fighting Poverty

Since 1987, Shivendra Dwivedi, MDCM’82, has been travelling around eastern Uttar Pradesh, a densely populated state in northern India, providing free medical care from a mobile clinic. In 1993, he and his father, T. D. Dwivedi, created the Freedom from Poverty Foundation; its volunteer doctors and nurses have since treated over 75,000 patients who otherwise may not have received proper medical care. The foundation is now constructing a multi-specialty charity hospital to serve a region with close to two million people. “If we were not providing treatment, a lot of our patients would die,” says Dwivedi, who is also chief of anesthesia at Montreal’s Santa Cabrini Hospital. In 2007, the Indo-Canada Chamber of Commerce recognized Dwivedi and the foundation with its Humanitarian of the Year award. “When you see real poverty, it really affects you,” he says. “All of our volunteers who have gone to Uttar Pradesh want to go back.” To learn more about the Freedom from Poverty Foundation, visit www.ffpf.org.

Shivendra Dwivedi with his Humanitarian of the Year award from the Indo-Canada Chamber of Commerce




W. A. Ralph Cooke during his volunteer experience at a hospital in Kiboga, Uganda

Offering Maternal Care to the World

Although W. A. Ralph Cooke, MDCM'57, retired in 1998 – he was a senior clinician in the Royal Victoria Hospital's Department of Obstetrics and Gynecology and a McGill faculty member – his caregiving role is far from over. Since then, he has been volunteering with a project sponsored by the Society of Obstetricians and Gynaecologists of Canada and the International Federation of Gynecology and Obstetrics. His first experience was in Kiboga, a small Ugandan village of 4,000 people that has only one hospital with no working

equipment or running water. There, Cooke established programs to decrease maternal morbidity and mortality rates and trained local medical staff to continue offering sound medical care. Cooke has also taken his expertise to Yemen, Kosovo and Sudan and is currently treating the Innu and Inuit in Labrador. In 2003, he was honoured with the Queen Elizabeth II Golden Jubilee Medal. "All my life I've been helped by others, so I want to give something back," says Cooke. "And I tell you, the rewards are great."



Lester McCallum (first row, middle) with former classmates from the Medicine class of '43B at Homecoming 2008

Member of McGill 1821 Society Honoured

Dean Richard Levin presented Lester McCallum, BA'37, MDCM'43, with a McGill 1821 Society lapel pin during Homecoming 2008. The McGill 1821 Society acknowledges individuals who have remembered the university in their estate plans. For more information, please see the advertisement on page 19.

Alumni Moments

Fred Seligman



From top: Eva Andermann receives her award from Harry Shizgal, BSc'59, MDCM'63; Joyce Boyd; Lily Cheung poses with John Lochead, BA'59, MDCM'63.

WE WANT TO HEAR FROM YOU!

Tell us about a career move, a recognition you've received or a contribution you've made to the health field.

To submit an alumni moment, please e-mail communications.med@mcgill.ca, phone 514-398-5283 or send a letter to:

**Faculty of Medicine Communications Office
McGill University, 3640 de la Montagne, Room 102
Montreal, Quebec, Canada H3G 2A8**

To read more alumni moments, please visit: www.medicine.mcgill.ca/alumnicorner/alumni_moments.

We also invite you to keep in touch with former classmates by submitting an alumni profile or updating a current one on our secure, password-protected website: www.medicine.mcgill.ca/alumnicorner/submitprofile.

Celebrating the Female Graduates of the Class of '63

Female graduates from the Medicine class of '63 were honoured with Maude Abbott Lifetime Achievement Awards at the 2008 Homecoming celebrations. These certificates, signed by Dean Richard Levin, were created by the reunion class committee to recognize and acknowledge the class of '63's female graduates. The recipients are: Eva Andermann, BSc'59, MDCM'63, MSc'66, PhD'72; Patricia Baird, BSc'59, MDCM'63; Joyce Boyd, MDCM'63; Lily Cheung, BSc'59, MDCM'63; Emily Kahlstrom, MDCM'63; the late Rosemary Elsie Peel Taylor, MDCM'63; and the late Janet Grant-Tyrrell, BSc'59, MDCM'63. A world-leading authority on congenital heart disease in the early part of the 20th century, Maude Abbott, BA 1889, MDCM'10, LLD'36, was a pioneer in breaking down the barriers for women who wished to enter the medical profession.

HELP YOUR CLASSMATES RECONNECT WITH MCGILL: BECOME A CLASS SECRETARY

The Alumni Relations Office is looking for graduates to act as liaisons between McGill and their class. Becoming a class secretary is an excellent way to keep in touch with McGill and your fellow alumni.

Specific responsibilities include:

- Collecting information about your classmates for inclusion on the Faculty of Medicine's website and in the alumni newsletter;
- Disseminating interesting McGill news to fellow alumni;
- Serving on your class reunion committee;
- Identifying other classmates willing to assist with reunions; and
- Committing yourself to this voluntary position for five years.

The Faculty of Medicine is delighted to announce that the following alumni have volunteered to serve as class secretaries for their graduating classes:

- Class of '57: John Lough, BSc'55, MDCM'57
- Class of '84: Richard McCarthy, MDCM'84, and Ian McCutcheon, MDCM'84

For more information or to nominate yourself as a class secretary, please e-mail alumni.medicine@mcgill.ca or phone 514-398-7686.

Key Dates

Medical Education Rounds

All Medical Education Rounds will be held at 4:00 p.m. in the Jonathan C. Meakins Amphitheatre, McIntyre Medical Sciences Building (5th floor), 3655 Promenade Sir William Osler, Montreal.

- February 5, 2009: Joseph B. Martin, DSc'94, former dean of Medicine, Harvard University
- April 23, 2009: Brian Hodges, director of The Wilson Centre, University of Toronto
- June 11, 2009: Symposium on Education in the Health Sciences

To register for these sessions, please contact the Faculty Development Office at 514-398-2698 or visit www.mcgill.ca/medicinefacdev.

Physical and Occupational Therapy Public Lecture

Leadership and Vision: The inaugural lecture of the Edith Aston-McCrimmon Lecture Series

Martha Piper, PhD'79, DSc'98, former president and vice-chancellor, University of British Columbia
January 25, 2009, 10:00 to 11:00 a.m., followed by a champagne reception
Palmer Howard Amphitheatre, McIntyre Medical Sciences Building (6th floor), 3655 Promenade Sir William Osler, Montreal

For more information and to register, please call 514-398-4501 or e-mail admincoord.pot@mcgill.ca by January 18, 2009.

Programs in Whole Person Care Film Series

Films That Transform:

In Dialogue With Others on the Journey
7:00 p.m., Moyse Hall, McGill Arts Building, 853 Sherbrooke West.
Tickets are \$10 each (\$5 for students and seniors).

- February 24, 2009: *The English Surgeon*
- April 7, 2009: *The Diving Bell and the Butterfly*

Films will be followed by a panel discussion hosted by Tom Hutchinson, director of McGill's Programs in Whole Person Care, with members of the Faculty of Medicine and invited guests. For information or to make a reservation, please call 514-398-2298 or e-mail angelica.todireanu@mcgill.ca.

Centre for Continuing Medical Education (CME)

McGill's CME offers several series of fully accredited presentations for medical students, physicians, medical and surgical residents, and other health care professionals.

The Thursday Evening Learning Series features presentations on hot topics in medicine, delivered by leading health care professionals. The upcoming 2009 calendar will include talks on infectious disease, dermatology, cardiovascular medicine, complementary medicine, information technology, dietary supplements and more. The presentations will be held at the McIntyre Medical Sciences Building and can be viewed online as webcasts.

- January 8 to April 2, 2009, 6:30 to 8:30 p.m.

The CME also offers weekly rural Web conferences for health care professionals in remote areas. The interactive presentations are held each Wednesday (in English) and Thursday (in French) throughout the academic year, and are posted on McGill's CME website. More than 700 lectures are currently available online.

- January 14 to April 1, 2009, 12:00 to 1:00 p.m.

For more information about CME events and to register, visit www.cme.mcgill.ca or e-mail cme.specialevents.med@mcgill.ca.

Alumni Events

- New York Alumni Event with Dean Richard Levin
April 22, 2009, 6:00 to 8:00 p.m.
The Yale Club of New York City
50 Vanderbilt Avenue, New York City
To register, please call 514-398-RSVP (7787) or e-mail rsvp.med@mcgill.ca.

- Toronto Leacock Luncheon
June 5, 2009
For more details, please call 1-800-567-5175 or 514-398-5000.

Homecoming 2009

October 15 to 18, 2009
For more details, please visit www.medicine.mcgill.ca/alumnicorner and navigate to "Homecoming 2009 Schedule of Events."

Bequests and other
planned gifts for
McGill University

The Gift of a Lifetime

**How does a planned gift work?
Is there any financial benefit
to the donor who makes one?**

A planned gift is a charitable donation arranged during a donor's lifetime but not available to McGill until sometime in the future. The most common type of planned gift is a bequest, but it is just one of many types.

A bequest to McGill University may serve to reduce, by means of a tax credit, the income tax payable by the donor's estate. A planned gift may eliminate or reduce tax on capital gains when appreciated property is given.

For more information:

McGill University
Bequests and Planned Gifts
1430 Peel Street
Montreal, Quebec, Canada
H3A 3T3

plannedgifts.dev@mcgill.ca
tel.: (514) 398-3560
fax: (514) 398-8012
1-800-567-5175

www.mcgill.ca/alumni-planned



**ONE -
SEE WORLD.
TWO -
CURE HIV.**



Aleksandra Leligdowicz
Medical student
Rhodes Scholar

Get the whole story at
www.mcgill.ca/6words



McGill