



SUMMER 2002

McGill

MEDICINE

edition



Life Sciences Building: A Unique Research Milieu

THIS ISSUE

- 3 Centre for Medical Education
- 4 Life Sciences Building
- 6 Report from Admissions
- 7 McGill Luminaries:
Dr. Charles Philippe Leblond
- 8 Leading the Way
- 10 Development and Alumni
Relations
- 13 Class Legacy

Summer 2002

Editor

Nadine Saumure

Writer

Tod Hoffman

Contributors

Scot DeJong

Amy Ma

Amy Samsonovitch

Nadine Saumure

Design and Editorial Advisor

Helen Dyer,

Communications Associate,

McGill Development and

Alumni Relations

Layout

McGill Instructional

Communications Centre

Photography

Owen Egan

Nicolas Morin

Scot DeJong

Nadine Saumure

Proofreader

Jane Jackel

Faculty of Medicine
McIntyre Medical Building
3655 Promenade Sir William
Osler (Drummond)
Montreal, Quebec
H3G 1Y6

Tel.: (514) 398-3515

Fax: (514) 398-3595

www.medicine.mcgill.ca



*Dean of the Faculty of Medicine,
Abraham Fuks*

Dear Graduates and Friends,

I am delighted to share with you the Newsletter for the summer of 2002. We have launched a number of very exciting projects that are highlighted in this letter. The initiatives in the Centre for Medical Education will continue our commitment to curricular development for our students and to fostering a rich environment for clinical medical education at McGill. On the research front, our most exciting venture is the Life Sciences Building, a joint effort of the Faculty of Medicine, the Faculty of Science and the Research Institute of the McGill University Health Centre. This project, following on the heels of the expected opening of the Genomics and Proteomics facility in the fall of 2002, continues the development of one of the most exciting biomedical research environments in North America. These facilities will attract the next generation of outstanding research scientists.

We have a strong tradition in the life sciences and pay homage to one of McGill's research luminaries, Dr. Charles Philippe Leblond. He has been not only a wonderful innovator in cell biology, but is the teacher who is most remembered by the alumni that I meet on my visits throughout North America. It is clear that he transmitted to his students not only his zest for biology but also his enthusiasm for medicine as a discipline.

I am proud of the contributions of our students to the work of the Faculty and you will no doubt enjoy the article describing their role in the admissions process. Our ability to attract new students goes hand in hand with our efforts to recruit faculty members who will be their teachers in the classroom and mentors in research. We are immensely pleased with the accomplishments of our researchers, many of who received special awards and honors that are described in the newsletter.

Finally, I would like to thank all those alumni who came to celebrate Homecoming weekend with us. The 50th anniversary class enjoyed an especially wonderful evening with presentations by three illustrious graduates of the class. I invite all our alumni to participate in Homecoming this coming September and look forward to greeting you during that wonderful weekend of events. I would like to extend my personal thanks to all of you who continue to be the foundation of our support. It is your gifts, financial and moral, that help us develop our vision of excellence.

With best wishes for a healthy summer season.

Yours sincerely,

Abraham Fuks, BSc'68, MDCM'70
Dean, Faculty of Medicine

New goals and new directions

The Centre for Medical Education was founded twenty years ago with a mission of furthering our understanding of the scientific foundations of medical education, the delivery of health care, and the effective use of emerging computer-based medical technologies in education and practice. The main function of the Centre is to undertake scholarly research in medical education. "It is imperative," stresses newly appointed director Dr. Peter J. McLeod, "to take advantage of the most advanced scholarship in education to produce the best health care personnel that include doctors, nurses, occupational and physiotherapists and speech therapists."

McLeod has been an academic physician for the past thirty years, teaching medicine and pharmacology at McGill, while maintaining a practice in internal medicine at the Montreal General Hospital. Over the last fifteen years of his career, he has developed a strong interest in medical education, pursuing research and publishing on the subject.

"More and more we are looking for evidence that what we do as educators is having the desired effect," he says. This puts the onus on the Centre's members to demonstrate the validity of their proposed changes to conventional teaching methods. Often, such evidence is hard to come by because the ultimate test of a teaching method in medicine is whether patients are doing better several years down the road.

The Centre's associate director is Dr. Yvonne Steinert, a psychologist by training, who is also Associate Dean for Faculty Development. In the latter role, she carries the responsibility for overseeing the professional advancement of McGill's

teaching staff. The Centre has nine core members who are widely representative of the departments within the Faculty. The members were recruited because of their expertise and interest in medical education and, while still following their individual research interests, they also work as a group to devise projects that will benefit the entire faculty. These researchers devote approximately twenty percent of

their time to carrying out the Centre's mandate. In addition, there are another forty or fifty individuals who have an interest in the research and development work of the Centre and participate in Centre-related activities on a more informal basis.

"When I began teaching," recalls McLeod, "nobody ever asked me whether I knew anything about how to teach – I'd never taken an education course. Now we realize a person will be a better teacher with an understanding of basic pedagogy."

Classes in Medicine are gradually moving away from large lecture halls and into smaller group discussion sessions. There is also more emphasis on authentic and patient-based learning in hospitals and clinics. McGill's medical faculty is a popular choice among aspiring medical students because it begins clinical rotations during second year, while most other schools don't begin clinical rotations until later.

"We need to put more emphasis on clinical teaching, spend more time understanding how doctors learn with patients," McLeod says. "For example, more patients are being seen in offices, clinics, and other outpatient settings as the health care system moves away from hospitals. We need, now, to teach and learn under this paradigm."

In a hospital setting, medical trainees have a period of time during which to monitor, observe and learn from the evolution of the patient's condition. This contrasts dramatically with the kind of learning that takes place in an office environment, where students would have only a few minutes to examine, observe and diagnose. This difference in learning environment implies a need for a different kind of medical education.

The Centre for Medical Education provides a consulting service specifically designed to help educators to become better instructors. It is a resource for those wishing to discuss specific educational issues with experts in a given area, such as how to best assess student performance.

The role of the health care provider is becoming broader and extends beyond that of caregiver. Medical education must, therefore, also broaden its range to include the areas of management, professionalism, patient advocacy, and handling information.

"We have to try to account for all these other interests," says McLeod, who'll spend his three-year term as director pondering these and other issues.

*Dr. Peter J. McLeod,
new Director of the Centre
for Medical Education*



Life Sciences Building: A Unique



Top: Dr. Francesco Bellini

Centre: Dr. David Thomas,
Chair of Biochemistry

Bottom: Dr. Michel Tremblay,
Director of the McGill
Cancer Centre

Opposite bottom

Front row from left to right:
Dr. Morag Park (MUHC),
Dr. Michel Tremblay (McGill
Cancer Centre), Dr. Francesco
Bellini, Dr. Paul Lasko (Biology),
Dr. David Thomas (Biochemistry),
Principal Bernard Shapiro

Back row from left to right:
Dr. Hans Zingg (MUHC), PhD'83,
Dr. Emil Skamene (MUHC),
Dr. Keith Franklin (Psychology),
Dean Abraham Fuks

McGill has stood at the forefront of medical and scientific research for the last hundred years. However, the glories of the past are not enough to ensure this pre-eminence in the future. The University is experiencing a crisis through a lack of research space that has hampered its ability to acquire modern equipment and impedes the recruiting of new scientists.

The solution to this problem is the new Life Sciences Building (LSB), to be constructed between the McIntyre Medical Sciences and Stewart Biology Buildings. These three buildings together will form the McGill Life Sciences Complex, one of the major centres of life sciences research worldwide. This is the result of a new kind of partnership between the Faculty of Medicine, the Faculty of Science and the McGill University Health Centre (MUHC). A group of scientists drawn from these three partners, and led by Chair of the Biochemistry Department Dr. David Thomas, assembled a successful application to the Canada Foundation for Innovation (CFI), obtaining one of the highest rated and one of the largest single awards ever given to a university. In addition, the LSB has been funded by a generous private donation from Dr. Francesco Bellini, whose contribution was announced at a special reception held on April 10. The Life Sciences Building is scheduled for completion within two years. The donations from private and public funds have given the project new momentum and have invigorated McGill's life sciences community. New research and training programs are anticipated, and new faculty are being hired in anticipation of this major new initiative at McGill.

"This is crucial for the development of life sciences research at McGill," affirms Dr. Michel Tremblay, Director of the McGill Cancer Centre, who was among the leading figures responsible for the CFI grant application. "We cannot remain at the forefront without new infrastructure. The LSB is a wonderful solution to the biological sciences at McGill."

Research in the Life Sciences Building will be organized into themes, with participation of researchers from many different McGill departments. The strategically chosen themes are in cancer, genetics of complex traits, chemical biology, developmental and reproductive biology, and cell information transfer systems. As a facility used exclusively for research and training, the Life Sciences Building is a place where the most excit-

ing research will be conducted by a dynamic group of scientists who will determine the future direction of biomedical research.

Researchers in the Faculties of Medicine, Science and the MUHC will reap the benefits of research and enhanced facilities in the Life Sciences Building and the Life Sciences Complex as a whole.

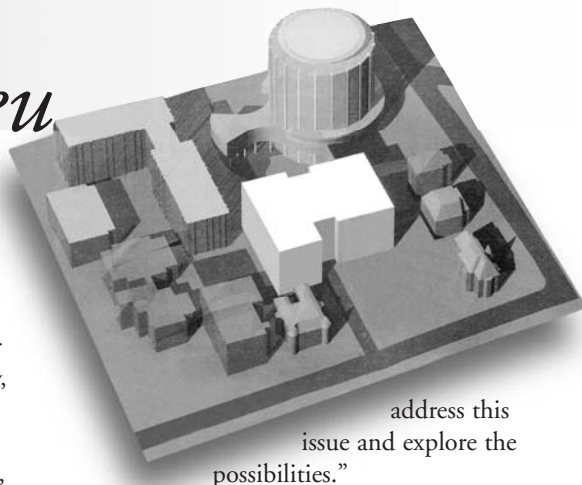
"The key to leadership in research is to foster the exchange of ideas among talented individuals," stressed Dr. Thomas, who was the principal applicant on the successful CFI application. This has already brought \$42.5 million to McGill; together with private donations and governmental contributions the total is expected to exceed \$70 million. "Innovative ideas emerge from scientific collaboration, which requires that you bring the best people together and give them the opportunity to meet and talk and share. This is how we will foster new discoveries and new applications of these discoveries that will have an impact on our understanding of disease. The point is for the research not to end in the laboratory, but to make its way into the clinic." Thus, in keeping with the existing model of McGill, it is expected that the LSB will spin off new biopharmaceutical companies.

"For the cancer team we are combining researchers from the McGill Cancer Centre and the Molecular Oncology Group. This will represent one of the best fundamental and dynamic cancer research groups in Canada," says Tremblay. "One of our key research challenges will be breast cancer, a disease that is particularly complex. It remains a huge societal problem, but our understanding of its causes are still primitive. With the scientific resources and infrastructure that will be available to us in the LSB, we will find and develop new targets for new therapeutic approaches." An example of the new research tools that will be available in the LSB's animal holding facility is transgenic mice developed by Dr. William Muller of Molecular Oncology for use as models in breast cancer research.

The University has already launched an aggressive recruitment drive to hire sixty new principal investigators over the next three years, some three-quarters of whom will have laboratories in the new Life Sciences Building. The remainder will be housed in the existing buildings of the Life Sciences Complex (McIntyre Medical Sciences Building and Stewart Biology Building).

"We can't attract the best people unless we can show them the best support and infrastructure for their research," Thomas emphasizes. He adds,

Research Milieu



“To attract top scientists to McGill, we already provide them with outstanding colleagues and students, but we have to give them an outstanding facility, a great place for them to be productive and competitive. Now, with the LSB, we can do that.”

The Life Sciences Building will provide state-of-the-art laboratories in bioinformatics, chemistry, instrumentation rooms, and modern animal facilities. Facilities for high throughput screening of chemical compounds against new disease targets generated at the Montreal Genomics and Proteomics Centre will be located at the LSB. Sophisticated robotics systems have been funded, as well as combinatorial and medicinal chemistry facilities. The ultra-modern building will thus incorporate state-of-the-art facilities for environmental control, safety and sophisticated equipment.

“This will certainly rejuvenate research at McGill,” says Thomas enthusiastically. “By centralizing resources and giving our colleagues a highly supportive infrastructure, we will see an injection of new ways of thinking about science and its application.” In addition to the Biochemistry department and the Cancer Research Group, a large number of other departments will benefit from the new facility. They include Physiology, Pharmacology, Psychology, Chemistry, Biology and Microbiology.

This new University-based research institute is a departure from the general model of hospital-based research institutes for medical sciences. There are few life sciences, university-based research institutes in Canada, and in this regard, the Life Sciences Building represents a unique research milieu. Moreover, McGill has the experience and advantage of nurturing productive relationships between academic researchers and clinical practitioners at the MUHC. Thus the impact of the research on clinical sciences will be one of the most exciting aspects.

Tremblay is particularly excited about the prospects for the types of research that can be accomplished and the large topics that can be tackled within the context of the Life Sciences Building.

“Let us set the bar very high and begin asking the questions that test the limits of possibility. We have to study how to extrapolate from these models to mammals. By gathering people from a variety of disciplines, we can

address this issue and explore the possibilities.”

High-profile research will drive the activities in the Life Sciences Building. Fund-raising remains a highly competitive activity and granting agencies, corporations and private donors want to feel as if their contributions are going toward important discoveries. The researchers in the Life Sciences Building, and the Life Sciences Complex as a whole, together with their close association with clinical medicine and innovative biopharmaceutical companies, will have a major impact on fighting disease.

Tremblay is certain on this point. “We are creating an outstanding institution of which donors can be excited and proud and be confident that their contributions are being optimally used for effective research into major diseases.”

Having succeeded in attracting some of the financing to erect the building, fund-raising, nevertheless, will remain an ongoing challenge. Currently, the University is awaiting a response for an outstanding grant from Quebec’s Ministère de la recherche, sciences et technologies for the remaining construction costs.

“Equipment is constantly evolving and needs to be replaced and enhanced,” Tremblay affirms, “and we will have to keep up.”

“We need new training programs for the new generation of life scientists to tackle problems with new technologies. We must recruit and retain star scientists at McGill,” says Thomas.

New ways of thinking about science and new ways of doing science are being devised by our most creative thinkers and the LSB is the key element in their plans. The LSB will give McGill scientists the world-class infrastructure to engage in the most forward-looking and competitive research. Thus, McGill is positioning itself to remain at the forefront of biomedical research.

BUILDING FOR LIFE

The Francesco Bellini Life Sciences Building will be named after its lead benefactor, Dr. Francesco Bellini. The Montreal scientist and businessman has made an extraordinarily generous gift of \$10 million toward the new building. Dr. Bellini has long been at the forefront of biomedical research and has made a lasting impact on world health. Through BioChem Pharma, the Montreal-based firm he co-founded in 1986 that is now a part of Shire BioChem, Dr. Bellini catapulted Canadian biopharmaceutical research to global prominence. By the late 1980s, in collaboration with the late Dr. Bernard Belleau, a McGill graduate and chemistry professor, and Dr. Gervais Dionne, Dr. Bellini had developed and commercialized 3TC. The drug was the first anti-HIV compound. Today, 3TC remains the cornerstone of combination HIV/AIDS infection therapies.

In making his exemplary gift to the life sciences building, Dr. Bellini has renewed his commitment to improve society through advances in life sciences. “This gift is an investment in Montreal, an investment in the health and well-being of our society, an investment in our students and researchers and, ultimately, an investment in our future,” says Dr. Bellini. “Researchers are still so far away from making the breakthroughs needed to cure cancer, diabetes and other serious diseases. My hope is that major discoveries will be made in this dynamic new research building.”



Report on Admissions

Students Playing Key Role in Admissions Process

McGill's Medical students play an integral role at every level of the admissions process. They prepare handbooks, host prospective students who come to Montreal for interviews, and even conduct interviews themselves. Students have full voting status on the Admissions Committee and, once the admissions process is complete, they play a vital role in helping new students find their bearings at the University.

"I found that the process at McGill was so much more welcoming than at other universities," says Luc Pham of his experience as an applicant. Pham is a first-year med student from McGill's pre-med program and this year, he is helping to plan activities and give a new crop of prospective students a positive impression of the Faculty. "The students really take the time to reassure and create as stress free an environment as possible."

In 1999, Associate Dean of Admissions Dr. Phil Beck, MDCM'64, DipPsych'69, invited a focus group of new students to give him feedback on the admissions process. A series of joint faculty and student initiatives were introduced, and student involvement in admissions was increased. Faculty and students attended high school and CEGEP information sessions together, answering questions and talking about their individual university experiences. Student participation has expanded to the point where students and faculty are now contributing equally to the admissions process.

Beck heaps praise on the student participants, "They definitely play a key role. They have a different credibility from official recruiters and they've contributed a lot towards making the entire process more user-friendly. Applicants can feel they're getting the perspective of an equal, which is important because they're choosing us at the same time that we're choosing them. The purpose is to match students with an appropriate training."

Given the opportunity to meet students as well as faculty, applicants get a more comprehensive impression of the curriculum. Instead of coming away with the feeling that they've been handed the official line about the school, they gain a better appreciation for what their lives at the University will really be like.

For Delphine Tuot, a first-year student from Columbus, Ohio, who came to McGill via Stanford, "it was very meaningful to witness the level of student involvement. It really showed how much they love their school, to take the time to organize a whole weekend for us." Today, she is among the organizers, and she also assists in compiling the student handbook.

By the time applicants are invited for an interview, they have already demonstrated the academic qualifications to study medicine. There remains, then, to determine whether they are right for a medical career or whether, as Dr. Beck emphasizes, "a medical career is right for them." And this, he goes on, is a question that delves far deeper than the grades on a transcript. Equal weight is given to academics and personal make-up in evaluating an individual's candidacy once they have been selected for an interview.

Among the documents considered is a four-page autobiographical letter from each student. In it, they are expected to discuss their extra-curricular interests, their contributions to their community, and how they perceive themselves and the practice of medicine.

Karen Devon, a second-year student from Toronto who is one of the three student interviewers, stresses the importance of getting to know the personality of the applicant. It's a delicate undertaking because there is no strict formula for evaluating who has the best aptitude to be a doctor.

"I try to learn what's important to them in life, what has motivated them to go into medicine," she says. "I want to know if they're warm people, if they communicate well, if they have leadership and problem-solving qualities. Ultimately, I'm assessing whether they're the type of people I want as my peers at McGill."

This sums up the atmosphere of collegiality at McGill. Students and faculty share a proprietary feeling towards the University and a commitment to admitting those who will emerge as the best physicians.

*Karen Devon, BSc'00, MDCM'04,
Dr. Phil Beck, MDCM'64,
DipPsych'69, Luc Pham, MDCM'05,
Delphine Tuot, MDCM'05*



McGill Luminaries

Dr. Charles Philippe Leblond

When Charles Philippe Leblond, DSc'82, talks about the nearly sixty years he has spent teaching and researching anatomy at McGill, he exhibits an enthusiasm and intellectual energy that belies his age. Now in his nineties, Dr. Leblond looks back on a distinguished career that was recognized at his recent appointment to the upper echelons of both the Order of Canada (Companion) and the Order of Quebec (Grand Officer). At the same time, he continues to look ahead and to study, endlessly intrigued by how much there is still to learn about human biology.

Leblond first arrived at McGill in 1941. During World War II the native of Lille served the Free French cause in London. He returned to Montreal after the war and has remained a vital force in the University.

His life's work has been in histology, the study of cells and tissue at the microscopic level. He was instrumental in developing a technique which he called Radioautography (later renamed Autoradiography). This technique is used to localize radioactive substances within sections of tissue, and can be used to pinpoint the sites of protein production within cells. The radioactive proteins thus formed can then be tracked over time. "With the experiments we performed on mouse tissues, we were able to determine that proteins were synthesized constantly by the cells throughout the body," he recalls. A similar approach confirmed that DNA was stable, except when being duplicated just before cell division. Yet DNA was constantly producing RNA in the cells throughout the body.

He went on to undertake groundbreaking research on the regeneration of human cells, discovering, for example, that the lining of the gastrointestinal tract is continuously regenerating itself – the cells lining stomach and intestine are shed and replaced within about four days, for example. The results of his work have produced a far more detailed and comprehensive understanding of how normal tissue functions. Knowing how a cell is supposed to behave provides insight into how things can go wrong in the organism. "We recognize that many of the tissues that develop cancer are those that renew themselves frequently," Leblond elaborates.

In the early days of his career, Leblond discovered that it was not enough to be a scientist. In



order to teach histology effectively, one also had to be an artist. He recalls being in the lecture hall at least half an hour before every class to execute the meticulous colour drawings of cells he needed to illustrate his lessons.

Dr. Yves Clermont, PhD'53, who studied under Leblond in the early fifties, is engaged in digitizing old slides and photographs to create a comprehensive atlas of histology. It is the first project of its type to use digital images and, when complete, will be available in both print and CD-ROM formats.

Leblond, who served as Chair of the Anatomy Department from 1957 to 1974, took his official retirement a dozen years ago, but maintains an office in the Strathcona Building where he works one day a week. Over the course of his career, 120 graduate students completed theses under his direction. Those who studied with him can be found in universities, hospitals and research institutions all over the world.

His zest for life is all-encompassing. Two years ago, his wife of sixty-four years passed away. Refusing to accept the notion of being without companionship for the rest of his life, he has embarked on a brand new phase, having remarried earlier this year. Leblond is still an active researcher, and is currently working with Dr. Eunice Lee at the Shriners' Hospital for Children. Their aim is to discover how the cartilage precursors of bone in the fetus eventually become bone. Leblond explains, "Thus, while the epiphyses of long bones are initially composed of cartilage, enzymes dig out canals whose ends eventually fuse to give rise to the local marrow cavity. Our group identified the enzymes and the cells that give rise to them. Thus we learn more about how the process occurs."

An abiding curiosity about how the body functions brought Leblond to – and keeps him at – the forefront of the study of anatomy.

He advises students today to "study every opportunity, learn from every situation. If your little sister has problems with her teeth, observe the condition carefully, watch how it progresses. Always, above all, be precise."

Faculty Update

Leading the Way!

The federal government recently established the Canada Research Chairs (CRC) program to help Canadian universities attract and retain outstanding scholars at both the senior and junior levels.

The Chairs have been allotted to universities on the basis of the success of their professors in garnering research grants from the main federal granting agencies. Thanks to the high success rate of McGill professors, the University is expected to receive 162 CRCs over the next five years.

Most universities are using their funds from CRC to tend to their home front, by supporting their own star researchers. This is where McGill stands out – the University decided to use its share of CRC solely to recruit new professors and to match every CRC position by creating James McGill Professors and William Dawson Scholars to recognize its star researchers.

In doing so McGill will not only attract new researchers and professors but will also retain and reward its existing faculty. The McGill/Dawson program is designed to identify and recognize outstanding McGill faculty members with distinguished records of scholarship and research, essentially, scholars who will provide strong examples of leadership to their colleagues.

In 2002, eight James McGill Professors were created in the Faculty of Medicine, as well as seven Dawson Scholars. They are:

And kudos go to:

- DR. GEORGE KARPATI (Neurology and Neurosurgery) has been named Officer of the Order of Canada.
- DR. MARGARET R. BECKLAKE (Epidemiology and Biostatistics) recently received the World Lung Health Award at a ceremony held at the annual meeting of the American Thoracic Society in San Francisco.
- DR. WENDY MACDONALD, BSc'66, MDCM'70 (Pediatrics), was awarded the Mead Johnson Nutritional Award of Medical Excellence for providing exceptional care, and demonstrating superior knowledge and teaching abilities.
- DR. BARRY PLESS (Director of Clinical Research) has been chosen as the recipient of the Ross Award from the Canadian Pediatric Society, for excellence of achievement in the field of pediatric research, education, child health care and child advocacy.
- DR. YVONNE STEINERT (Associate Dean - Faculty Development) has been awarded the APMC-Astra Zeneca Award for exemplary contribution to faculty development 2000-2001.
- DR. RAGHU VENUGOPAL, BSc'96, an emergency medicine resident, will take one year's leave from his residency at McGill University to study emergency public health in England. He has received an Ambassadorial Scholarship from the International Rotary Foundation to attend the Queen Elizabeth Centre for Development Studies at Oxford University.

CONGRATULATIONS TO:

- DR. REBECCA FUHRER was appointed Chair of the Department of Epidemiology, Biostatistics and Occupational Health on January 1, 2002.
- DR. HARVEY GUYDA has been reappointed Chair of the Department of Pediatrics effective January 1, 2002.

JAMES MCGILL PROFESSORS

- Dr. Douglas Arnold (Neurology and Neurosurgery)
- Dr. Eduardo Franco (Epidemiology and Biostatistics)
- Dr. Claire Infante-Rivard (Epidemiology and Biostatistics)
- Dr. Celeste Johnston (School of Nursing)
- Dr. Michael Kramer (Epidemiology and Biostatistics)
- Dr. Nancy Mayo (School of Physical and Occupational Therapy)
- Dr. Bernard Robaire (Pharmacology and Therapeutics)
- Dr. Nahum Sonenberg (Biochemistry)

WILLIAM DAWSON SCHOLARS

- Dr. Armen Aprikian (Surgery)
- Dr. Kathleen Cullen (Physiology)
- Dr. Andrew Karaplis (Medicine)
- Dr. Danielle Malo (Human Genetics)
- Dr. Peter McPherson (Neurology and Neurosurgery)
- Dr. Bruce Pike (Neurology and Neurosurgery)
- Dr. Jacquetta Trasler (Human Genetics)



*Above:
Dr. Celeste Johnston,
BN'70, DEd'79*


*Right:
Dr. Nahum Sonenberg
at work in his lab.*

*Below:
Dr. Kathleen Cullen
in her laboratory.*

HERE'S A LOOK AT THE WORK OF TWO OF OUR JAMES MCGILL PROFESSORS:

Celeste Johnston, School of Nursing

Dr. Johnston has both a Bachelor of Nursing (1970) as well as a Doctorate in Education (1979) from McGill. For the past ten years, she has conducted research on pain experienced by hospitalized patients, especially infants and children. She is currently the principal researcher on four studies: Effects of maternal comfort on preterm neonates; Cutaneous flexion reflex as a measure of pain in preterm infants; Coaching one-to-one for pain practices of pediatric nurses; and Patient pain manifesto. Results from these studies are likely to have an impact on recovery time and cost of patient care, as well as patient comfort and well-being.



Dr. Nahum Sonenberg, Department of Biochemistry

Dr. Sonenberg received his BSc and MSc (Microbiology and Immunology) from Tel Aviv University. Upon completing his PhD (Biochemistry) from the Weizmann Institute of Science (Rehovot, Israel), he joined the Roche Institute of Molecular Biology in Nutley, New Jersey, with a Chaim Weizmann postdoctoral fellowship. He joined McGill University in 1979.

Dr. Sonenberg's primary research interests have been in the field of translational control. He identified the mRNA 5' cap-binding protein, eIF4E, in 1978. He and his colleagues have continued to study the factors that recruit ribosomes to the mRNA. He discovered the IRES mechanism of translation initiation in eukaryotes, and the regulation of cap-dependent translation by eIF4E binding proteins. Recently, while investigating an eIF4E binding protein to determine if it played a role in the development of cancer in mice, he and his colleagues inadvertently found that the protein played a role in the metabolism of adipose tissue, and Dr. Sonenberg's research focus now includes the study of obesity.


Dr. Sonenberg's primary research interests have been in the field of translational control. He identified the mRNA 5' cap-binding protein, eIF4E, in 1978. He and his colleagues have continued to study the factors that recruit ribosomes to the mRNA. He discovered the IRES mechanism of translation initiation in eukaryotes, and the regulation of cap-dependent translation by eIF4E binding proteins. Recently, while investigating an eIF4E binding protein to determine if it played a role in the development of cancer in mice, he and his colleagues inadvertently found that the protein played a role in the metabolism of adipose tissue, and Dr. Sonenberg's research focus now includes the study of obesity.

HERE'S A LOOK AT ONE OF OUR DAWSON SCHOLARS:

Dr. Kathleen Cullen, Department of Physiology

With a BA in Bioengineering and a BSc in Neuroscience, both from Brown University, Dr. Cullen went on to the University of Chicago, where she graduated with a PhD in Behavioral Neurophysiology. Upon completion of her doctorate, Dr. Cullen moved to Montreal to pursue post-doctoral studies.

The goal of her research is to understand how the motor systems that control gaze, balance and posture interact as we explore our world. In particular, her research has addressed the question: How does the brain coordinate movements of the eyes, head and body as we move through our environment so we can perform our daily activities? This work will advance the understanding of common disorders such as vertigo, vestibular disorientation, and motion and space sickness.



Development and Alumni Relations

Yet another academic and fund year has come and gone. It is time once again to report on a few of the many highlights in a year that has caused us all to reflect on what is most important in our lives.

In the Winter 2001-2002 edition of the newsletter we featured some of our alumni who returned in October for Homecoming 2001. Despite concerns over travel, most alumni functions were well attended. A major highlight of this year's homecoming was the Medicine'51 50th anniversary celebration, presided over by Master of Ceremonies **Dr. Hugh Brodie**, BSc'49, MDCM'51. The event featured presentations from a number of distinguished class members: 1981 Nobel Prize winner **Dr. David Hubel**, BSc'47, MDCM'51, DSc'78; former Minister of Health and past President of CP **Dr. Maurice LeClair**, BSc'49, MDCM'51, and celebrated cardiologist **Dr. Isadore Rosenfeld**, BSc'47, MDCM'51, DipIntMed'56, DSc'98, who was named a "Citizen of the World" in 1999 by the Hospitality Committee of the United Nations Delegates.

The Class of '76 continued the 25th anniversary class tradition of hosting a Medical Seminar on the Friday morning of Homecoming. Eight members of the class spoke on topics as diverse as "Medical Issues in Refugees" (**Pierre Dongier**, MDCM'76) and "Confidentiality" (**Irwin Kleinman**, BSc'72, MDCM'76, DipPsych'86). **Dr. Heather Milliken**, MDCM'76, dedicated her presentation to her father, **Dr. Frederick W. Lundell**, MDCM'51, Dip Psych'56, who passed away earlier in the year. A special thanks to class members **Richard Fraser**, BSc'69, MDCM'76, **Lorraine Bell**, BSc'72, MDCM'76, and **Joe Dylewski**, MDCM'76, for putting together such a memorable tapestry of speakers and topics.

At right is a list of the representatives of the classes that returned for Homecoming 2001.

This past year, through the generosity of graduates and friends of the Faculty, the Faculty established a number of endowed chairs. In the fall, **Colin J. Adair**, BA'65, established the Adair Family Chair in Surgical Education to honour the memory of his brother, Ross Adair, who was a surgical resident at the Montreal General Hospital in the late '60s.

H. Arnold Steinberg, BCom'54, LLD'00, and his wife, **Dr. Blema Steinberg**, BA'55, PhD'61, along with an anonymous donor, established a University Chair in Early Childhood Development. **Dr. Ron Barr**, MDCM'73, of the Montreal Children's Hospital is the first chair holder.

The **Henry and Berenice Kaufmann Foundation**, longtime supporters of the Faculty of Medicine, established the Dr. Joseph Kaufmann Chair in Geriatric Medicine. **Dr. Howard Bergman**, BSc'67, MDCM'69, Director, Division of Geriatric Medicine at McGill University, was named the first chair holder.

In March of this year, **Dr. Leon Glass** was named the first holder of the Isadore Rosenfeld Chair in Cardiology. The chair was made possible by a gift from **Dr. Isadore Rosenfeld**, BSc'47, MDCM'51, DipIntMed'56, DSc'98, and his friends.

List of Class Representatives

Special thanks go to the Class Representatives who made Homecoming 2001 such a great success:

Class of 1941 — Henry J. Scott

Class of 1951 — Hugh Brodie and Anthony Dobell

Class of 1956 — Peter Macklem

Class of 1971 — Saul Frenkiel and Robert Orford

Class of 1976 — Rick Fraser and Paul Dorian

Class of 1981 — Simon Wing, Doug Dalton and Nancy Epstein

Class of 1986 — Suzanne Levitz

Class of 1996 — Salim Abou-Khalil

We also wish to thank the classes that have decided to commemorate their anniversary by raising funds to support the activities of the Faculty. The Classes of 1951 and 1976 will raise funds to help with the Faculty's emerging needs. The Class of 1971 is raising funds for the Student Travel Scholarship they established at a former Homecoming. Finally, the Molson Informatics Project will benefit from the generosity of the Class of 1981.



Thank you to **Dr. Mark B. Abelson**, BSc'66, MDCM'70 and **Annalee Abelson**, PhD'81 for hosting a reception and dinner for McGill Medicine Alumni in Boston on April 16. This delightful evening was attended by graduates of classes from 1951 to 2000. The event was a great success, with alumni sharing McGill memories and forging new connections.

A gift from the **Richard and Edith Strauss Canada Foundation** is funding research into "Difficult Asthma" under the leadership of Dr. James G. Martin, Director of the Meakins-Christie Laboratories. In the six months since the start of the project, Dr. Martin has reported the gift has been a catalyst for research collaboration with other clinical facilities in Quebec.

As we go to press, the Alma Mater Fund campaign year 2001-2002 has not yet ended. We are, however, pleased to note that graduate support continues to be strong, with a graduate contribution rate for the year so far at 32.5%. This is second only to Dentistry, who can boast a 32.9% participation rate. The Faculty is truly fortunate to be able to celebrate such loyal and supportive graduates. Thank you all for your continuing support of the Faculty's annual Alma Mater Fund appeal.

Finally, some personnel news: Amy Ma, the Development and Alumni Relations Associate, will be away on maternity leave for this year. She and her husband François are the proud parents of son, Félix. We are delighted to have Amy Samsonovitch on board to support the Faculty's Alma Mater Fund and Alumni Relations activity in Amy's absence. Amy brings with her the experience she gained as Development and Alumni Relations Coordinator in the Faculty of Music.

On behalf of the staff of the Faculty of Medicine's Development and Alumni Relations Office, I extend to you my best wishes for a safe and enjoyable summer.

Scot DeJong
Executive Director, Development

Clockwise from top left:
Dean Abraham Fuks, Dr. Louise Nasmith, MDCM'78, MED'94, Marion Greenwood, BA'42, Dr. Howard Bergman, BSc.'67, MDCM'69, Dr. Robert M. Levine, BSc'40, MDCM'42, Dip Surgery'51, Gary Waxman, BA'70, BCL'73, LLB'74

Dr. Isadore Rosenfeld, BSc'47, MDCM'51, DipIntMed'56, DSc'98, Dr. Leon Glass, the Isadore Rosenfeld Professor in Cardiology, Chancellor Richard Pound, BCom'62, BCL'67, Dean Abraham Fuks

Dr. Tanya Doan, BSc'97, MDCM'00, Dr. Mark Rudolph, MDCM'00, Dr. Jay Jiguang Zhu, MDCM'99, Dr. Mark Abelson, BSc'66, MDCM'70, Dr. Robert Commito, MDCM'85

Colin J. Adair, BA'65, Dean Abraham Fuks

Alumni News

Homecoming 2002

We know that most of you are soon going to be taking vacations, but we wouldn't want you to miss out on this fall's Homecoming. If you graduated in a year ending in either 2 or 7, you will be celebrating your graduation this year.

Currently, the classes of 1947, 1952, 1957, 1962, 1967 and 1977 have confirmed their attendance. For your convenience we have posted class letters on the Faculty of Medicine's Alumni web site at

www.medicine.mcgill.ca/corner/HC2002/default.htm. You can also visit McGill's Homecoming web page at www.mcgill.ca/homecoming.

If your class is not listed and you would like to help to organize your class reunion, please don't hesitate to contact Kathy Bowman at (514) 398-3554 or at kathy.bowman@mcgill.ca and she will gladly help you.

Remember that it's never too late to join the fun! See you there.



Yes, the phones were ringing in March and April!

Thanks to our alumni and student volunteers who helped make the regional phonathons in Montreal, Toronto and Vancouver such a success. The Montreal Group raised over \$28,000 in a single evening! Thanks also to all of our alumni who made their Alma Mater Fund gift this year. Your donations and participation are important, and are a great source of encouragement to students and staff in the Faculty.

If you missed our call and would like to make a gift, don't hesitate to contact our Development and Alumni Relations Coordinator, Amy Samsonovitch at (514) 398-1299 or at amy.samsonovitch@mcgill.ca.

Thanks to our volunteers for all their hard work!



Top: Left to Right: Genevieve Buser, MDCM'04, Tereza Martinu, MDCM'02, Amy Ma, Development and Alumni Relations

Left: Left to Right: Lysanne Campeau, MDCM'05, Mark Corden, VP Finance MSS, MDCM'04, Genevieve Buser, MDCM'04, Scott Owen, BSc'01, MDCM'05, Dr. Mimi Belmonte, BSc'48, MDCM'52, Adam Hoffman, MDCM'05, Dean Abraham Fuks, Bill Stansfield, MDCM'02, Dr. Colin Rose, MDCM'71, PhD'76

Class Legacy

Every year McGill celebrates its alumni during Homecoming. The Faculty of Medicine has always been very privileged to have a high level of support from its graduates. Classes often decide to celebrate their anniversaries by making a Class Reunion Gift, and these gifts fund projects such as scholarships, bursaries, lectures, emerging needs and special projects.

For example, thanks to support from the Molson Foundation and the Class of '81, the McGill Molson Medical Informatics project team has just completed development of the electronic medical undergraduate curriculum. The McGill e-curriculum integrates multimedia images, animations, audio tracks and videos with mainstream material, using new technologies to enhance teaching and learning at the medical school. Currently, lectures from the first eighteen months of the program are available, including all of the Basis of Medicine and the Introduction to Clinical Medicine. Student

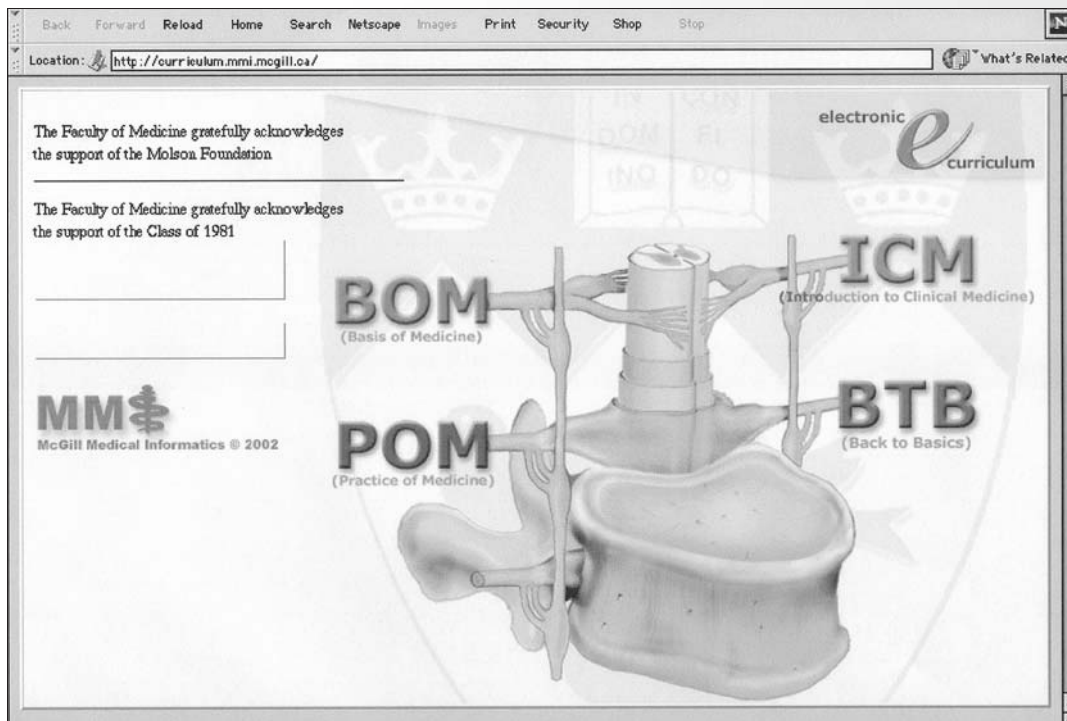
handbooks and scheduling information are also included.

The site is password protected, but general access to a "Media Sampler" provides a quick preview of the project. Once the e-curriculum is complete, work will begin on creating and adding interactive quizzes and clinical simulations. The e-curriculum is used by students and faculty, and will shortly be available in CD-ROM format.

You can access the Medical Informatics' "Media Sampler" at <http://mmi.mcgill.ca/mmimediасampler2002/>

For more information, contact Nancy Posel, the project manager, at (514) 398-2077 or via email: nancy.posel@mcgill.ca

If you are planning a reunion in the next couple of years and would like to organize a special class gift to McGill, please contact Amy Samsonovitch at (514) 398-1299 or via email: amy.samsonovitch@mcgill.ca



The homepage of McGill Medical Informatics, for students and faculty.

Hot off the Press



Dr. David R. Colman, new Director of the Montreal Neurological Institute

McGill attracts prominent American scientist as new Director of the MNI

After a worldwide search, the renowned Montreal Neurological Institute (MNI) of McGill University has a new director, David R. Colman, PhD, a prominent U.S. scientist recruited from the Mount Sinai School of Medicine in New York. Dr. Colman will hold the Wilder Penfield Chair as Professor of Neurology and Neurosurgery at McGill.

Principal Bernard Shapiro praises Dr. Colman as a man of great vision who intends to work with his new colleagues not only at McGill but also at the many other neuroscience centres in the city to make Montreal “the neuroscience capital of the world.”

Principal Shapiro states, “He has a compelling concept of the future and is determined to build on the MNI’s strengths to advance neuroscience and patient care in this city.”

Led by the Dean of Medicine, Abraham Fuks, the search committee conducted a global search to fill the MNI position. “We interviewed a number of immensely well-qualified candidates and we strongly believe that Dr. Colman is the right individual to lead Canada’s premier neuroscience institute into the new century. He has an outstanding international reputation as a scientist, and it is a real coup for McGill University and our city to have attracted him and his family to join us,” says Dean Fuks.

For more information: www.mni.mcgill.ca/announce/colman.htm
www.mcgill.ca/reporter/14/colman/

Congratulations to our faculty!

The Faculty Honour List for Educational Excellence was initiated in 1998. It recognizes outstanding contributions to the Faculty of Medicine in the areas of teaching, educational leadership and innovation, faculty development, and research and scholarly activity within the Faculty of Medicine. The following individuals were named to the 2001 Faculty Honour List for Educational Excellence:

Miriam Boillat, MDCM’83,
Colin Chalk, MDCM’84,
Mark Featherstone, PhD’86,
Richard Fraser, BSc’69, MDCM’76,
Stuart Glaser, BSc’70, MDCM’74,
Phil Gold, BSc’57, MDCM’61, MSc’61,
PhD’65, Ervin Podgorsak, Linda Snell,
Moshe Szyf and Ted Tewfik.



COMING EVENTS IN THE FACULTY

June 13, 2002
Annual Symposium on Education
in the Health Sciences
Meakins Amphitheatre, McIntyre
Medical Sciences Building

June 27, 2002
Collège des Médecins du
Québec’s swearing-in ceremony
for residents who have chosen to
practice in Quebec

August 14, 2002
Registration and orientation for
the students accepted in Med-1

November 6, 2002
Osler Lecture, followed by the
Osler Banquet. Guest Lecturer:
Professor Uwe Reinhardt.
For more information contact
Stella Zoccalli at (514) 398-6033
or via email at ssom@mcgill.ca

HOMEcomings 2002

September 26-29, 2002
Homecoming
www.mcgill.ca/homecoming/

September 27, 2002
Medical Seminar presented by
the members of the Class of 1977

September 27, 2002
Leacock Luncheon in Montreal
www.mcgill.ca/homecoming/

MEDICAL SCHOOL APPLICATION DEADLINES FOR AUGUST 2003

November 15, 2002
For applicants whose residence is
outside of Quebec

November 15, 2002
For all applicants to the MD-PhD
and MD-MBA programs

January 15, 2003
For residents of Quebec applying
to the four-year program

March 1, 2003
For residents of Quebec applying
to the Med-P program



Many exciting and valuable initiatives in the Faculty of Medicine are made possible with the generous support of graduates and friends of the Faculty. Gifts help support teaching, research, fund outstanding undergraduate and graduate students, create new learning environments and enable the Faculty of Medicine to stay at the forefront of medical education and research.

If you would like to be a part of these exciting plans by making a gift to the Faculty of Medicine, one of these options may be of interest to you:

Donations of Stocks or Listed Securities

You may consider transferring stocks to the Faculty of Medicine as a way to reduce capital gains through donations.

In Memory and In Honour Gifts

You can keep the memory of deceased relatives and friends alive through a memorial gift. You can also honour a friend, or commemorate a family member's special occasion through our In Honour gifts.

An Investment through a Major Gift

Major gifts are large investments in the Faculty of Medicine's educational and research programs. A major gift can be made in one single payment or by installments over a number of years. It is also possible to endow your gift, which will fund a specific project in perpetuity.

Your gift makes a difference! For more information contact Scot DeJong, Executive Director, Development at (514) 398-8314, via email at scot.dejong@mcgill.ca or by mail at:

*McGill University
McIntyre Medical Sciences Building
3655 Promenade Sir William Osler
Montreal, Quebec
H3G 1Y6*

The gift of a lifetime

Ken and Eileen Cambon: a 50-year bond with McGill Medicine



It was the start of a beautiful friendship, as they say – in fact, two beautiful friendships. Ken and Eileen Cambon met as medical students at McGill and married in 1949, while still in school. In 1951, they graduated together from McGill Medicine. Fifty years later, their relationship with the Faculty of Medicine is also still going strong.

“We were very well trained,” Ken says of their education at McGill. That training helped them deal with challenges like a two-year stint as part of a small staff at a 200-bed hospital in what was then British Guiana. “It was right in the jungle,” Ken remarks. “We did everything there.”

The couple then went on to Texas and to London, England, for training in their areas of specialization – ear, nose and throat in Ken’s case and ophthalmology for Eileen. They later settled in British Columbia, and distinguished careers followed, with Ken being named a Professor Emeritus at UBC, and the University of New Brunswick conferring an honorary Doctor of Science degree on Eileen.

The Cambons have stayed involved with their Alma Mater: attending class reunions, even holding one in their home; donating regularly to the Faculty of

Medicine; and interviewing prospective students on the faculty’s behalf. Now they have made a provision benefiting McGill Medicine in their wills, and they expect their involvement with what they call “the very best school in Canada” to continue.

The Cambons’ generosity is consistent with their belief in helping future generations of students. Ken is part of the large group of WWII veterans whose tuition fees were made more affordable by the federal government upon their return to Canada (he served as a rifleman in the Canadian Army and was interned in P.O.W. camps in Japan). He is adamant about making university education accessible. “I am quite upset to see that the cost of university education is getting too high,” he says. “That is keeping some very bright young people out of school, and I think that’s a shame.”

For more information on planned gifts and bequests, contact:

Susan Reid, McGill University
3605 de la Montagne
Montreal, Quebec, Canada H3G 2M1
Tel: (514) 398-3560, Fax: (514) 398-7362
Email: susan.reid@mcgill.ca

Please return undeliverable mail to
Retour des envois non-livrés à
In Focus Editor
3605 de la Montagne
Montreal, Quebec, Canada
H3G 2M1.