

Keep Your Zoom Up to Date

Zoom should be updated regularly to get the latest features.


On a computer

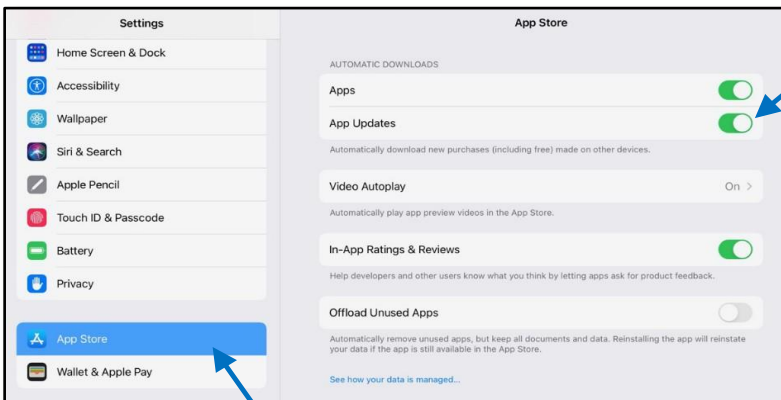
1. Click this link to the Zoom Download Center: zoom.us/download
2. Click the **Download** button to download and install the latest version.
If you get a security alert, Zoom is a safe application to download and install.

On an Android tablet or phone

1. Tap this link to the Zoom app on the [Zoom app for Android](#)
2. If it says Install, tap the **Install** button. If it says Open you are up to date.

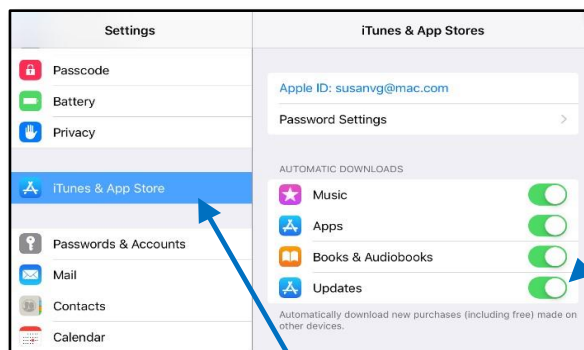
On an iOS device (iPad or iPhone)

1. Go to Settings on your device: 
2. On newer models scroll down to **App Store**
3. For older models scroll down to **iTunes & App Store** - see below.



Set App Updates on

Tap App Store



Set Updates on

Tap iTunes & App Store