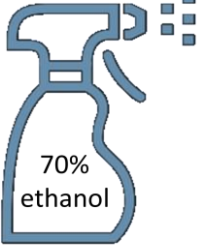



# DISINFECTION PROCEDURE





McGILL CHEMISTRY  
CHARACTERIZATION

## AFTER USING INSTRUMENT

1.  Apply the disinfectant to all touched areas including the following:
- Instrument surfaces
  - Sample holders
  - Workstations (kb, mouse, desk)
  - Chairs and armrests
  - Sample prep area

2.   
1 min
- Allow the disinfectant solution **1 minute** of contact time to work

3. 
- Wipe off any excess liquid with clean paper towel and discard in garbage

4. 
- Wash your hands with hand sanitizer or soap and water

THANK YOU FOR YOUR COOPERATION