

OSLER LIBRARY NEWSLETTER

McGill University, Montreal, Canada

No. 88-June 1998

H. Roche Robertson: A PERSONAL REMINISCENCE


No visitor to the Osler Library can avoid the presence of Dr. H. Roche Robertson. It is literally written on the walls. Directly to the right of the door into the McIntyre Medical Building is an elegant plaque recording the opening of the building

Training Building of the Allan Memorial Institute, the Stewart Biology Building, the Otto Maass Chemistry Building, the Roscoe Wing of the Royal Victoria College, New Chancellor Day Hall, the University Centre (familiarily known as the "William Shatner Building").... and the list goes on and on. Robertson not only changed McGill's outsides for ever, he also profoundly altered its inner life. His tenure as Principal saw enormous

the beneficiary of so much of his energy and attention, particularly in the years following the completion of his term as Principal, the Library is, in a sense, an extension of the energy and dedication to growth that marked the Robertson **years**. It, too, has Robertson's name written on its walls-specifically, on the walls of the H. Roche Robertson Room, the major rare books facility of the Library. That name, visible through the glass separating the Room from the Francis Wing, can also be seen on the computer screen when a researcher looks up a historic work in the Osler Library. The location code is "Robertson."

As with McGill in general, so with the Osler Library in particular: Dr. Robertson transformed it, both outside

This issue of the Newsletter honours two people who passed away in the early months of this year, and who in their time with us gave exceptional service to the Osler Library. The lead article, by Dr. Faith Wallis, sketches in very personal colours the Library's debt to Dr. H. Roche Robertson, long-time Curator, benefactor, and founding President of the Friends of the Osler Library. June Schachter recounts the career and achievements of Cécile Desbarats, who began as Dr. Francis' secretary, and ended, as Associate Osler Librarian, steering the Library almost single-handedly through its major move, and some very profound changes. There is plenty of other news as well, about exhibitions, honours, and matters Oslerian. We know Roche and Cécile would like it this way.



Roche Robertson in his home study.

McGill University Archives Photograph Collection PR 036249. Copyright/ photographer unknown.

in 1965. It is only one of many such tablets on campus, for no Principal of McGill presided over a building boom as extensive as that which Robertson directed in his eight years in office, from 1962 to 1970. The Leacock Building, the residences at the top of University Street, the Research and

growth in the numbers of both staff and students, as well as a fundamental shift in the way the University was both financed and governed. The McGill we have known for the past 35 years is the McGill Robertson built.

The Osler Library is a kind of microcosm of Robertson's McGill. Indeed, as

and in. The engine driving this work of transformation was the Friends of the Osler Library, which Dr. Robertson organized in 1972, and over which he presided until just a few years ago. In recent times, we have all become very accustomed to the idea that institutions of cultural value need "Friends". Friends of this or that worthy cause now flood our mailboxes with appeals, as public sources of funding evaporate and the costs of maintaining and cultivating these institutions grows. But in 1972, the Friends of the Osler Library was a "first" at McGill. Dr. Robertson put at its disposal his energy, his prestige, and above all, his formidable network of connections. In the first year, Robertson enrolled over one hundred Friends in the fledgling organization, and within a few years, the Friends were raising a very significant percentage of the annual income of the Library.

It was in the name of the Friends that Robertson inaugurated the Francis Wing, including the rare books room that now bears his name, in 1978. In his address (Osler Library Newsletter 28, June 1978), Dr. Robertson typically diverted the spotlight away from himself to lavish thanks and praise on the many people who had contributed to the expansion project. Indeed, it was not until the following Curators' meeting that the rare books room was officially named in his honour. Therefore few outside the inner circle of the Library were aware at the time of how much Dr. Robertson had done to make the Francis Wing a reality, quite apart from fund-raising through the Friends. His own contribution to the work was exceptional, in both the financial and the conceptual sense. But it was only the beginning.

When I first began working at the Osler Library in 1985, Dr. Robertson was already occupied with his next major initiative: persuading his graduating class in Medicine of 1936 to direct their 50th anniversary gift to the Library. He was, as usual, successful, and at Homecoming in September 1986, the Class of '36 presented to the Osler Library the generous endowment fund which its President, H. Rocke Robertson, had been instrumental in building up over the years (Osler Library Newsletter 53, October 1986). That endowment now pays for most of our purchases of rare and historic volumes, and finances the Osler Library Fellowships. In this way,

Medicine '36 made possible for the 21st century what Osler's bequest made possible for the 20th: the acquisition of new resources for the history of medicine, and the provision of means for their scholarly use.

I confess that in my early years in the Library, I thought of Dr. Robertson primarily as a kind of Santa Claus of cosmic proportions, who could by effortless magic produce gift-wrapped endowments and spin his and Osler's prestige into gold. It was only in 1989 that I discovered the inner springs of this passion for the Library. In the summer of that year, Dr. Robertson contacted me to inquire whether the Library would be interested in a set of the famous *Encyclopédie* of Diderot and d'Alembert. Of course, I leapt at the offer; but I was also puzzled and intrigued. How, and why, did Dr. Robertson acquire an *Encyclopédie*? At Dr. Robertson's invitation, Wayne LeBel and I drove to his beautiful Georgian farmhouse near Mountain, Ontario, to retrieve the gift. The house had a name - "Struan", which means "hearth" in Scots Gaelic - and on the hearth when we arrived was a delicious lunch prepared by Mrs. Robertson, served by a window looking out on her breathtaking garden. After lunch, Dr. Robertson toured us about the barns and the interior of the house. The last room we entered was the library, where the *Encyclopédie* lived. To my intense surprise and delight, I stood before the Bibliotheca Robertsoniana, a collection both comprehensive and wisely chosen of historical dictionaries. Dr. Robertson spoke about his early love affair with dictionaries, and with language and its history, as we opened volume after volume. When I told him that I had written my major research paper for the Licentiate in Medieval Studies in Toronto on the *Catholicon*, a 13th century Latin dictionary, Dr. Robertson hauled off the shelf a thick manuscript - his own scholarly notes on the history of dictionaries and turned to the chapter on the *Catholicon*! So I knew what the gift of the *Encyclopédie* to the Osler Library meant to him: he was giving us one of the jewels of a collection he had been building over a lifetime (Osler Library Newsletter 62, October 1989).

On my return to Montreal, I sent Dr. Robertson a copy of my *Catholicon* paper, and our correspondence on dictionaries took off. In 1991, Dr. Robertson published a delightful essay

in the October Newsletter on Osler's connection with the *Oxford English Dictionary*, in which he documented Osler's activities as a Delegate of the Oxford University Press during the period of the *Dictionary's* production, and examined the words in the *Dictionary* illustrated by citations from Osler. These included medical terms like "polynuclear" and "adrenaline", but also common words like "wash linen" and "white." That article remains one of my personal favourites, both for its content and for its meticulous research and unobtrusively elegant style.

Over the years, Dr. Robertson gave the Library other precious volumes, and worked quietly and effectively to secure us other, much needed, sources of funding. But he also gave of himself. His commanding common sense enlivened many meetings of the Curators, and his acute awareness of financial realities kept us alert to the necessity of investing as well as spending. But for me, speaking very personally, Dr. Robertson represented an ideal of scholarly integrity and personal nobility that matched perfectly the Library he had done so much for. I recall that at one luncheon following a Curators' meeting, we were talking over coffee and I let fall a remark about an absent third party which, I immediately realized, was quite mean-spirited. Dr. Robertson responded with a quiet expression of sympathy for the object of my spite, and the sword of shame went through me. The gesture was typical: he would not connive in malice, but instead of reproaching me directly, he simply called upon my own better feelings. The moment remains engraved in my memory as one of the greatest moral lessons of my life - doubly memorable for being so subtle and gentle. They say that large animals are seldom fierce, and in my experience, large men are very tender and kind. Physically, but in so many other ways as well, Rocke Robertson was definitely a man of stature.

Harold Rocke Robertson,
August 4, 1912 - February 8, 1998.

Miss Cécile Desbarats passed away, in her 91st year, on March 9th, 1998. She had served in the Osler Library first as secretary, then as Secretary-Librarian, and finally as Associate Osler Librarian.

Cécile Desbarats began her long career in the Osler Library in the autumn of 1942 when she was appointed part-time secretary to Dr. W.W. Francis, the first Osler Librarian. At that time they constituted the entire staff. A decade later she was working full-time, and in 1956 she became Secretary-Librarian Dr. Lloyd G. Stevenson, who had been Assistant Librarian 1954-1956, was appointed Dean of Medicine in 1956, and with Dr. Francis ill, Cécile was running the Library almost single-handedly at times. When the Library was dismantled and removed from the Strathcona Building to be reconstructed in the McIntyre Building in 1965(1), it was she who coped with the daily problems and made all the necessary decisions, with the encouragement and support of Dr. Wilder Penfield, (the Honorary Osler Librarian) and Dr. William Feindel (Honorary Associate Osler Librarian then, and Honorary Osler Librarian now). At the same time Cécile was in the midst of a complete recataloguing and reclassification project. She contrived to juggle all this without closing the Library to readers. On June 1st, 1966 she became Associate Osler Librarian, and she retired in May 1968 after 26 years of service, during which period the collection had grown from 9,000 to 22,000 items. By the time of her retirement the staff had grown to 6, and the Department of the History of Medicine (now the Department of Social Studies of Medicine) had come into existence.

Dr. Edward Bensley referred on one occasion to Cécile's cheerful willingness to assume responsibilities far beyond those commensurate with her official rank. On April 5, 1967, at the annual meeting of the Board of Curators, Dr. Donald Bates spoke of her services to the Osler Library, and remarked that "in having provided

continuity from Dr. Francis' time to the present, while supporting and encouraging changes which have become very necessary, Miss Desbarats has made the unique contribution of preserving the best of tradition while making the most of progress". On that same occasion, "Dr. Bensley moved an expression of appreciation on behalf of the Curators to Miss Cécile Desbarats for her devoted service to the Osler

Miss Wright's father, Dr. Henry P. Wright, (d.1899), shared rooms with William Osler when they were medical students at McGill. Marion and her widowed mother moved to Oxford in 1915, and the friendship between the two families continued. Later, Marion returned to Canada, and offered in the 1950s to work as a volunteer in the Osler Library. In that capacity, she worked with Cécile.

Cécile Desbarats played a unique part in the history of the Osler Library. The Board of Curators of the Osler Library, and the present staff members, remembering this with gratitude, extend their sincere sympathy to Miss Desbarats' family.

Reference

1. For an account of this move, see Dr. Lloyd G. Stevenson's article "The translation of the Osler Library from the Strathcona Building to the McIntyre Building", in the *Osler Library Newsletter*, no. 14, October 1973.



Library and the motion was heartily endorsed by all."

The passing of Cécile Desbarats severs an important link with the earlier years of the Osler Library. She had worked closely with the first Librarian, W.W. Francis, and eventually typed up his stories about and descriptions of many of the books in the collection, creating the typescript volume "Showman's Patter" (still an inexhaustible source of information

and entertainment). She also worked with a volunteer who had had a close association with the Osler family, Miss Marion Gertrude Wright (1896.1987).



Presentation of an autographed copy of Dr. Penfield's *The Torch* in 1968 on the occasion of Cécile's retirement. L. to r., Dr. Donald Bates, Dr. Wilder Penfield, Miss Cécile Desbarats.

A recent exhibition entitled "Eyes, Birds and Books, Casey Wood, 1856-1942": at the Osler Library, highlighted a few of the thousands of books and artifacts donated by this noted ophthalmologist, ornithologist and bibliophile, to the McGill Medical Library, the Osler Library of the History of Medicine and to the Blacker-Wood Library of Zoology and Ornithology.

Casey Wood's research into ophthalmology developed into an interest in the history of ophthalmology, comparative ophthalmology, the study of the eyesight of birds, and a passion for collecting books on these subjects. In 1917, after a successful career in ophthalmology, Casey Wood retired, and he and his wife Emma Shearer travelled extensively in British Guiana, India, Ceylon and the South Pacific, adding to and broadening the range of his collections. During this time he also translated into English many works of historical importance on his favourite subject.

In 1911 Wood presented a large collection of rare books and journals on the subject of diseases of the eye to McGill's Medical Library. This collection made McGill's Medical Library the foremost source for ophthalmology on the continent. In 1919 he established and endowed the Emma Shearer Wood Library of Ornithology at McGill University. He also persuaded his friends Robert Roc Blacker, and his wife Nellie Canfield, of Pasadena, California, to endow a Library of Zoology at McGill, which Casey Wood himself then developed. To the interest and commitment of these benefactors we owe the present Blacker-Wood Library of Biology

From the collecting institution's point of view, one of Casey Wood's outstanding virtues was his detailed documentation of each book and artifact. To open the display, we chose a photograph of Casey Wood from "Portraits of the Chairmen of the Ophthalmic Section, American Medical Association, 1878-1917", presented to Dr. Casey Wood (Chairman, 1898-99) by Dr. Derby of Boston. An album of photographs taken by the Woods' niece, Marjorie

Fyfe, during a trip to Ceylon in 1933, highlighted his travels. This album was opened at several excellent photographs of elephants working at a construction site. After introducing Dr. Wood, the exhibition divided into different categories: Arab ophthalmology and its influence on European ophthalmology, Ayurvedic medicine, a small selection on Chinese medicine and finally, ornithology. In all, we displayed 42 books and artifacts.

Arab medicine dominated the period from the 8th to the 12th centuries. Muslim, Jewish and Christian scholars translated Greek works and introduced Europeans to the knowledge of the Greeks. Ophthalmology was particularly advanced in the Islamic world principally in response to blindness which was a major affliction. Wayne LeBel chose 14 works illustrating Arab ophthalmology and its influence on Western medicine.

When he could not acquire or afford a particularly rare work, Dr. Wood would purchase a copy or arrange to have a photographic copy made for presentation to McGill. He also published his translations of many manuscripts. This is especially true of the *Tadhkirat*, or "Book of memoranda for eye doctors", by Ali ibn Isa, a celebrated Christian Arab oculist from early 11th century Baghdad. His textbook was for many centuries the leading authority on the subject. It describes 130 eye diseases, including several forms of trachoma and ophthalmia, diseases known to physicians of that area since antiquity. We displayed a 19th century copy, Wood's translation, published in 1936, and a 17th century manuscript commentary bought for Casey Wood by his friend the eminent ophthalmologist and translator Max Meyerhof.

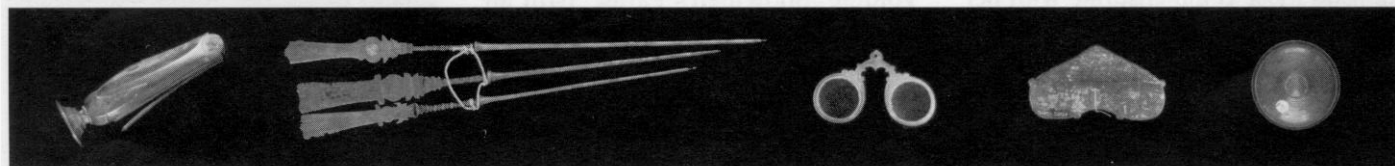
A photograph of a page of *De Oculis* by Benevenutus Grassus, translated into Middle English, is an example of a work regarded by Wood in the foreword to his translation of 1929 as, "for over five hundred years the most popular ophthalmic manual of the Middle Ages." Benevenutus Grassus, possibly a Jew from Jerusalem, was a professor at the medical school at

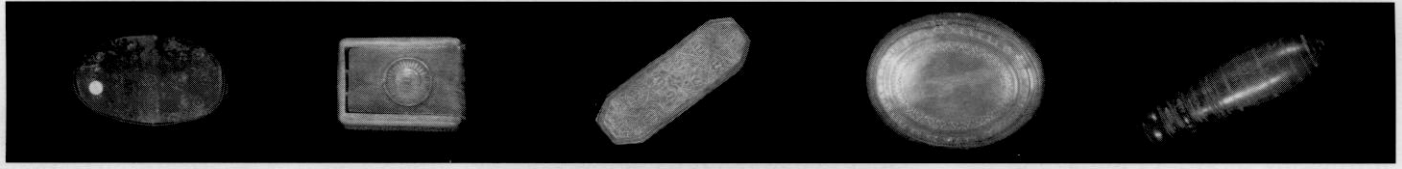
Salerno, founded early in the Christian era and a health resort since at least 200 B.C.

The publication *L'ophtalmologie de Mohammad Al-Ghafiqi* (Barcelona, 1933), by Casey Wood's friend, ophthalmologist and collector, Dr. Max Meyerhof, represents another example of Wood's desire for a comprehensive collection. This work is Meyerhof's translation into French of the guide to ophthalmology by Al-Ghafiqi, the 12th century pharmacologist from Cordoba, southern Spain.

Wood acquired a Latin version of the Venice 1489-90 printing of Avicenna's Canon, (the general and ophthalmic writings of the Arab physician Abu Ali Ibn Sina, [Avicenna, d.1037]) which that indefatigable collector Sir William Osler had failed to obtain. Avicenna had produced his Canon in response to the fact that neither the Greeks nor the Arabs had published a comprehensive book on medicine. Through its Latin translation the work became available to Western European medical schools. It was in use for hundreds of years and is regarded as one of the most significant achievements of mediaeval Arab medicine.

The next part of the exhibition displayed works in Catalan, German and English, largely translations of Latin adaptations of earlier Arab studies. John of Peckham (d. 1295), English physician and later Archbishop of Canterbury, is regarded as being the first to describe concave glasses and as having written the foremost textbook on optics in Britain, *Perspectiva Communis*. Our volume of another work by John of Peckham, *De oculo morali*, (Augsburg, c. 1476) bears traces of having once been chained. We drew on a modern reproduction of *Alcoati, libre de la figura del uyl...*, to display a Catalan text translated from Arabic by Joan Jacme (d.1384) from a 12th century manuscript. The Spaniard Alcoati (although his name Al-Quti may mean "the Goth"), wrote his text describing the eye in Arabic sometime during the 12th century. It was then translated into Catalan. We chose a plate from Wood's modern reproduction showing the shape of the eyeball and the nerves leading to it.





In 1600, Hieronymus Fabricius ab Acquapendente, anatomist and surgeon from Padua, discovered the hue position of the lens directly behind the iris. We displayed his *Tractatus anatomicus*, published in Oppenheim in 1613. A photographic copy of Eyn neues *hochnutzliches Biichlin und Annthomi eynes auffgethonen Augs*, anonymous, Strasburg, 1539, (a rare work), was made for Wood's ophthalmic collection at McGill, when he felt unable to purchase it. *Ophthalmia sive disquisitio hermitico-galenica...censurae*, Jacobus Schalling, Erfurd, 1615, displayed the Latin text on the left hand page and German on the right. Finally we showed *Ophthalmodouleia, das ist, Augendienst*, written by Georg Bartisch, in Dresden, 1583. Bartisch (1535.1606) is considered to be the founder of modern ophthalmology. Of modest origin, he became the court oculist at Dresden. This is the first textbook in the German language on ophthalmology and Bartisch probably employed a scribe to write it for him.

Napoleon's invasion of Egypt sparked renewed interest in Egyptian antiquity. Invading troops, however, fell victim to a variety of diseases including serious eye diseases, which inspired the publication of a medical work, including ophthalmology, by Napoleon's physician Pierre Assalini. We exhibited an English translation of the French publication by Adam Neale, British army physician, entitled *Observations on the Disease Called The Plague, on the Dysentery, The Ophthalmy of Egypt, and...Contagious Diseases*, by P. Assalini, M.D., one of the Chief surgeons of the Consular Guards, New York edition, 1806. Another by-product of Napoleon's Egyptian campaign was a renewed interest in Arab medicine, as seen in a French doctor's work on malignant fevers which we exhibited in Italian translation, J.F.X. Pugnet. *Memorie sulle febbri maligne, e pestilenziali del Levant...*, Milan, 1804. The illustration displayed is full of Egyptian imagery. The sky god Geb is impregnating the earth goddess Nut, who then gives birth to the first humans. The scarab symbolizes fertility.

Ayurvedic medicine is the indigenous system of medicine in India based

on the Hindu scriptures, or Vedas. It was introduced to Sri Lanka (known as Ceylon in Casey Wood's day) in about 545 B.C. by an Indian rajah who became the first king of Lanka, bringing with him the Hindu religion. A civilization evolved (in Casey Wood's view second only to Egyptian civilization) which included public works, hospitals, dispensaries and other medical activities and in which religion was an integral part of the treatment of disease.

In Sri Lanka, Casey Wood collected olas (Sinhalese book-manuscripts) in Sanskrit, Pali, and Sinhalese, dealing with many subjects including medical topics. He also amassed a collection of writing materials used in the production of olas as well as containers for medicines. Olas are composed of tough strips of palm leaves engraved on both sides with a sharp stylus. Each leaf is inked over and wiped, leaving ink only in the incised lines. They come in many sizes with a variety of decorated covers including wood, silver, ivory and horn. A button secures a cord which is passed through holes holding the leaves in place. Six olas were displayed, dating from the 16th.17th century, borrowed from the Department of Rare Books and Special Collections at McGill which houses most of the collection. Three metal styli and a two-bladed knife with two styli and a seal were shown to demonstrate the tools needed in the production of an ola. Seven of a large collection of 13th-17th century pill boxes made of wood, metal and horn were borrowed from the Redpath Museum where they are on permanent loan from the Osler Library. Of special interest were a pair of 17th century Sinhalese eyeglasses with quartz lenses and shell frames as well as a wooden case.

Traditional Chinese medicine sought to restore health by balancing the life forces, expressed in the notion of the yin and the yang. It was believed that man was created along with the universe and in its image, owing his health and life to the harmony of natural forces. The result of upsetting this harmony was disease. As in Ayurvedic medicine and in early Christianity, healing was part of philosophy and religion. In this section

we placed three very fragile publications dating from the 1920s, each contained in blue cloth-bound boxes closed with an ivory hook: the *Treatment of Disease with Astrological Diagrams*, a volume of an ancient (c.920 A.D.) work in Chinese on the practice of medicine, (Shanghai, 1924); *On the Anatomy, Physiology and Therapy of the Human Subject*, illustrated by numerous diagrams, (published in 1922); and *Diseases of the Eye*, Seen Chan Yan, 2 vols., illustrated, a copy of an ancient work written in Chinese about 100 B.C., (printed at Shanghai, 1914). Finally, we exhibited *Chinese Materia Medica, Animal Drugs*, by Bernard E. Read, published in the Peking Natural History Bulletin, 1931, a publication which drew on the Chinese Herbal, the *Pen T'sao*, dating from about 200 B.C.

As a youth Casey Wood had been interested in natural science, particularly in ornithology. Upon specializing in ophthalmology, he began to examine the vision of animals and birds. He was particularly intrigued by the vision of raptors, for example falcons, which could spot their prey from a remarkable distance and then seize it with accuracy. He hoped to find in the anatomy of the bird's eye an element as yet undeveloped in the human eye. The exhibition contained a selection of original drawings, including the artist A.W. Head's original manuscript drawings of the fundi, to illustrate *The Fundus Oculi of Birds*, written by Casey Wood, and published in Chicago in 1917. The illustrations are contained in two scrapbooks and provide a record of Casey Wood's studies of the ocular structures of living and dead birds. This material was loaned to the Osler Library by the Blacker-Wood Library of Biology, the library where Casey Wood deposited his ornithological books and artifacts. From among the thousands of books and the many images he collected, we selected *Coloured Plates of the Birds of Ceylon*, and the original water-colour drawing, for the illustration in that book, of the Yellow-eared Bulbul, drawn by G.M. Henry, described by W.E. Wait, part I, (published by the Ceylon Government, 1927. Casey Wood provided some financial assistance for this publication).


We were able to choose for display one of many stunning water-colour drawings, a Common Lora, by Lady Elizabeth Gwillim (1763-1807). Lady Gwillim accompanied her husband during his service in India, and her paintings of native birds of India were forgotten until Casey Wood unearthed 120 of her works in a shop in London.

The exhibition ends with a mounted Peregrine Falcon, donated by Casey Wood to the Blacker-Wood Library. An interest in falconry was the outcome of Casey Wood's study of the vision of birds, and he presented to the Blacker-Wood Library books, paintings, and specimens including a falconer's outfit. After having published widely in all his areas of interest, his last work was a translation of the mediaeval *The Art of Falconry, Being the De Arte Venandi cum Avibus of Frederick II of Hohenstaufen*, Oxford University Press, 1943.

Pamela Miller

Dr. Sourkes Honoured

Dr. Theodore L. Sourkes, a long-standing member of our Board of Curators, and present Chair of its Standing Committee, recently received a signal honour in Haifa, Israel. A symposium on Parkinson's Disease, sponsored by the Technion and the Rappaport Institute for Medical Science, was dedicated to Dr. Sourkes in recognition of his many contributions to the understanding of this ailment. Held on May 10.13, the symposium attracted over 80 participants from 9 countries.



CyberOsler?

The Canadian Medical Association is providing a new computer bibliographic service to its members. OSLER (an acronym of OVID Search Link to Electronic Resources) will give CMA members free and unlimited access to MedLine, HealthStar, CancerLit and AIDSLINE through OVID Web Gateway. Doctors wishing to use the service must register and obtain a password. This can be done electronically at www.cma.ca/osler, by e-mail (support@cma.ca) or by phone (800-457-4205). Deidre Green, OSLER Support Librarian (hey! don't we have dibs on that title!) at CMA, will furnish search support and advice (800-663-7336 or cmalibrary@sympatico.ca), and Marc Leblanc (800-457-4205 or service@cma.ca) will handle technical problems. We think the flesh-and-blood Osler, ever a promoter of advanced bibliographic technology, would have loved his new cyber-namesake. And indeed, if this trend continues, "WWW" will soon stand for World Wide Willy!

Osler's *Men and Books*


Readers of the Newsletter will remember that in the double issue 83/84, October 1996/February 1997, we described Mr. T.S.E. Cavanagh's gift to the Library of his *Panorama of Vesalius: a 'lost' design from Titian's studio*.

Mr. Cavanagh, a long-time Friend of the Library, has now sent us the remaining copies of his 1987 reprint of *Men and Books*, by Sir William Osler, (collected and reprinted from the Canadian Medical Association Journal, with an Introduction by Earl F. Nation, 1959). Mr. Cavanagh has kindly suggested that we sell these copies for the benefit of the Library. They are attractively bound in blue and red. Anyone interested in obtaining a copy (at \$25.00, postage included) is invited to write to us.

Bust of Sir William Osler

From time to time we are asked if we can supply a bust of Osler. Now we can tell our enquirers where they can find one. The Medical Illustrations Department of the Indiana University School of Medicine has made one and is offering copies for sale. The specifications are as follows:

Height: 13 in. (without base)
 Width: 9 in.
 Depth: 8 in.
 Weight: 10 lbs. (hollow cast)
 Cost: \$2,000 (including base)
 Material: Fortron bronze (cold cast bronze)



For further information, please apply to Craig Gosling, Director, Medical Illustrations Department, School of Medicine, Indiana University, Emerson Hall 102, 545 Barhill Drive, Indianapolis, Indiana, 46202-5124 U.S.A., tel no: (317) 274-4423.

Friends of the Osler Library

The Library gratefully acknowledges the support it has received from Friends, both old and new, who have responded to the appeal for funds for the 1997-98 academic year. Over the year, 229 Friends have given a total of approximately \$40,984 and they are listed below. Most of the contributions have come from Friends in Canada and the United States of America. However, very welcome contributions have also come from several other continents. The appeal to the Friends for the 1997-98 academic year concluded on May 31, 1998.

The appeal for the 1998-99 academic year will be made in the October 1998 Newsletter.

Contributing Friends

Daniel M. Albert
Michael Ashby
Gary Bacon
John F. Ball
Ronald Barr
Don Bates
Robert E. Beamish
William K. Beatty
Gregory K. Bergey
Jacques Bernier
Georges Bordage
Ivan W. Brown, Jr.
Stuart S. Burstein
J. Walker Butin
Robert Campbell
Canadian Centre for Architecture,
Library
Françoise P. Chagnon
R.F. Chapman
Richard Cherry
Jack Cohen
Lyubica Dabich
J.H. Darragh
Richard B. Davis
A.F. De Schaepdryver
Andrew A. De Szalay
Peter S.B. Digby
Mark J. Diotallevi
Donald E. Douglas
Duke University, Medical Center
Library
Tom Dukes
Paul G. Dymont
Anthony Feinstein
Jaime Flamenbaum
Clare M. Flint

R. Armour Forse
Richard S. Fraser
Palmer H. Fletcher

Cedric Garland
Toby Gelfand
Roger Ghys
John&Barbara Gilbert
H. William Gillen
Peter Gillet
Alan B. Gold
David S. Goldbloom
James Tait Goodrich
Patricia Grant
Rosemary Haddad
Anthony J. Hall
George T. Harrell
Campbell P. Howard
David Hull
Robert Jackson
Saul Jarcho
Orville N. Jones
Guy E. Joron
Harriet Joseph
Richard J. Kahn
Peter B. Kang
Ralph J. Kimmerly
Robert C. Kimbrough
Edward L. Krawitt
Camilo Larrain
Michael Lefson
Michael J. Lepore
George W. Lilley
Jain I. Lin
Victor Lui
Ian M. Macdonald
Douglas MacEwan
Raul Marino, Jr.
Robert U. Massey
Maurice McGregor
McMaster University, Health Sciences
Library
Wayne McShane
Medizinhistorisches Institut der
Universität Bern
Milwaukee Academy of Medicine
K. Jack Momose
Sumner E. Moulton
Margret Nathanson
John A. Newsom
Robert V.V. Nicholls
Jeremy Norman&Co., Inc.
Eugene Outerbridge
Harry Oxom
David Parsons
Murray C. Patrick
Charles R. Perakis
John Marshall Pogue
Jean-Maurice Poitras
Raymond Prince
Harris D. Riley, Jr.
Katherine Rouleau
Royal Australasian College of
Physicians, History of Medicine
Library
G.M. Ruckerbauer
Carroll A. Russell
J.W. Savacool

Norman Shaftel
Michael J. Shea
Theodor K. Shnitka
Seymour Siegal
Kenneth C. Smith
Ralph H. Speken
Edward Sprague
G.T. Tanselle
William A. Taylor
Marshall Trossman
Walter Van Emde Boas
A.H. van Soest
Arvid Vatle
Ronald E. Vlietstra
H.D. Vos
George C. Walsh
Karin-Maria Waterhouse
Jan Weryho
Benson R. Wilcox

Supporting Friends

J.A. Barondess
Ronald Bayne
J. Robert Bowen
Rea Brown
Ronald Forbes Buchan
Howard B. Burchell
D.J. Canale
Francis P. Chinard
David B. Clarke
Richard A. Currie
Marjorie K. Dewar
Martin Entin
Charlotte Ferencz
Robert Fortuine
G.R. Girvan
Peter E. Greig
Frances Groen
Brahm B. Hymns
Reed W. Hyde
Douglas G. Kinnear
Roger H.S. Langston
Stuart P. Kenning
Donald G. Lawrence
Charles P. Leblond
Dr. & Mrs. R.H. Lennox
Philip W. Leon
Carwile LeRoy
M.H. Macdonald
J. Peter MacLeod
Lawrence G. McDougall
Bessie McKinlay
Peter J. McLeod
J.F. Meakins
Ivar Mendez
Erich Meyerhoff
Tom Middlebro'
Donald W. Misch
Earl F. Nation
Richard T. O'Kell
Herbert Rakatansky
James B. Roche

Joy Shannon
Samuel Shuster (In memory of
Dr. H. Rocke Robertson)
Mark E. Silverman
Samuel Tirer
Wellcome Institute for the History of
Medicine, Library
William A. Whitelaw
Jack W. Wilkerson
Charles F. Wooley

Patrons

Allan Aitken
American Osler Society
Edwin Andrew Allen (In memory of
Dr. H. Rocke Robertson)
Leonard G. Bendikas
Michael Bliss
Hugh R. Brodie
John C. Carson
R.F.P. Cronin
Dr. & Mrs. N.A. D'Amato
Eric de Bellaigue
George E. Delaney
A.R.C. Dobell
William & Margaret Eakin (In memory of
of Dr. H. Rocke Robertson)
David G. Eastman
Deborah Eibel
John A. Ellerton
Frank Estey
Jack C. Fisher
Richard R. Galpin
Menard M. Gertler
William C. Gibson
Susan A. Gillespie
John Graner
Gross Foundation Inc. / Julia &
Seymour

Lewis W. Hersey
Eve Osler Hampson
John D.W. Hsu
Mark Ivey, Jr.
Dr. & Mrs. Stanley W. Jackson
J. Susan Kelen
Marian & Andrew Kelen
Lloyd W. Kitchens, Jr.
Joseph W. Lella
Brian Little&Bitten Shipp
C. Dunella MacLean
Edward L. Margetts
Harry H. Marsh
John I? McGovern
Robert E. Mitchell
J. Fraser Muirhead
T.J. Murray
Granville H. Nickerson
Hisae Niki
Robert Z. Perkins
Aline Petzold
Peter c. Pulrang
Charles G. Roland
Harold N. Rode
Fred B. Rogers
Henry J. Scott
Pierre Senécal
Bernard Shapiro
Dr. & Mrs. Sheehy
Theodore L. Sourkes
Edward T. Stevens
Sarah Stevenson
Marvin J. Stone
Joseph Stratford
Eleanor A. Swezey
Michael L. Terrin
Robert I? Turk
Andre Tunnel
David Young

Credit Card Donations

In response to a number of enquiries as to the use of credit cards, we recently redesigned the blue form which is sent out with our annual appeal to the Friends, (who then use it when making donations), and incorporated into it the information that it is possible for some categories of Friends to contribute by credit card. Alas, the new form was less than clear, so we are trying again, and will send out a new version in the October issue of the Newsletter.

The nub of the matter is that the credit card option is available only to McGill alumni and members of their immediate family, who reside either in Canada or in the U.S.A., as well as to other Canadian residents.

The challenge is to produce a form which is brief as well as lucid...

Editorial Committee for the
Newsletter: Faith Wallis, Editor;
June Schachter, History of
Medicine Librarian and Assistant
Editor; Wayne LeBel, Assistant
History of Medicine Librarian and
Assistant Editor; Lily Szczygiel,
Editorial Assistant.

Address:

Osler Library of the History of
Medicine, McGill University,
McIntyre Medical Sciences
Building, 3655 Drummond Street,
Montréal, Québec, Canada,
H3G 1Y6.

Tel: (514) 398-4475 ext. 094163

Fax: (514) 398.5747

E-mail: oslerlib@lib1.lan.mcgill.ca

Legal Deposit 2/ 1998

ISSN 00854557