

Instructions on how to apply for a “co-op/internship” work permit and how to undergo an upfront medical exam.

“Co-op/internship” work permit


1. [Apply online](#) (from within Canada) by filling out the eligibility questionnaire called “[Determine your eligibility and apply online.](#)”
2. When completing the eligibility questionnaire, make sure to select:

What would you like to do in Canada? 


Work

How long are you planning to stay in Canada?

Temporarily - more than 6 months

What is your current country/territory of residence? If you are presently in Canada, you should select Canada. 

Canada

What is your current immigration status in Canada? 

Student

Do you plan to work on campus?

No

Are you a full-time student at a participating post-secondary institution and want to work off-campus up to 20 hours per week? 

No

Have you recently graduated from a participating Canadian post-secondary institution for which your study program was full-time and a minimum of eight months?

No

Is your work an essential part of your studies (for example, a Co-Op or internship program)?

Yes

Do you have a written job offer?

No


3. After submitting the first part of the questionnaire you will be asked to apply for a Co-op (in Canada):

Your results


Based on the information you provided, the result(s) below indicate(s) whether you may be eligible to come to Canada.


Co-op (in Canada)

You may be eligible to work in Canada as a co-op student.

Continue 

4. In the second part of the questionnaire, there will be questions about the medical exam. The answers to the questions will depend on your specific situation.
- a.

Have you had a medical exam performed by an IRCC authorized panel physician (doctor) within the last 12 months? 

Please make a selection 


If you have already submitted a medical exam with your study permit application and that medical exam was completed within the last 12 months, then you should answer YES. You can then upload proof of the medical exam with your work permit application and you will not need to undergo a new medical exam.

If your medical exam was completed more than 12 months ago or if you did not submit a medical exam, you should answer NO. If you answer NO, you will be asked the following questions*, make sure to say YES to both questions:

- b.

Do you want to work in one of the following jobs?

- health sciences worker
- clinical laboratory worker
- patient attendant in nursing or geriatric homes
- medical student admitted to Canada to attend university
- medical elective and physician on short term assignment
- teacher of primary or secondary schools or other teachers of small children
- domestics worker, someone who gives in-home care to children, the elderly and the disabled
- day nursery worker


Yes 

A medical exam is needed for foreign nationals who: • want to stay in Canada for more than 6 months and have lived in one or more [designated countries or territories](#) for more than six months in the past year or;

- intend to work in one of the following jobs:
 - health sciences worker
 - clinical laboratory worker
 - patient attendant in nursing or geriatric homes
 - medical student admitted to Canada to attend university
 - medical elective and physician on short term assignment
 - teacher of primary or secondary schools or other teachers of small children
 - domestics worker, someone who gives in-home care to children, the elderly and the disabled
 - day nursery worker

If you fit into one of these categories, you need to get a medical exam.






Will you be getting a medical exam before submitting your application? Sending medical results, if required, as part of your application package will speed up the processing of your application.

For a medical exam, you must see a physician on [Canada's list of Panel Physicians](#) 

*If you have lived in a [designated country](#) you will not be asked the first question.

5. Once you have completed the online questionnaire, you will receive a checklist with the forms and documents you must upload. At the bottom of the checklist, there will be instructions on how to link your application to your MyCIC account. Please note that there are no application fees for the work permit.

Application Form(s)
Application to Change Conditions, Extend my Stay or Remain in Canada as a Worker (IMM5710)

Supporting Documents
Family Information Form (IMM5707) 
Co-op Letter 
Passport 
Digital photo 
Proof of medical exam 

Fees			
Fees			
Application	Quantity	Price (CAD) per unit	Total (CAD)
Work Permit	1	\$0	\$0

The fee shown is an estimate based on the fees in effect on the day that this Personal Reference Code is issued. The actual fees to be paid will be calculated on the date of submission.

Total Price (CAD) \$0

All documents must be provided in either English or French. If you have a document in another language, please provide a copy of the document in the original language with an English or French translation.

6. In the supporting documents, you will need to upload a “Co-op Letter”. This is a letter from your department that confirms that you have mandatory practical component to your studies (clinical

courses, internship, field experience or clinical consolidation). Along with this letter you will need proof of enrolment from Minerva that confirms that you are registered in your program of studies. You should upload the documents as one PDF file.

7. In the supporting documents, you will need to upload “Proof of medical exam”. Once you have completed the medical exam you will need to upload proof of the upfront medical exam, see information below. It is possible that you are also asked in the checklist for a “Request for Medical Exam”. If this occurs, then upload the same proof of the upfront medical exam in this section as well.

Medical Exam

8. Prior to submitting your work permit application, you will need to complete an upfront Medical Exam. Please see instruction on Immigration Canada’s website: [Undergo your medical exam before you submit your application](#).
9. Your medical exam must be performed by a [panel physician](#). There are fees that are associated with the medical exam and that are determined by the panel physician.
10. Make sure that the physician gives you a copy of the eMedical receipt or an Upfront Medical Report which will serve as proof of your medical exam and which you will upload to your work permit application.