

Instructions on how to apply for a “co-op/internship” work permit at the same time as your study permit and how to undergo an upfront medical exam.

### Study permit and “Co-op/internship” work permit

1. [Apply online](#) for your study permit by filling out the eligibility questionnaire called “[Determine your eligibility and apply online.](#)”
2. When completing the eligibility questionnaire, make sure to select:



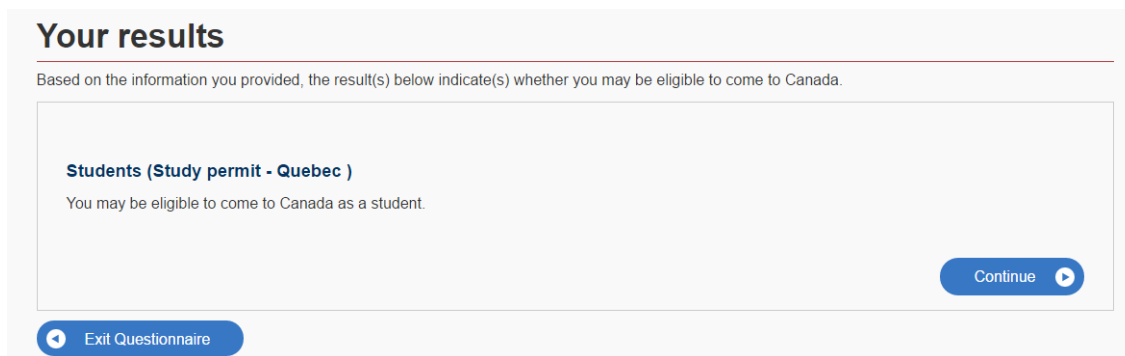
What would you like to do in Canada? ?

Study

How long are you planning to stay in Canada?

Temporarily - more than 6 months

3. After submitting the first part of the questionnaire you will be asked to apply for your study permit:



### Your results

Based on the information you provided, the result(s) below indicate(s) whether you may be eligible to come to Canada.

**Students (Study permit - Quebec )**  
You may be eligible to come to Canada as a student.

Continue

Exit Questionnaire

4. In the second part of the questionnaire, there will be questions about work and the medical exam.

Please make sure to answer “yes” to the following question:



Is work an essential component of your studies? ?

Yes

This will indicate to the system that you require a “co-op/internship” work permit in addition to your study permit. There is no separate application form for the “co-op/internship” work permit.

The answers to the questions concerning the medical exam will depend on your specific situation:

a.

Have you had a medical exam performed by an IRCC authorized panel physician (doctor) within the last 12 months? ?

Please make a selection ▼

If you have already undergone an immigration medical exam and that medical exam was completed within the last 12 months, then you should answer YES. You can then upload proof of the medical exam with your study permit application and you will not need to undergo a new medical exam.

If your medical exam was completed more than 12 months ago or if you did not undergo a medical exam, you should answer NO.

b. If you answer NO, you will be asked the following question:

Have you visited or lived in any one of the designated countries for 6 consecutive months in the last year? ?

Please make a selection ▼

On [Immigration Canada's website](#) you will find a list of designated countries that require a medical exam. If your country is on that list, you must submit a medical exam. You will be contacted by Immigration Canada and given instruction on how to undergo the medical exam.

c. If you answer NO to the above question, the system will not request a medical exam. However, if you will be completing a practical component such as a field experience, clinical studies, internship or stage that brings you in close contact with people, such as working at primary or secondary school or with patients or in a clinical setting, **you will still need to undergo an upfront medical exam (see instructions below). This applies to students for example that are completing a Bachelor of Education, Nursing, Dentistry and Medicine.**

5. Once you have completed the online questionnaire, you will receive a checklist with the forms and documents you must upload. At the bottom of the checklist, there will be instructions on how to link your application to your MyCIC account. Please note that there are no application forms or fees for the work permit.









6. In the supporting documents, you will need to upload "Evidence of Work Requirement in Study". This is a letter from your department that confirms that you have a mandatory practical component to your studies (such as a field experience, clinical studies, internship or stage). Along with this letter you will need to attach your admission letter or proof of enrolment from Minerva that confirms that you are registered in the program. You should upload the documents as one PDF file.

7. Depending on how you answered the questions related to the medical exam, your checklist will vary.

a. If you answered **yes to the first medical question**: "Have you had a medical exam performed by an IRCC authorized panel physician (doctor) within the last 12 months?", then your checklist will be the following:

Application Form(s)
Application for Study Permit Made Outside of Canada (IMM1294)









Supporting Documents
Evidence of Work Requirement in Study 
Certificat d'acceptation du Québec (CAQ) 
Passport 
Letter of Acceptance 
Proof of Means of Financial Support 
Digital photo 
Family Information (IMM5645) 
Proof of medical exam 


In the supporting documents, you will need to upload “Proof of medical exam” which you can obtain from the panel physician who performed the medical exam.

- b. If you answered **yes to the second medical question**: “Have you visited or lived in any one of the designated countries for 6 consecutive months in the last year?”, then your checklist will be the following:

Application Form(s)
Application for Study Permit Made Outside of Canada (IMM1294)

Supporting Documents
Evidence of Work Requirement in Study 
Certificat d'acceptation du Québec (CAQ) 
Passport 
Letter of Acceptance 
Proof of Means of Financial Support 
Digital photo 
Family Information (IMM5645) 
Request for Medical Exam 

In the supporting documents, you will need to upload a “Request for Medical Exam”. Please click on the  icon next to the “Request for Medical Exam”. By clicking on the icon you will be able to access the “Request for Medical Exam” form (IMM 5753). Please make sure to click yes you need a medical exam and to upload the form to your checklist. You may have to print the form and then upload it.


- c. If you answered **no to both of the medical questions**, your checklist will be the following:

## Application Form(s)


Application for Study Permit Made Outside of Canada (IMM1294)

## Supporting Documents


Evidence of Work Requirement in Study 

Certificat d'acceptation du Québec (CAQ) 

Passport 

Letter of Acceptance 

Proof of Means of Financial Support 

Digital photo 

Family Information (IMM5645) 

Although you have not been asked to upload a “Request for Medical Exam” or “Proof of medical exam”, you may need to undergo a medical exam if you will be working in close contact with the public. For more information, please see [Immigration Canada’s website](#).

If you will be working in close contact with the public, you will have to undergo an upfront medical exam (see information below) and include proof of the medical exam with your documents under the section “Evidence of Work Requirement in Study”, as well as a cover letter explaining why you are uploading proof of an upfront medical exam. For example, that you are a medical student going to university in Canada or that you will be working as a teacher.

### Upfront Medical Exam

8. In order to undergo an upfront medical exam, please see instructions on Immigration Canada’s website: [Get your exam before you submit your application](#).
9. Your medical exam must be performed by a [panel physician](#). There are fees that are associated with the medical exam and that are determined by the panel physician.
10. Make sure that the physician gives you a copy of the eMedical receipt or an Upfront Medical Report which will serve as proof of your medical exam and which you will upload to your study permit application.

### Applying for a study permit at a Port of Entry

Only **U.S. citizens and U.S. permanent residents** can apply for their study permit at a port of entry (land or air border). If you will be applying for your study permit at the port of entry, make sure to bring the letter from your department that confirms that you have mandatory practical component to your studies and to bring proof that you have undergone an **upfront medical exam** in addition to your supporting documents. **Note:** We recommend you undergo the upfront medical exam at least 3 weeks before applying at the port of entry.