

logging into your

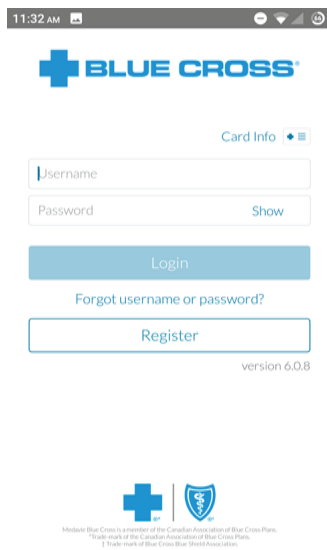
MEDAVIE BLUE CROSS MOBILE APP

Step 1

Download the Medavie Blue Cross App on your mobile device

Step 2

Proceed to log in with your Username and Password



Please Note:

If you do not have a Blue Cross Username and Password, you can register using your Policy Number (The 10-digit Policy number is 0095258000) and your Identification Number (Your McGill ID + 01 at the end i.e: 260XXXXXX01*)

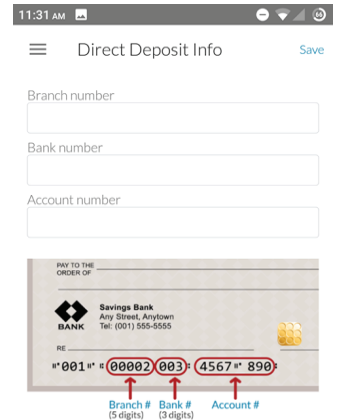
**If you were enrolled in IHI before May 4th 2019, your Identification Number will be your McGill ID + 00*



In order to be reimbursed directly into your bank account, you must fill out the following fields:

- Branch #
- Bank#
- Account #

It must be a Canadian bank at which you hold a personal bank account.

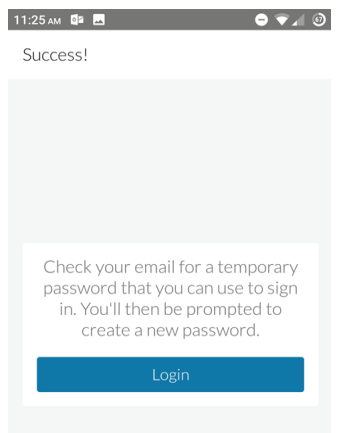
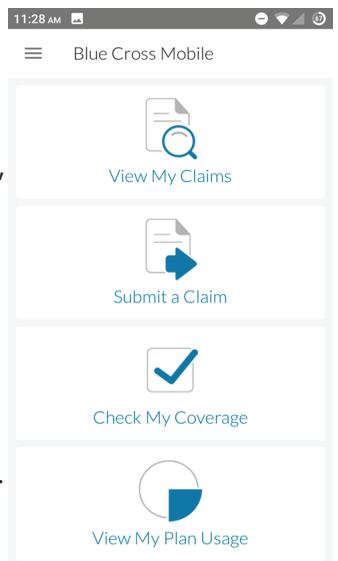


Step 4 Setting up Direct Deposit

You will now be able to view and submit claims, check your coverage, and view your plan on your mobile device. Note: See Step 4 to learn how to set up direct deposit in order to be directly reimbursed via the app.

Congratulations!

Once you have registered, a temporary password will be sent to your email. This will allow you to create a new password for future log-ins.



Step 3