



*Info*NEURO

Montreal Neurological Hospital
INFORMATION FOR PATIENTS

Intracranial Monitoring

Understanding your care



Developed by Patricia Kerr BSc(N), CNN(c), Sheila Koutsogiannopoulos, BSc(N), CNN(c), Naomi Akazawa, BSc(N), of the MUHC Epilepsy Program, Danielle St-Arnaud BSc(N), CPN(c) and Eileen Beany Peterson, MLIS. Reviewed by Dr. A. Olivier and Dr. J. Hall, Neurosurgery.

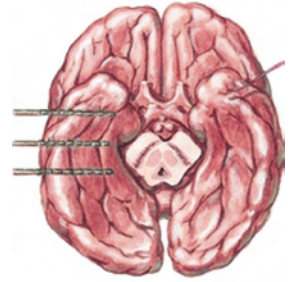
Produced by the Neuro-Patient Resource Centre, 2006



Centre universitaire de santé McGill
McGill University Health Centre

What is Intracranial Monitoring?

Intracranial monitoring records the brain's activity using depth-electrodes. These electrodes are very fine wires placed within or over the brain to record electrical activity.




Why am I to have Intracranial Monitoring now?

Your doctors have not been able to find the place in your brain where your seizures are coming from by regular monitoring.

What do I need to do to prepare for this surgery?

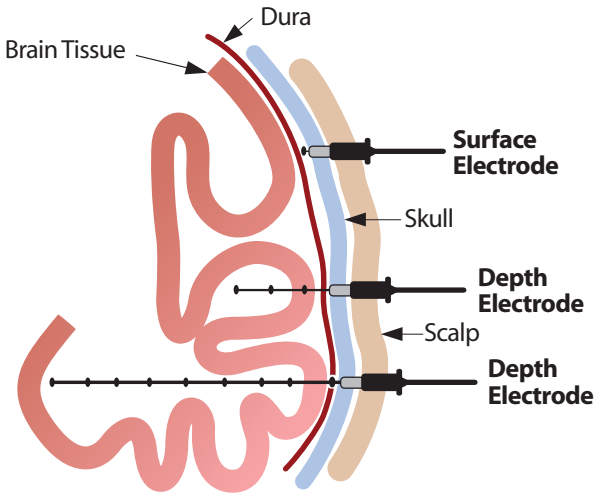
It is important that you:

- Eat healthy and get plenty of rest
- Tell your doctor if you are taking any herbal remedies or any "over the counter" medicines such as pain medicine or cold/flu medicine
- Follow orders by your doctor to reduce or stop taking any medicines



What happens during my operation?

Your doctor inserts the depth-electrodes while you are under general anesthetic. They are placed through tiny holes drilled through your skull. They may be on the surface or deeper in your brain.



Could there be problems caused by the surgery?

There is a small risk of having these problems:

- You may get an infection
- You may have some bleeding
- You may have weakness in a part of your body

How long will the surgery take?

From the time you are taken from your hospital room until the time you are taken to the recovery room will be about 4-8 hours depending on how many electrodes need to be placed.

Will my hair need to be shaved?

Yes. Your hair will be shaved the morning of your surgery. Your hair will grow back very soon and will hide any scars.

What happens after my operation?

After the electrodes are inserted, your head will be wrapped in a bandage. Feel free to move your head, but do not scratch it! Do not stick fingers under the bandage since this could increase the risk of infection.

You will go to the Epilepsy Monitoring Unit on the 3rd floor. The EEG technician will then attach the electrodes to the cable that is plugged into the wall. There is also a video camera that records your seizures when they

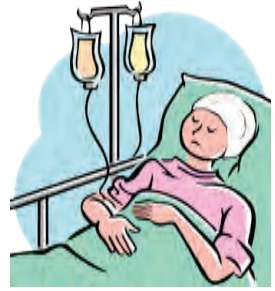
occur. This monitoring period usually lasts 12 to 14 days.



How will I feel after the surgery?

You may feel uncomfortable for the first few days. You may have:

- headache
- nausea
- difficulty chewing



It is important to tell your nurse if you have pain or nausea. Medicines have been ordered to relieve these symptoms

What can I do while I am being monitored?

While you are being monitored you are to:

- Remain within view of the video monitoring camera
- If possible, have a friend or family member (who knows your seizures) stay with you
- Let a nurse or patient attendant know when you go to the bathroom
- Take short walks around your area of the hospital. Have a member of your family or a member of the nursing staff with you.
- Feel free to bring any items from home that will help you pass the time such as books, puzzles, videos, CD's etc

The doctor may slowly reduce your seizure medicines to observe your seizures.

After you have had enough seizures necessary for the doctors to gather the information they need, your doctor will remove the electrodes in the operating room. This will take about 20 minutes. There will be one stitch at each place where you had an electrode. These stitches stay in place for 10 to 12 days.

What happens after the electrodes are removed?

You are usually ready to go home the day after removing the electrodes, and your medicines will be increased to their usual levels.

Your CLSC, local clinic or your family doctor can remove your stitches.

The doctors study the results of the monitoring. They will call to tell you whether or not they think surgery will be helpful to you.

If surgery will help your seizures, you need to wait for 6 to 12 weeks to heal from the depth electrodes.

If you have not heard from the epilepsy program team after one month, contact the epilepsy nurse clinician at (514) 398-5797.

Call your surgeon immediately if:

Tel: _____

- **Your headaches increase**
- **You get a fever or stiff neck**
- **Your wound becomes red, swollen, painful or starts to ooze any fluid.**

If you are unable to reach your surgeon or if you have any questions please call the epilepsy nurse clinician at (514) 398-5797.

