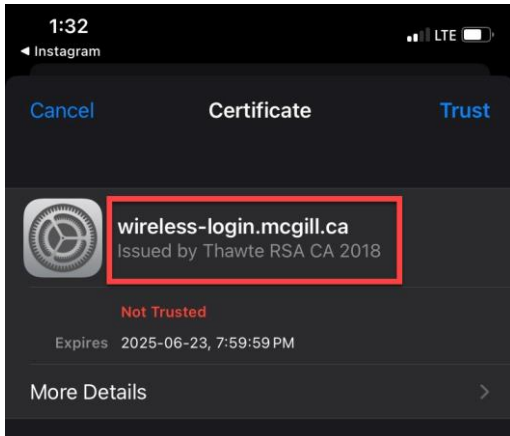


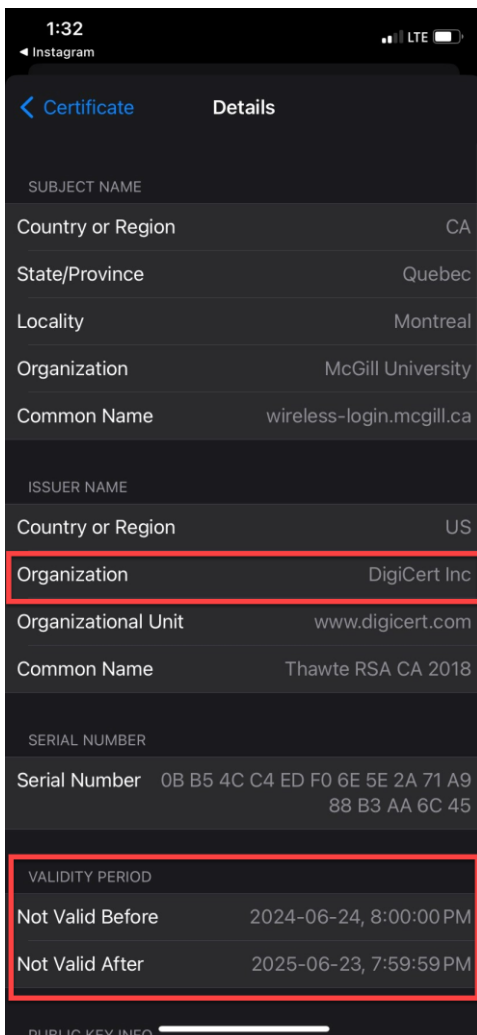
Instructions: Verify and accept Wi-Fi renewal certificate for iOS and MacOS

IOS:

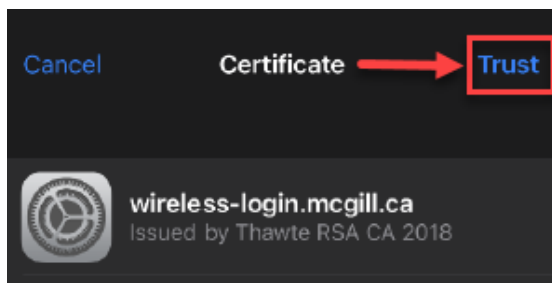
1. Ensure that the wireless-login.mcgill.ca certificate is issued by **Thawte RSA CA 2018**.



2. Click **More Details** and verify that the Issuer is **DigiCert Inc** and the **Validity Period** from **2024-06-10 to 2025-06-23**



3. Once you have verified the information, tap on **Certificate** to go back and select **Trust** to access the Wi-Fi network



MacOS:

1. When prompted to Verify Certificate, select **Show Certificate** to ensure that the certificate was issued by **DigiCert Global Root CA** and **Thawte RSA CA 2018** and that the **expiry date is Monday, June 23, 2025**.



2. Once you have verified the information, accept the certificate by selecting **Continue** to access the Wi-Fi network.

**** Note you should see Thawte RSA CA 2018 and not Thawte RSA CA G1 ****

