

Intro

# McGill Online Orientation Portal

This year the McGill Online Orientation portal will host virtual programming to help you get ready and excited about the upcoming year!

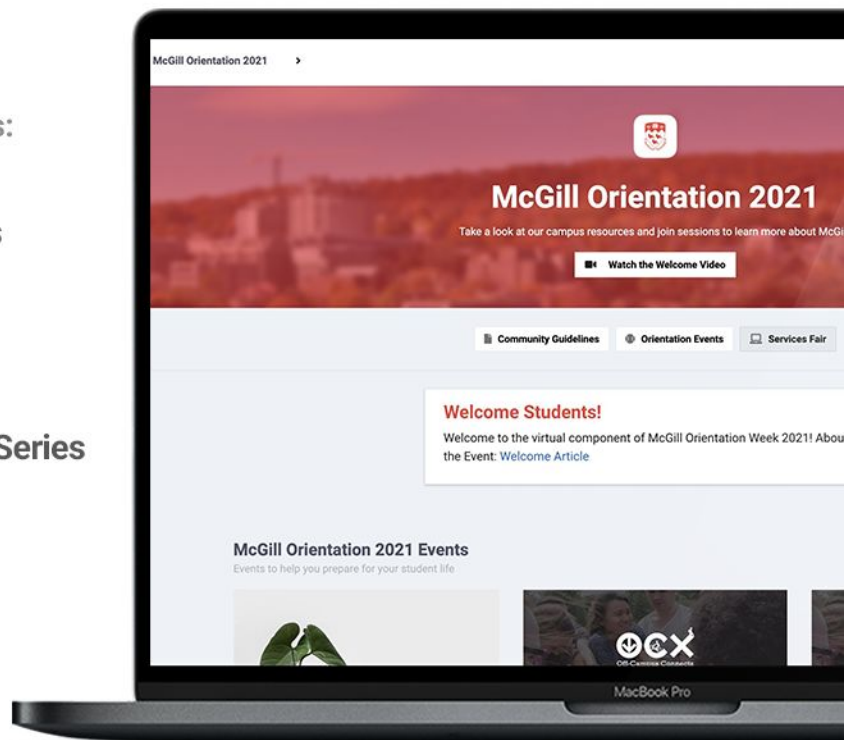
There will be various event tracks that you can take part in including virtual sessions for faculty orientations, first year success series, and more.

To take part in these events, you'll start by creating an event profile. Once you do so, you'll then be able to see the various events relevant to your specific program.

*Continue reading to learn how to take part in our orientation programs.*

## McGill Orientation 2021 Includes:

- 1 Faculty Orientations
- 2 Services Fair
- 3 First-Year Success Series
- 4 Frosh Events



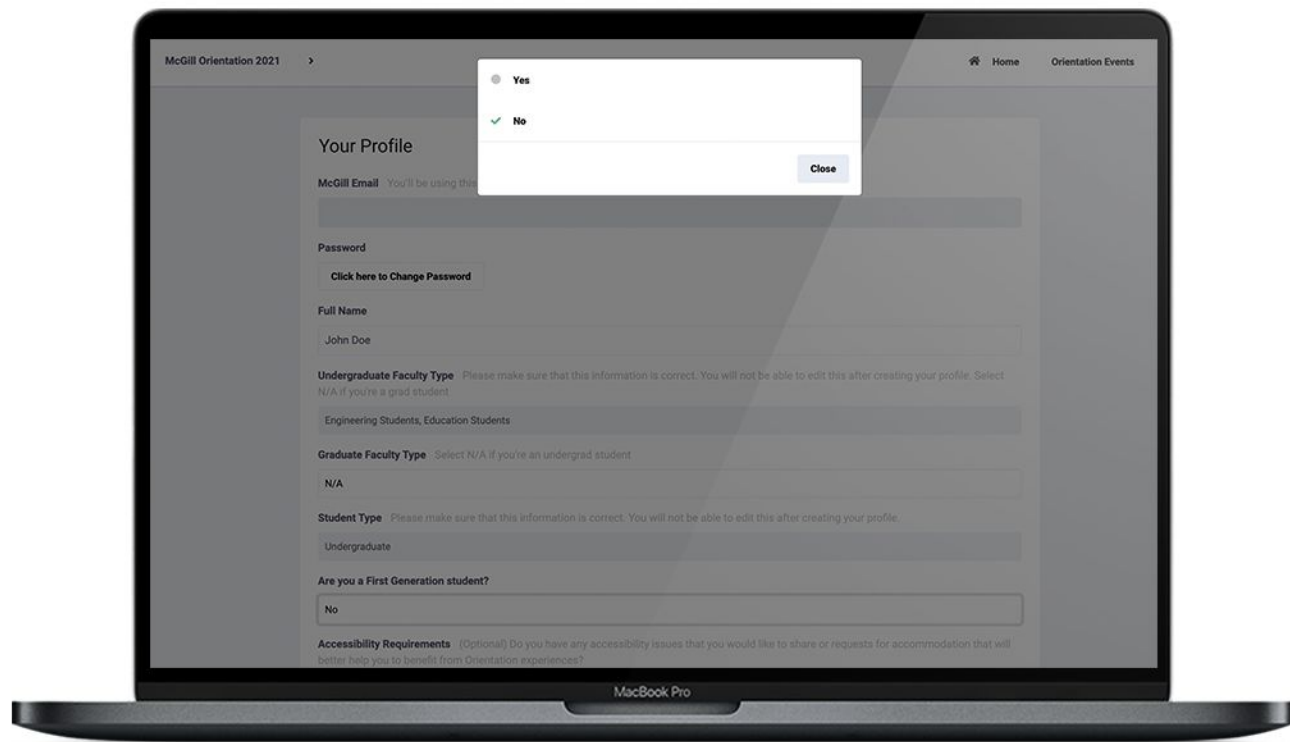
# Profile Setup

In order to take part in the various orientation programs, you will be prompted to set up an event profile. This event profile will require you to provide info on things like your faculty type, level of studies, etc.

**It is important that you fill out your profile properly.**

The orientation events that you can take part in will be based on the information that you provide in your profile.

If you plan to take part in Frosh, please make sure to complete the Frosh component of your profile.

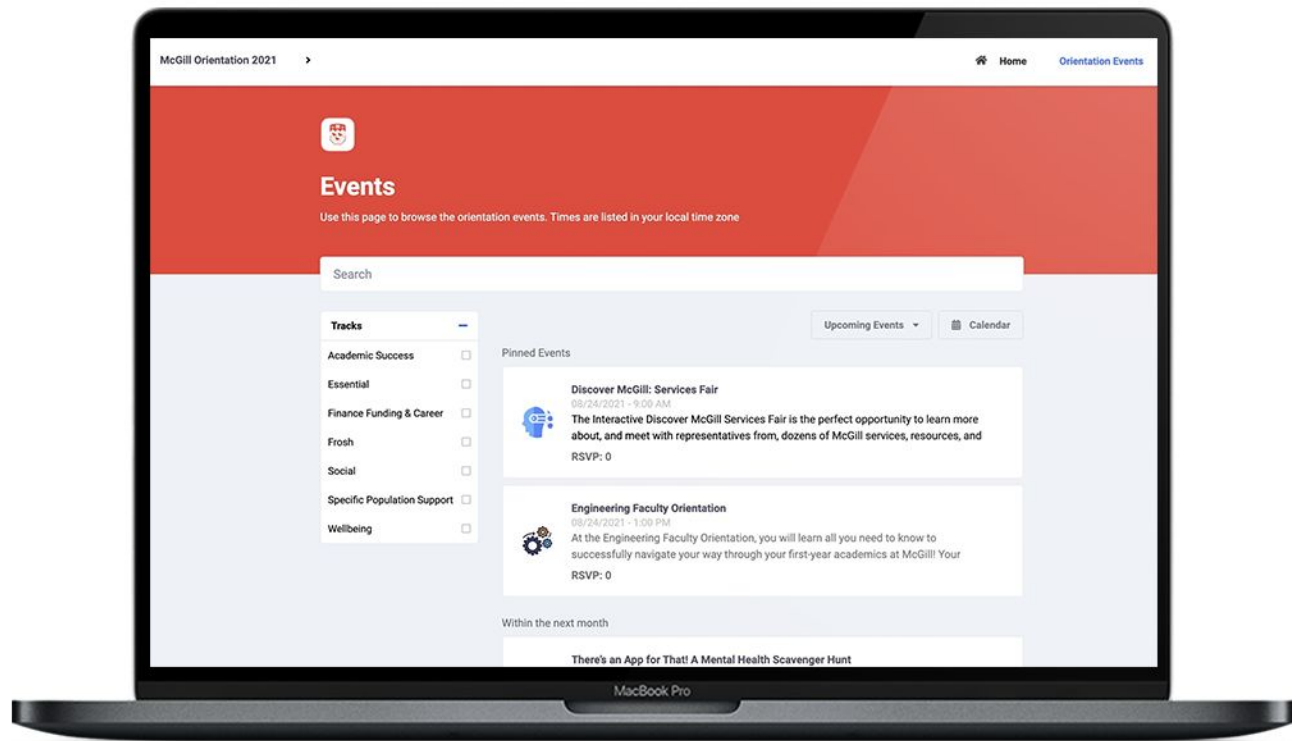


# Orientation Events

Once you create your profile, you can then browse and RSVP to the various orientation events available to you.

Highly recommended events like faculty orientations will be pinned at the top.

As you sign-up for various events, the portal will automatically create an event agenda for you.

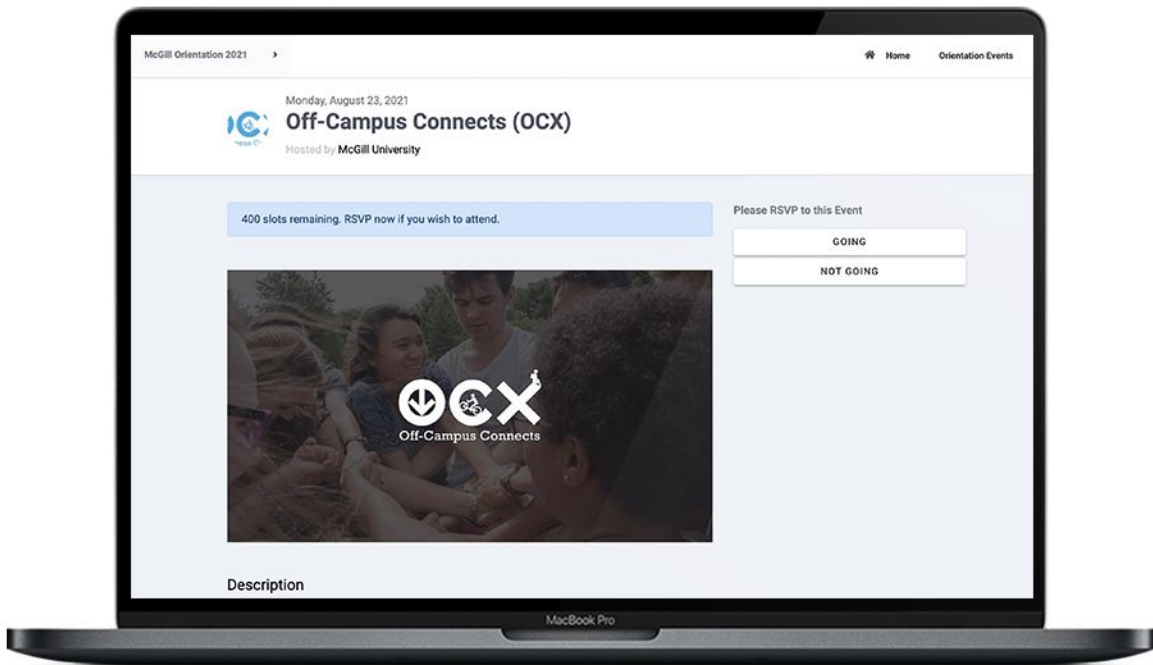


## Event Sign Ups

If you would like to join an event, simply mark yourself as “Going”. Once you do so, the orientation portal will add the event to your agenda.

Most events will be hosted virtually. **The webinar links for each event will not be listed until the day of the event**, so make sure to check back on the day of the event to join the video room for your events. Alternatively, an event reminder with the appropriate link(s) will also be sent to you 1-2 hours before your scheduled event.

Please only sign up for events you intend on going to. If you can't make the event anymore, please unregister yourself from that event by clicking on “Not Going” to open your seat up for another student.



# Frosh Programming

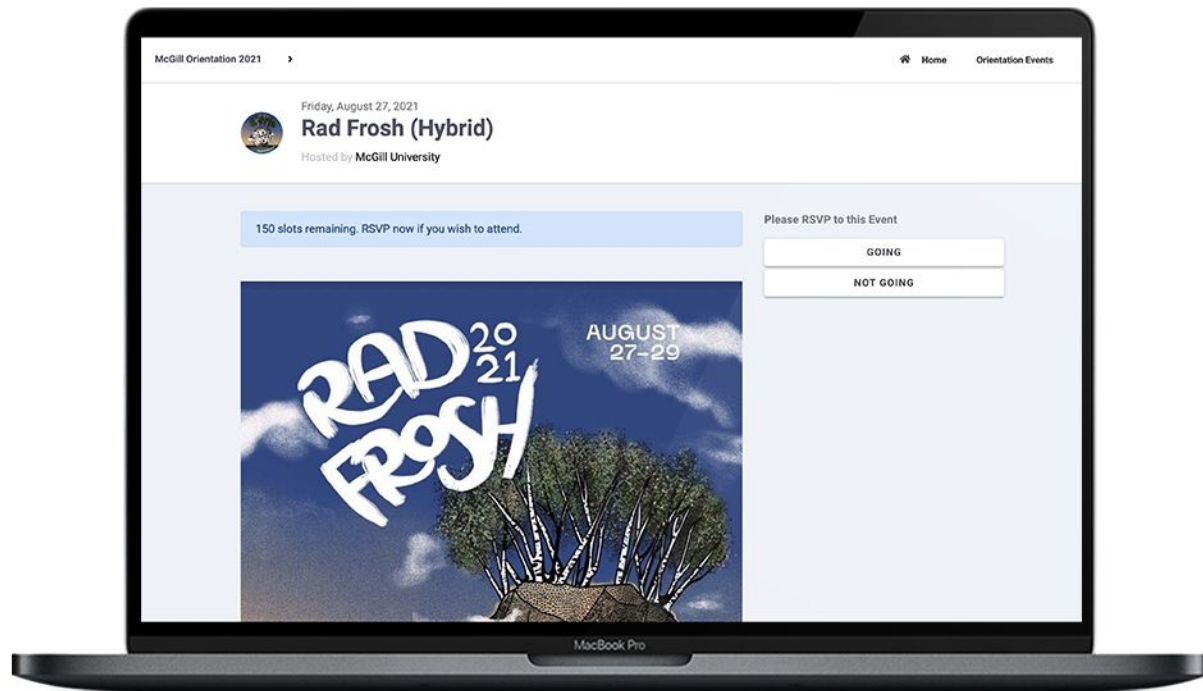
If you are an undergraduate student, you will have the option to take part in Frosh Programming.

Frosh programs have been developed for both online and in-person/hybrid experiences. To join a Frosh event, first mark yourself as going.

**From there, to complete your registration you need to complete pre-Frosh training and complete payment (if applicable).**

Once you do so, Frosh Coordinators will confirm your registration and reach out from there.

**When making payment, make sure to provide your university email as the payer email contact.**





# Contact Us

If you have general inquiries including issues setting up your profile, please email us at [firstyear@mcgill.ca](mailto:firstyear@mcgill.ca) with your McGill email AND student ID.

If you have questions about Frosh (Faculty AND non-Faculty), please email [orientation-development@mcgill.ca](mailto:orientation-development@mcgill.ca) with your McGill email AND student ID.