

2010 2011 2012 2013 2014 2015 2016

According to 2011 census data, 25% of full-time, licensed architects in Canada were women. However, women made up more than 50% of Canadian architecture students.*


In the United States, only 45% of architecture students were women. They also only made up 22% of licensed architects.**

53% of licensed McGill alumni are women, but they constitute 56% of the people who answered the survey.

BEGIN PHD AT HARVARD UNIVERSITY GSAS

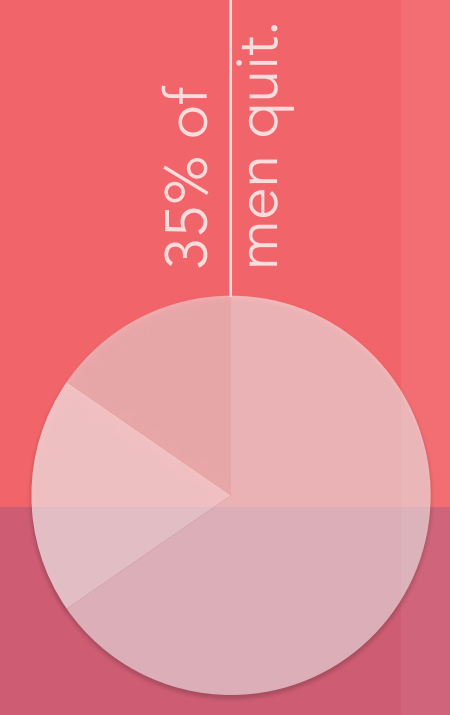
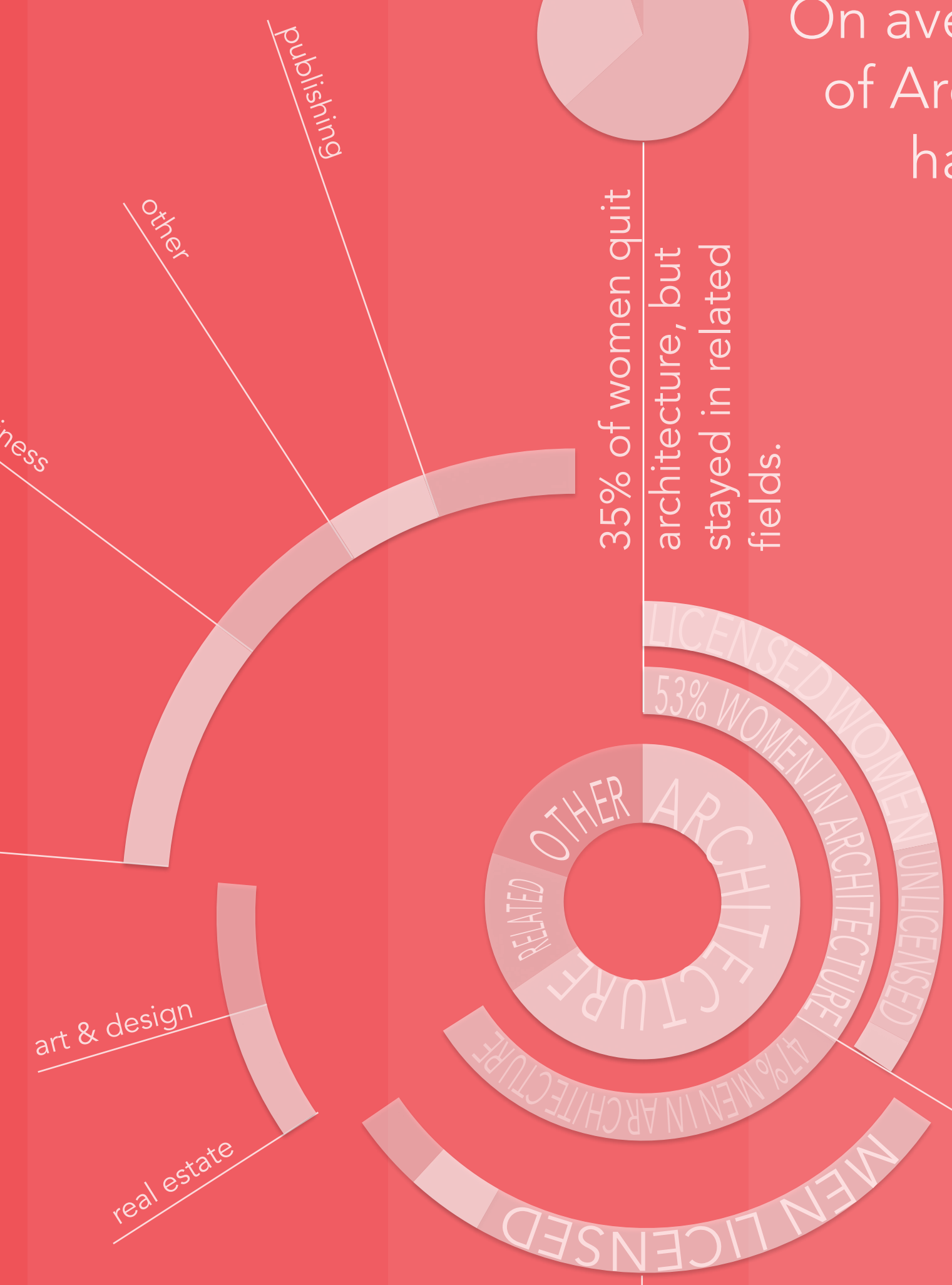
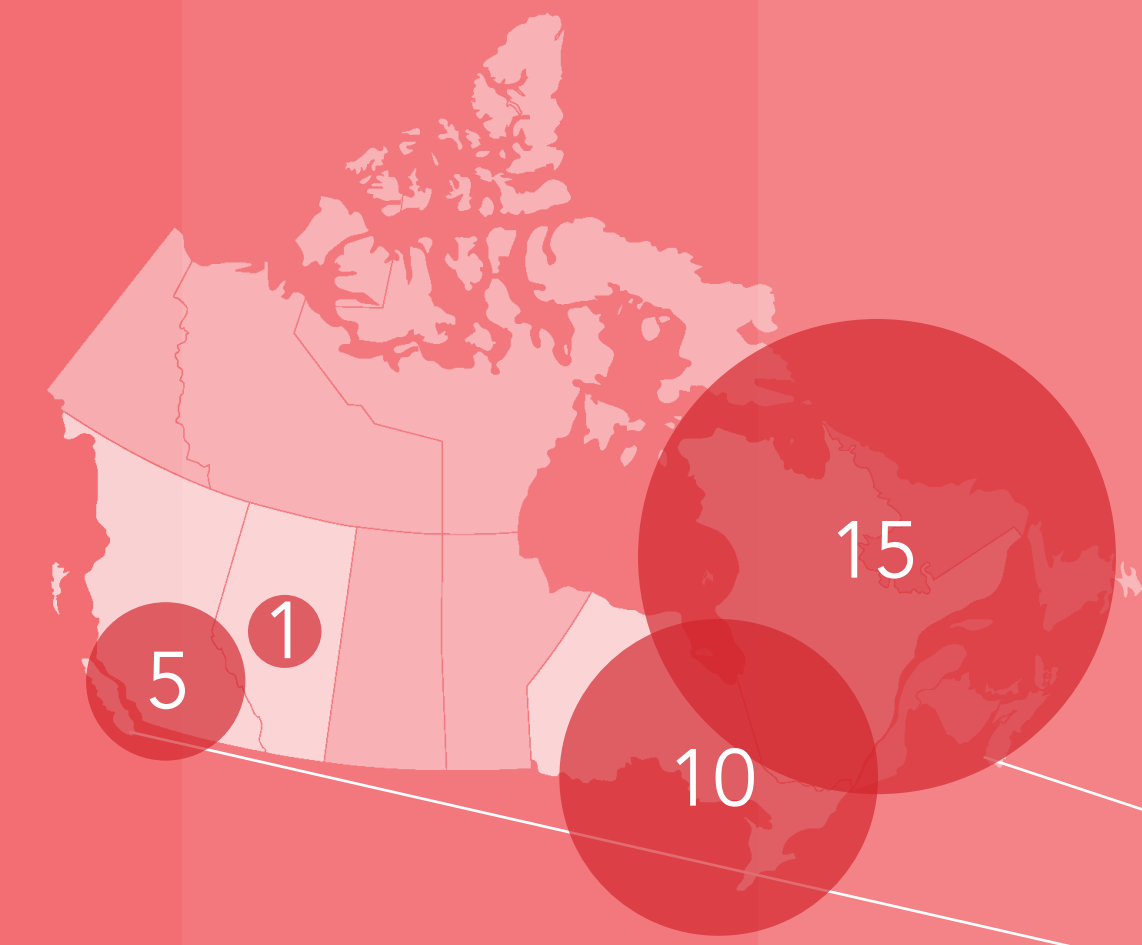
2010 2011 2012 2013 2014 2015 2016

FELLOW KIVA.ORG BURKINA FASO. SIERRA LEONE



On average, a McGill School of Architecture alumni will have had 4.4 jobs...

...And will have lived in 2.1 countries.



Women were more likely to NOT be licensed in architecture jobs.

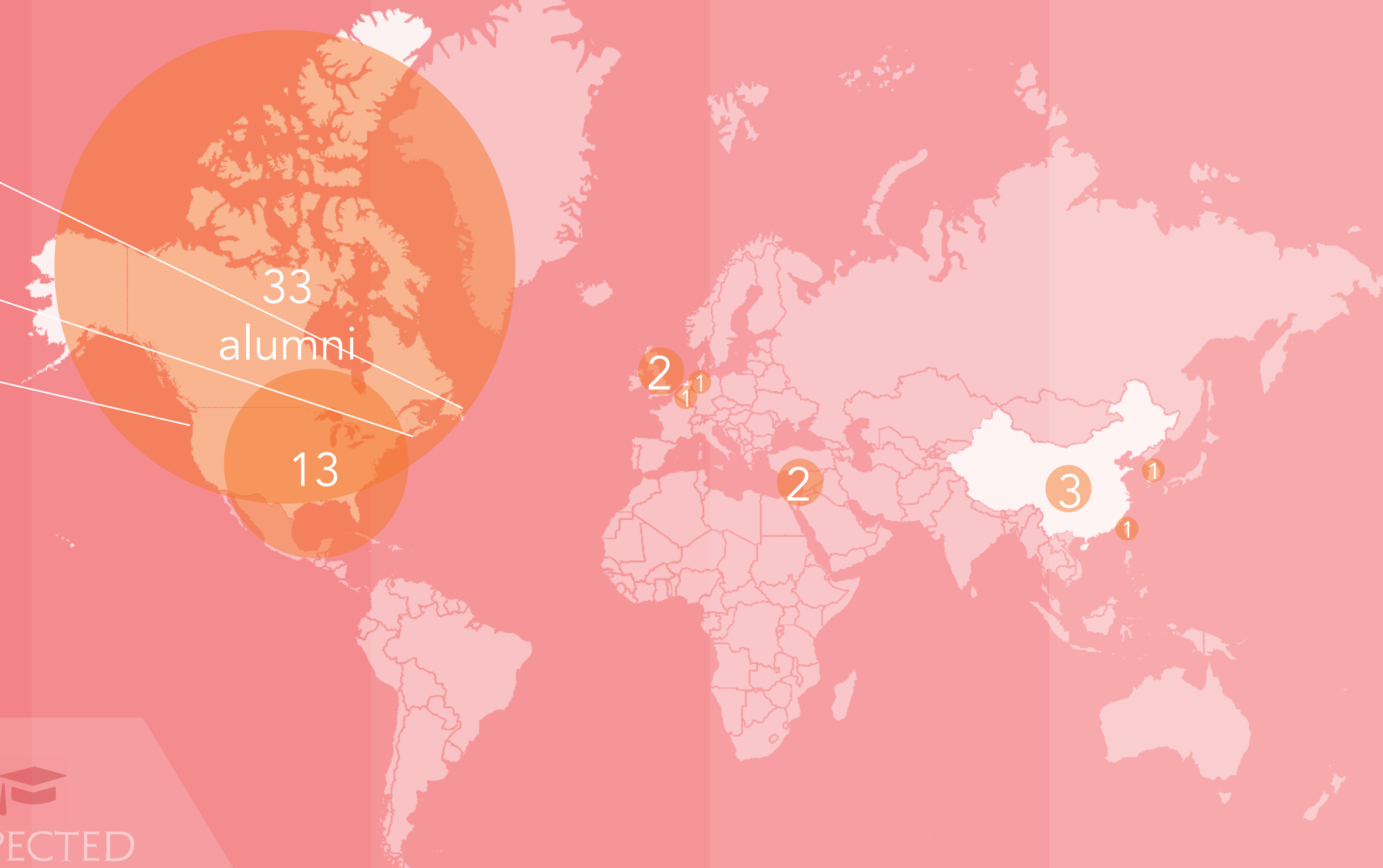
EXPECTED COMPLETION OF PHD

“ I felt the faculty was populated with true characters, with sometimes very different passions - geometry, neoclassicism, phenomenology, theory and practice, history, etc. What I left with was not a prescribed doctrine or direction, but instead an openness to ideas and the ability to curate my own approach to both the softer and harder sides of architectural practice. ”

Walter Gaudet, B.Sc.(Arch.) 1996



Map of all the countries McGill School of Architecture Students have worked in (23)



Map of current country of residence
Canada, USA, China, UK, Lebanon, Belgium, Netherlands, South Korea, Taiwan

CHALLENGES

Name changes: especially true in married women, but also in students with non-western names who change their name after attending McGill.

No sign of McGill: students with common names but who do not mention attending McGill.

Irretrievable email address: sometimes the alumni was found but no contact info was available.

Disappearance: some students simply disappear for unknown reasons.

Low participation: compared to similar studies in architecture and in other fields, our 6.6% participation rate is very low.

Incomplete responses: many students do not fill out all sections of the survey further reducing the number of usable responses.

Administrative issues: the Research Ethics Board's slow approval process and dated understanding of recent technologies limited the extent to which we were allowed to engage with our alumni.

CONCLUSION

Although our low participation levels make it impossible to draw definite conclusions or discern long-term trends, we have been able to see some tendencies. Women McGill alumni fare better than the national average as more of them stay in the field compared to their share of the school's composition, but they still leave the field more than their male classmates. The School of Architecture alumni overall engage in varied fields, related to architecture or not, and do so all over the world.

*Sources: 2011 Canadian Census and National Household Survey, American Collegiate Schools of Architecture 2015 Canadian Schools Data
**Sources: NAAB 2015 Report on Accreditation in Architecture, AIA 2014 Firm Survey Report

More information and video content can be found at our website:

<http://trajectories.research.mcgill.ca/>