

ECE RDP guide - Fall 2020

1) In order to access ECE resources, the following must be setup:

a) Two-Factor Authentication (2FA)

- 2FA is required for many services and is mandatory for VPN

<https://www.mcgill.ca/itsupport/2fa-setup>

b) McGill VPN

<https://www.mcgill.ca/itsupport/vpn>

If there are issues setting up 2FA/VPN, students should contact McGill Central IT services for support directly
itsupport@mcgill.ca

514-398-3398

<https://www.mcgill.ca/itsupport/servicedesk-about>

3) RDP to ECE Trottier Labs

- Ensure you are properly connected to McGill VPN

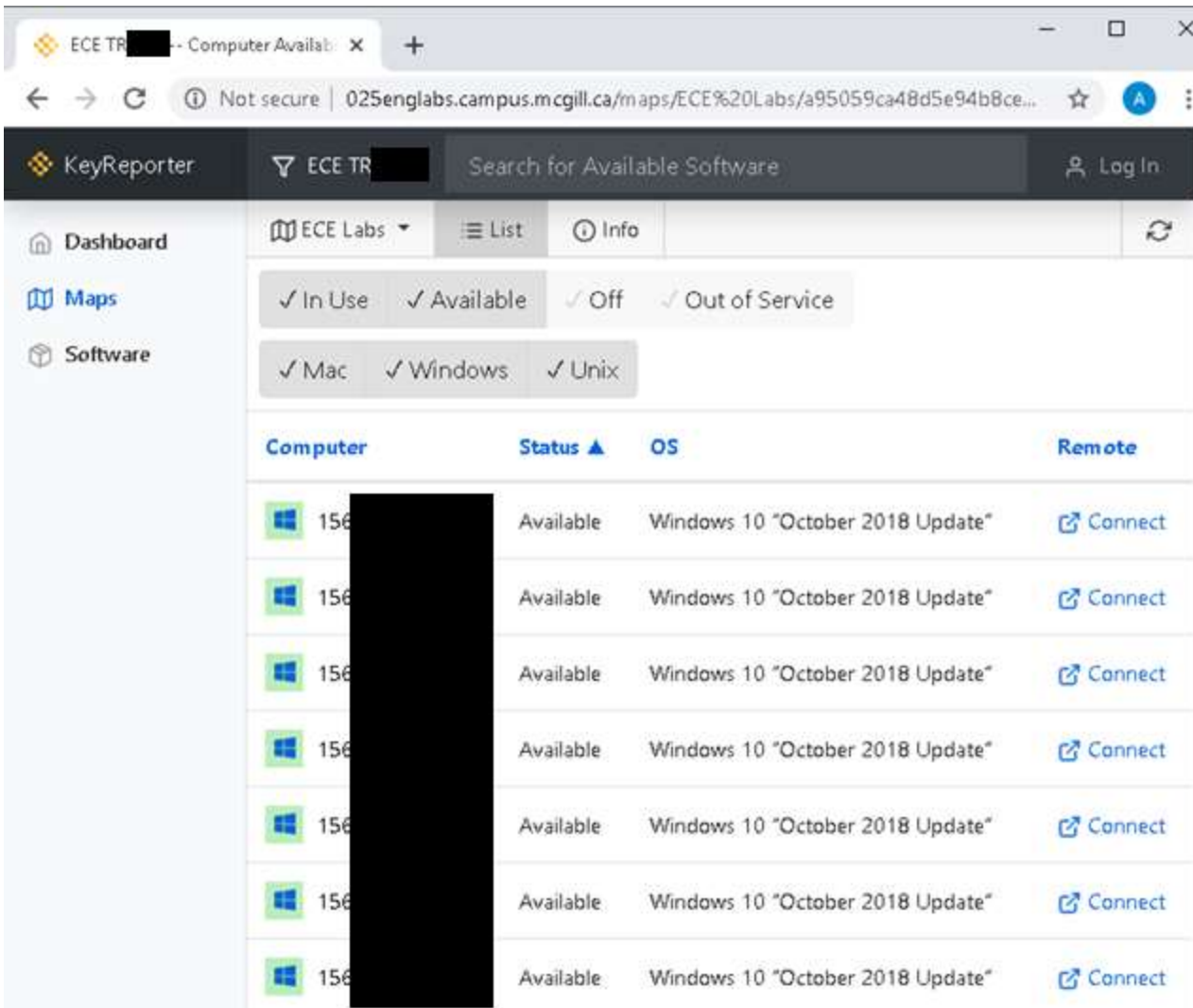
- To find/access an available ECE workstation, please visit:

<http://025englabs.campus.mcgill.ca/maps/ECE%20Labs>

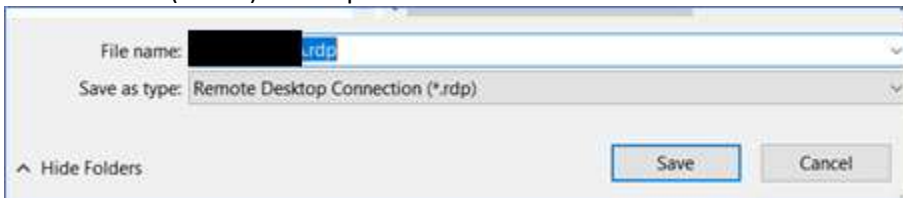
The screenshot shows a web browser window displaying the KeyReporter application. The browser's address bar shows the URL 025englabs.campus.mcgill.ca/maps/ECE%20Labs. The application interface includes a navigation menu on the left with options for Dashboard, Maps, and Software. The main content area is titled 'ECE Labs' and 'EMF Labs' and displays a table of workstation availability. Each row shows a workstation name (partially obscured by a black redaction box), a green progress bar indicating 100% availability, and the total number of workstations available (e.g., 7/7, 9/9, 14/14, 23/23).

Workstation Name	Availability
ECE TR [Redacted]	7/7 (100%)
ECE TR [Redacted]	9/9 (100%)
ECE TR [Redacted]	14/14 (100%)
ECE TR [Redacted]	23/23 (100%)

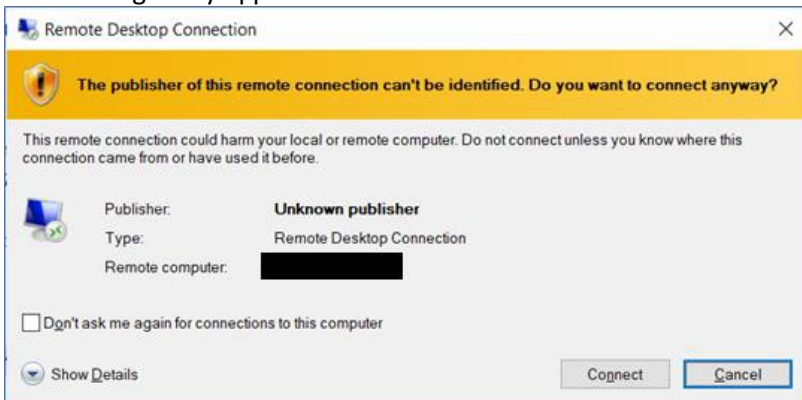
The selected lab will show a list of available workstations
- Choose an available workstation and click on **'Connect'**



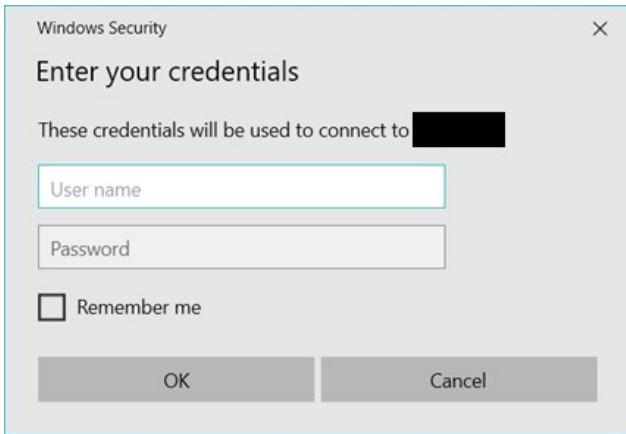
Save the .rdp file (i.e. on your personal computer's desktop)
- Double click (or run) the .rdp file to initiate the RDP session



This message may appear. Click **'Connect'** to continue



Enter your McGill username/password



Click "yes" to the Certificate message



* Please consult the ECE Trottier Lab RDP availability site each time you need to RDP
- Workstation(s) you accessed previously may not be available

** If using an operating system other than Windows (e.g. macOS, Linux) you must install a compatible RDP client for your operating system

Once RDP session is finished, you must sign out (Do Not Disconnect your session)
- Right click on the Start Menu icon → **Sign out** → **Sign out**

RDP policies on ECE Trottier Lab workstations:

1) If a user has disconnected their EMF RDP session (not signed out properly)

- After 30 minutes, their session will be logged off.

- Any unsaved work will be lost

2) If an ECE RDP session is connected but idle (no activity) for more than 30 minutes

- A system message will warn the user their session has been idle for too long and will be disconnected

* User can press any key to remain active during the 2-minute warning message

- If still idle, session will be disconnected and then #1) above applies

3) For any active ECE RDP sessions that stay connected for longer than 6 hours

- Session will be disconnected and any unsaved work will be lost