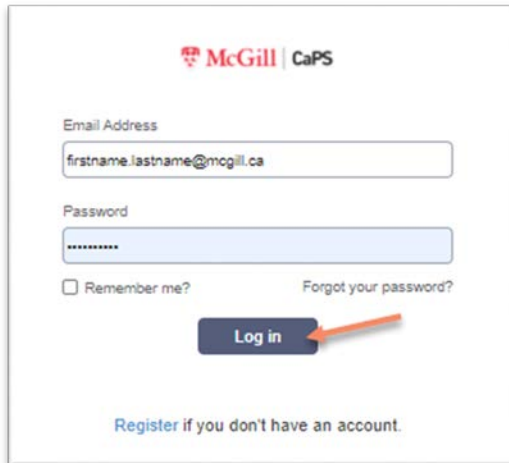


## How to Access Mock MMI Interview Materials on InterviewStream

1. Login InterviewStream <https://mcgill.interviewprep.app/>

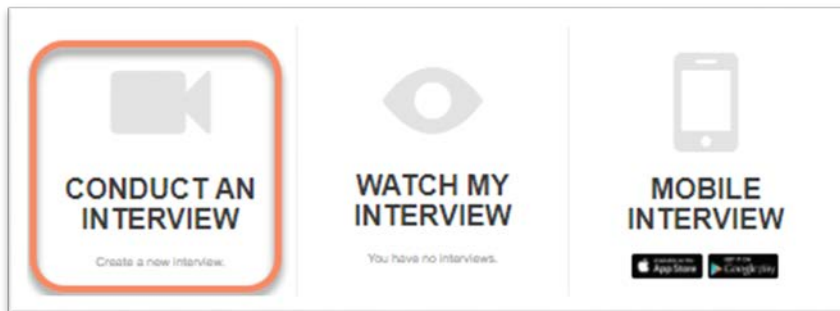


**Note:** If you don't have an account, you must register first with your McGill credentials.

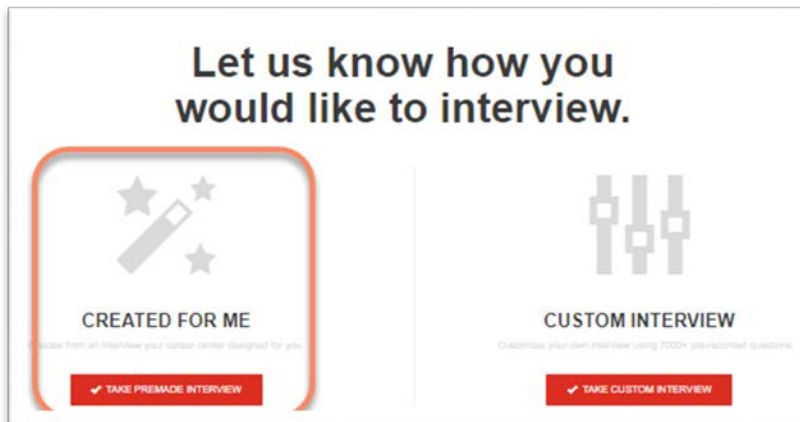


The login form features the McGill CaPS logo at the top. It includes an 'Email Address' field with the placeholder 'firstname.lastname@mcgill.ca', a 'Password' field with masked characters, a 'Remember me?' checkbox, and a 'Forgot your password?' link. A 'Log in' button is highlighted with an orange arrow. At the bottom, there is a link that says 'Register if you don't have an account.'

2. Click the option **Conduct an Interview**

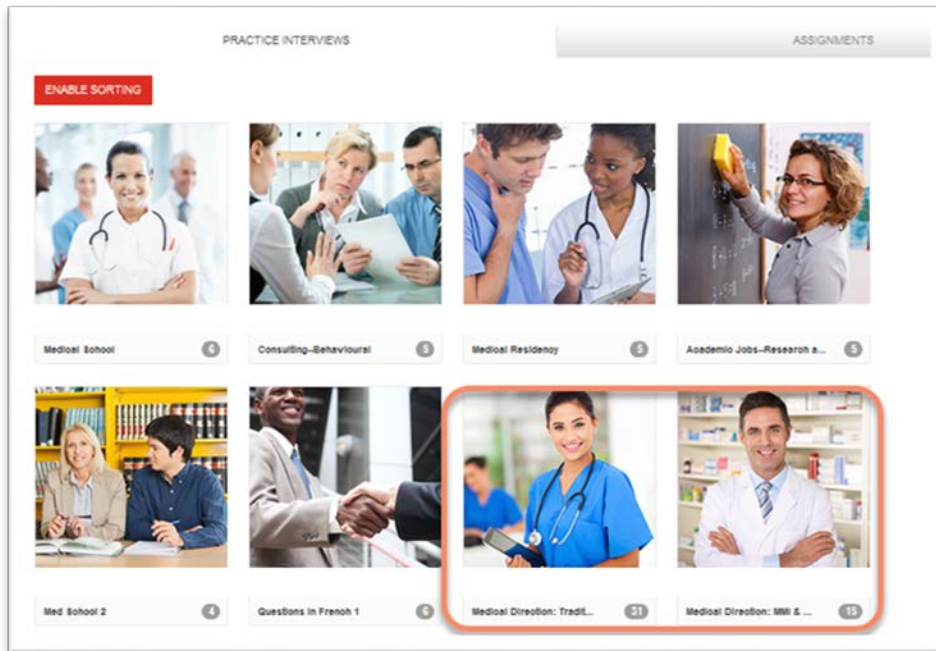


3. Choose the option **Created for me**



4. Choose a set of practice interviews to start with:

- **Medical Direction: Traditional Questions (31 questions)**
- **Medical Direction: MMI & Career Oriented Questions (15 questions)**



**Help Guides:** To familiarize yourself on how to use InterviewStream, please consult this [User Guide](#) or check out the **Resources** section on the home page for additional useful guides.

