

# SCIENTIFIC CAREERS IN HEALTH CANADA

Dr. Ekaterina Zubkova



## Outline

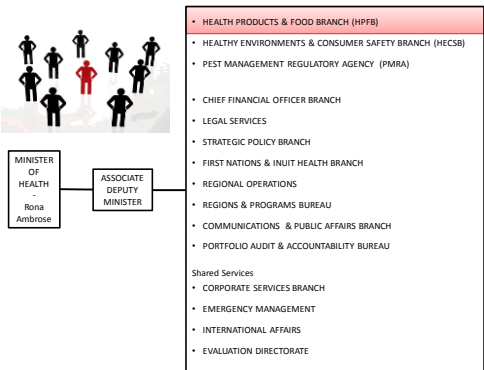
- 1. Overview of Health Canada:
  - Location
  - Organizational Structure
  - Health Canada Mission Statement
- 2. What Health Canada does:
  - Pharmaceutical Life Cycle in Canada
  - Health Products and Food Branch
  - How do we Regulate?
- 3. Jobs at Health Canada:
  - Health Canada as Employer
  - Applying for a Job at Health Canada
  - Candidate Selection Process

## Location

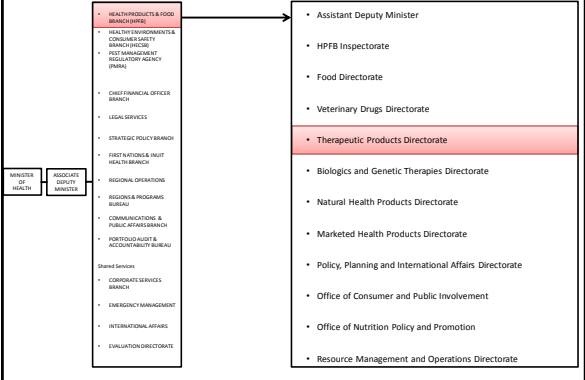


- Central campus in Ottawa
- Multiple other locations in Ottawa
- Regional offices throughout Canada

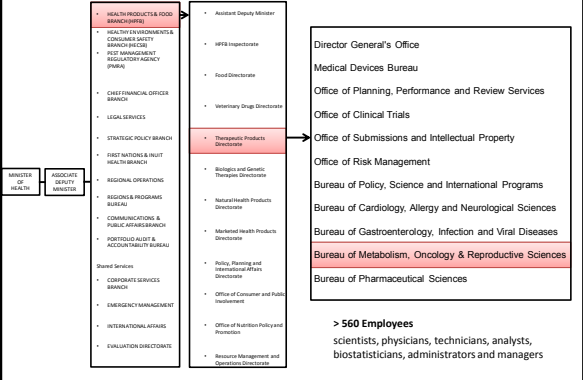
## Organizational Structure



## Organizational Structure



## Organizational Structure



### Mission Statement

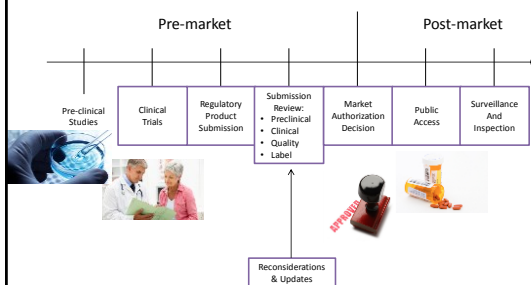


Health Canada is the federal department responsible for helping the people of Canada maintain and improve their health.

### Outline

1. Overview of Health Canada:
  - Location
  - Organizational Structure
  - Health Canada Mission Statement
2. What Health Canada does:
  - Pharmaceutical Life Cycle in Canada
  - Health Products and Food Branch
  - How do we Regulate?
3. Jobs at Health Canada:
  - Health Canada as Employer
  - Applying for a Job at Health Canada
  - Candidate Selection Process

### Pharmaceutical Life Cycle in Canada

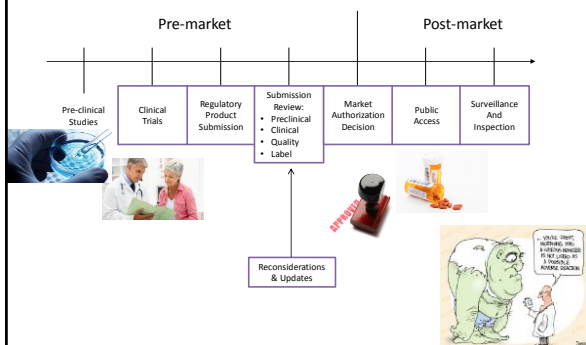


### Data for One New Drug Submission



Review time for a new drug product is about 1 year

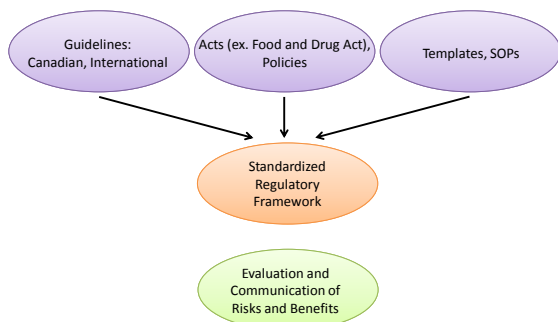
### Pharmaceutical Life Cycle in Canada



### Health Products and Food Branch

- All drugs sold in Canada must be authorized by Health Canada
- As of 2013:
  - About 13,076 marketed human drugs (Rx 9,876, Non-Rx 3,200)
  - About 6,575 human drugs approved, but not marketed
  - About 1,078 marketed disinfectants
  - About 474 disinfectants approved, but not marketed
- All clinical trials conducted in Canada must be approved by Health Canada
- About 1,400 Clinical Trials are submitted to Health Canada for approval every year

### How do we Regulate?



### How do we Regulate?

**Efficacy:** the extent to which a treatment achieves its intended purpose and produces a beneficial result (indications, dosage schedules in adults and special populations)

**Safety:** the relative risk of harm (Contraindications, Warnings, Precautions, Adverse Reactions, Overdose)

**Quality:** accepted standards for the manufacturing and testing of drug products (Stability, Impurities, Performance characteristics, Sterility)



- Risk assessment, Risk/benefit assessment, Hazard assessment
- Characterize risks and develop strategies to manage them

### Example

- A drug intended for the treatment of cancer may result in severe nausea. In weighing the benefits and risks, HC would consider the benefit (treating cancer) to outweigh the risk (nausea).
- However, for a drug treating a common cold, HC would be unlikely to consider severe nausea an acceptable risk.
- Lastly, for something like chronic pain management, the risk tolerance may be left up to the physician/patient through product labeling.



### Additional Resources

Where to find Product Monographs:  
Health Product Database  
<http://www.hc-sc.gc.ca/dhp-mps/prodpharma/databasdon/index-eng.php>

How to do a basic toxicology risk assessment:  
<http://sis.nlm.nih.gov/enviro/toxtutor.html>

Internationally accepted guidelines for drug safety, efficacy and quality:  
<http://www.ich.org/products/guidelines.html>

### Outline

1. Overview of Health Canada:
  - Location
  - Organizational Structure
  - Health Canada Mission Statement
2. What Health Canada does:
  - Pharmaceutical Life Cycle in Canada
  - Health Products and Food Branch
  - How do we Regulate?
3. Jobs at Health Canada:
  - Health Canada as Employer
  - Applying for a Job at Health Canada
  - Candidate Selection Process


### Health Canada as Employer

- "National Capital Region's Top Employer"
- "Canada's Best Diversity Employer"
- Competitive pay
- Benefits (medical, employment insurance)
- Pension
- Interesting and meaningful work
- Work/life balance
- Unionized
- Some dependence on political climate



Applying for a job at Health Canada

Current hiring landscape



- Jobs.gc.ca
- All current job openings in the Federal public service
- Special programs for students and graduate students
- Tips and suggestions on applying
- How to get ready for the job interview

Candidate Selection Process

1. Application  
Note closing date, keep a copy for reference
2. Screening  
Candidate must meet statement of merit criteria
3. Assessment
4. Development of Pool
5. Selection of Candidate from Pool
6. Right Fit Interview

Statement of Merit Criteria

- Essential qualifications**
- Refer to attributes the person must have to perform the work.
  - Ex. Education, experience, official language proficiency, knowledge, abilities, occupational certification
- Asset qualifications**
- Refer to personal attributes that are beneficial to the work and not essential.
  - Ex. A master's degree or speak Spanish.
- Organizational needs**
- Refer to the needs of the organization more than of the position, that are required to help achieve its mandate.
  - Ex. The need to meet objectives for youth recruitment.
- Operational requirements**
- Refer to the needs of the position, rather than qualities of the person.
  - Ex. Shift work or the need to travel.
- You need to demonstrate that you meet all of essential and as many of asset qualifications as you can.

Meeting the Merit Criteria

- Take note of the **key words** that appear in the job posting
- Use concrete examples:
- 5 Ws and H**


  - What you did
  - Where you did it
  - Who you did it for
  - When (frequency/duration)
  - Why (results/success)
  - How (tools/processes used)
- STAR Framework**

  - What was the Situation?
  - What was your TASK?
  - What Action did you take?
  - What was the Result?
- This will provide the screening board with enough **scope** to assess your experience and will best present any **transferable experience**
- If you were successfully screened in, you'll be **assessed** against all of the Essential qualifications & some or all of the Asset qualifications

Candidate Selection Process

1. Application  
Note closing date, keep a copy for reference
2. Screening  
Candidate must meet statement of merit criteria
3. Assessment  
Standardized tests, written exams, interviews, reference checks
4. Development of Pool  
Candidate pool may stay 'valid' for several years
5. Selection of Candidate from Pool
6. Right Fit Interview

Organizational Structure



[illegible]

## Conclusion

Health Canada is employer to thousands of scientists

Wide spectrum of scientific jobs to ensure that Canadians can maintain and improve their health

Risk characterization and risk management is common to many positions

Health Canada is a very attractive employer

Use [jobs.gc.ca](http://jobs.gc.ca) to apply

See you in Ottawa!