

EXECUTIVE SUMMARY (detailed CV follows) (December 2025)

Professor Thomas Ming Swi Chang, O.C., M.D., C.M., Ph.D., D.Sc.,FRCP, FRS[C], FCAHS

Chang has been called the "Father of Artificial Cells". While an honours B.Sc. Physiology student at McGill University, he invented and prepared the first artificial cell (Chang, Hon B.Sc. research report, 1957). He continued this research in medical school then Ph.D. (Chang Science 1964) The Department preferred that he used the more conservative name "Semipermeable Microcapsules" for his Science paper. Others soon realized that these were artificial cells and invited him to give a 1966 lecture and paper on artificial cells (Chang 1966 TASAIO), and later an invited monograph on artificial cells (Chang 1972).

The first artificial cell was in the form of artificial red blood cells, one of the most important cells because our organs, tissues and cells need it for survival. He then innovated this resulting in artificial cells of unlimited configurations and contents. These were cell-sized compartments made from artificial materials. These artificial cells consisted of ultrathin membranes of polymer, crosslinked protein, protein-lipid, or lipid whose semipermeable properties allowed diffusion of small molecules in and out of the cell. The cells were micron-sized but could be much larger (macro) or much smaller (nano) or even as soluble nanobiotechnological complexes. They can contain cells, enzymes, hemoglobin, magnetic materials, vaccine, adsorbents and other materials. This allows for large areas of applications some of these are summarized below:

Artificial cells can now be prepared with extensive variations in terms of their contents, membranes, dimensions, and configurations. This allows for an array of promising and innovative medical applications. Notable developments in artificial red blood cells include hemoglobin-based oxygen carriers and oxygen carriers with antioxidant properties or those with CO₂ transport and antioxidant properties. A brief discussion of other notable innovative applications of artificial cells encompasses hemoperfusion, delivery systems, COVID-19 vaccines, cancer therapy, hereditary enzyme defects like PKU, cell/stem cell therapy, microbes and nanorobotics. The possibilities extend beyond these, encompassing nanomedicine, biotherapeutics, gene therapy, regenerative medicine, agricultural applications, aquatic culture, fermentation and the field of nanorobotics

Degrees

- 1957 B.Sc. Honours Physiology McGill University (invented artificial Cells)
- 1961 M.D.,C.M. Faculty of Medicine, McGill University
- 1965 Ph.D. (on artificial cells) McGill University
- F.R.C.P.C. Fellow of the Royal College of Canada (Medical Sciences)
- F.R.S.C. Fellow of the Royal Society of Canada
- F.C.A.H.S. Fellow of the Canadian Academy of Health Sciences
- D.Sc. (honorary from University British Columbia)

Academic positions

*Promoted at 3-year intervals from assistant professor to associate professor to full professor of the departments of Physiology, Medicine and Biomedical Engineering, Faculty of Medicine & Health Sciences, McGill University, Montreal, Quebec, Canada

*McGill only allows full professors to have a limited amount of time for activities outside the university. I requested to be appointed emeritus professor so that I can fulfill the following activities as non-salaried voluntary positions:

*Director, Artificial Cells & Organs Research Centre, an international centre

*Elected Honorary President and coordinator, Artificial Cells, Blood Substitutes & Nanomedicine (an international network) www.mcgill.ca/artcell

*Editor in Chief 1980-2020, Emeritus Editor 2020- Artificial Cells, Nanomedicine & Biotechnology, an international Journal, (Taylor and Frances Publisher)

*Editor in Chief 2006- Book series on Regenerative Medicine, Artificial Cells & Nanomedicine, World Science Publisher/Imperial College Press,

*Editor in Chief 2025 International Journal Cell/tissue Engineering, Artificial Cell & Regenerative Medicine

*Director, " Father of Artificial Cell TMS Chang Academician Specialist Research Station" First Hospital of the Shantou University Medical School. (Shantou is my hometown.

*Honorary Professor, Peking Union Medical College, Chinese Academy of Medical Sciences, China Honorary Professor and chief consultant, Blood Transfusion Institute, Chinese Academy Medical Sciences, China

*Honorary Professor of Chemistry, Nankai University

Publications www.medicine.mcgill.ca/changPub.pdf

He has published more than 590 full papers and chapters

More than 590 invited lectures and plenary lectures

30 books and special issues

Other recognitions for his research

*A worldwide poll voted him the "Greatest McGillian" out of 700 nominees from McGill's 190 years history

https://www.mcgill.ca/artcell/sites/artcell/files/artificialcells_mcgillnews_fall2011.pdf

*Ranked first in Virage Centre of Excellence in high Technology (Permanent),

*Other awards www.mcgill.ca/artcell

***He is known as the "Father of Artificial Cells".** He proposed and prepared the first artificial cells (Chang 1957 McGill, Science 1964) and continued this research for his research career. **In his Invited Monograph on Artificial Cells (Chang 1972)** (Charles C Thomas Publisher). he stated that: "Artificial Cell is not a specific physical entity. It is an idea involving the preparation of artificial structures..... for possible replacement or supplement of deficient cell functions different approaches can be used to demonstrate this idea." This area has now progressed well beyond his 1972 predictions.

*His 2019 review <https://www.tandfonline.com/doi/full/10.1080/21691401.2019.1577885>

Titled "ARTIFICIAL CELL evolved into nanomedicine, biotherapeutics, blood substitutes, drug delivery, enzyme/gene therapy, cancer therapy, cell/stem cell therapy, nanoparticles, liposomes, bioencapsulation, synthetic cells, cell encapsulation/scaffold, biosorbent/immunosorbent hemoperfusion/plasmapheresis, regenerative medicine, encapsulated microbe, nanobiotechnology, nanotechnology". The potential of artificial cells in biomedical research and clinical application is only limited by one's imagination.

***Further details:** www.mcgill.ca/artcell free papers, reviews, videos, Monographs and books

COMMENTS BY HIS PEERS

Greatest McGillian in the university's 190 years history A 2011 world wide poll voted the inventor of artificial cells, Chang, as the "Greatest McGillian" out of 20 finalists from 700 nominee in McGill University's 190 years history. <http://www.medicine.mcgill.ca/artcell/votingresult.pdf> **TO UPDATE**

The Canadian Academy of Health Sciences "Dr. Chang's original ideas were years ahead of the modern era of nanotechnology, regenerative medicine, gene therapy, stem cell/cell therapy and blood substitutes. Evidence of his stature within the international scientific community was confirmed by 2 nominations for the Nobel Prize".

United Kingdom journal. New Scientist: In 1957, Thomas Chang was completing his final year as an undergraduate at McGill University in Montreal. ... He would make the first artificial cell. It has grown into a dynamic field.... worldwide artificial cells is now a sophisticated marriage of microbiology, chemistry and biotechnology, the concept remains as straightforward as Chang's original notion. Theoretically, an artificial cell can contain virtually anything: oxygen, drugs, enzymes, antibodies, cell extracts and even cells themselves..... can now create artificial cells with roughly 30 different polymers, as well as several kinds of proteins.....in 1961(Bangham) also added lipids to the list"liposomes"

Journal of the British Royal Society of Chemistry . "Chemistry in Britain": Professor Tom Chang when he started work in the 1950's he was ploughing a lone furrow. Chang is credited with inventing microencapsulation,.....can emulate both in vitro and in vivo the behaviour of some natural cells."Artificial cells" already have many medical applications..chronic renal failure, drug poisoning, liver failure, enzyme therapy and metabolic function replacement. He told Chemistry in Britain: "When I first started work it was considered too far-fetched, but by 1966 when I demonstrated the value of artificial cells in hemoperfusion and detoxification there was a surge in interest and curiosity. ... interest in artificial cells has taken off".

"American Medical News(American Medical Association)" (Mark Moran):

"..... Dr. Chang has pursued the development of artificial blood, and his work has laid the foundation for products that may be available in coming years. These products, however, are not true red blood cells but modified hemoglobin molecules for short-term transport of oxygen..... Today, Dr. Chang is working on products that more closely resemble nature's own creation"

"Blood Weekly" U.S.A.: "The conference (VI International Symposium on Blood Substitutes) coincides with the 40 year anniversary of Chang's initial efforts back when he was a student at McGill University. This started ... the modern approach of red blood cell substitutes... McGill University, where Chang and his colleagues have been instrumental in advancing the field of blood substitute"

The role of artificial cells in the fight against COVID-19: deliver COVID vaccine, hemoperfusion removes toxic cytokines, nanobiotherapeutics lower free radicals and pCO2 and replenish blood supply

Modern Drug Discoveries. ACS Publications: “The first encapsulated cells were developed as far back as the 1960s, when T.M.S. Chang and colleagues first reported the microencapsulation of cells. The vision of using these cells for therapeutic purposes was present from the start..... Several polymeric encapsulation systems have been developed or are currently being tested in clinical trials.... Many are examining the use of biocompatible .. membranes to surround the encapsulated cells”

Nature Medicine. “Cell encapsulation: promise and progress” G. Orive et al

“In 1964 Chang (Chang. **Science** 146(3643):524-525) proposed the idea of using ultrathin polymer membrane microcapsules for the immunoprotection of transplanted cells and introduced the term “Artificial Cells” to define the concept of bioencapsulation. Since then ...bioencapsulation has provided a range of promising therapeutic treatments for diabetes, hemophilia, cancer and renal failure

From 50th Anniversary Special Gold Edition of the Official Journal of The American Society for Artificial Internal Organs The 1966 paper by Chang is one of the 25 landmark papers selected for this Gold edition. The editorial “...Chang is the originator of artificial cells (Others included Kolff, inventor of artificial kidney; Scribner for chronic hemodialysis; Gibbon heart-lung machine; Cooley artificial heart; Kantrowitz intra-aortic balloon pumping; Kolobow oxygenator)

DETAIL C.V.

1. CONTENTS
2. DEGREES:
3. APPOINTMENTS.
4. EXAMPLES OF HONOURS AND AWARDS :
5. OTHER INTERESTS: besides medicine and science.
6. ARTIFICIAL CELLS: DETAILS ON INVENTION, INNOVATION AND TRANSLATION.
 - 6.1. Abstract, Basic principles, summary of applications, History
 - 6.3 BASIC METHODS: Macro, micro, nano, crosslinked, conjugated
 - 6.4. ROUTES OF Administration
 - 6.5. HEMOPERFUSION principles, clinical uses, approved for COVID_19 cytokine storm,
 - 6.6 BLOOD SUBSTITUTES: First generation: 2nd Generation: 3Rd Generation: Nano rbc
 - 6.7 DRUG DELIVERY SYSTEM
 - 6.8 COVID_19 VACCINES artificial cell for vaccines, research on mRNA and use of artificial cells
 - 6.9 ENZYME AND GENE THERAPY: Acatalesmia, Lesch-Nyhan Phenylketonuria PKU patients
 - 6.10. CANCER THERAPY Immunotherapy: Enzyme therapy Drug delivery
 - 6.11. Bioencapsulated Cells: status, 4 ways: Method, oral, regenerative medicine
 - 6.12. MORE COMPLEX ARTIFICIAL CELLS: multienzymes, Intracellular compartments and organelles, synthetic gene, reconstitute biological cells
 - 6.13 NONMEDICAL USES OF ARTIFICIAL CELLS.
 - 6.14 FUTURE OF ARTIFICIAL CELLS
 - 6.15. References.
7. ORGNAIZATION OF INTERNATIONAL CENTRE
 - 7.1. ORGANIZATION CHART
 - 7.2. AT MCGILL members and associates, collaboration, help others to establish research
 - 7.3. INTERNATIONAL NETWORK aims, officers, conferences
 - 7.4. ARTIFICIAL CELLS, NANOMEDICINE AND BIOTECHNOLOGY, an international journal
 - 7.5. BOOK SERIES ON REGENERATIVE MEDICINE, ARTIFICIAL CELLS AND NANOMEDICINE
 - 7.6. WEBSITE
8. KEY OFFICIAL POSITIONS
- 9 EDITORIAL BOARDS:

10. BIBLIOGRAPHICAL
11. GRADUATE STUDENTS WITH CHANG
12. OTHER TEACHING:
13. PUBLICATIONS. Total 591.
14. BOOKS AND SPECIAL ISSUES:
15. INVITED LECTURES:
16. PATENTS and PATENT APPLICATIONS:
17. COMMITTEES AND BOARDS:

DEGREES:

- 1957 B.Sc. (Honours Physiology) McGill University ("invented" artificial cells while an undergraduate student on honours research project). .
- 1961 M.D., C.M. Faculty of Medicine, McGill University.
- 1965 Ph.D. (on artificial cells including blood substitutes), Departments of Chemistry & Physiology, McGill University.
2023. D.Sc.Honorary. University of British Columbia
- F.R.C.P.C. (Medical Sciences), Royal College of Physicians and Surgeons of Canada (based on examination of research and clinical trials on artificial cells).
- F.R.S.C. Fellow of the Royal Society of Canada
- F.C.A.H.S. Fellow of the Canadian Academy of Health Sciences

ACADEMIC APPOINTMENTS

(1) RESEARCH APPOINTMENTS AT MCGILL

- 1962-1965 Medical Research Council of Canada Research Fellow, Department of Chemistry then Department of Physiology
- 1965-1968 Medical Research Council of Canada Scholar (career development award),
- 1968- 1999 Medical Research Council of Canada Career Investigator, (laboratory research and clinical trials). Until MRC's Career Investigator Program ended in Dec 1999.
- 1975-1978 Director, Artificial Organs Research Unit, Department of Physiology, McGill University
- 1978-1979 Director, Artificial Organs Research Unit, Faculty of Medicine, McGill University
- 1979- ongoing: Director, Artificial Cells and Organs Research Centre, McGill University.

(2) ACADEMIC APPOINTMENTS AT MCGILL

Physiology

- 1965 Lecturer of Physiology, McGill University
- 1966 Assistant Professor of Physiology, McGill University
- 1969 Associate Professor of Physiology, McGill University
- 1972 Professor of Physiology (tenured since 1975), McGill University
- 2007- Emeritus Professor. *Professors have no age limit at McGill but are only allowed very limited time for activities outside the university. I requested McGill to appoint me as emeritus professor – at that time it was an honour since the faculty only appointed 2 emeritus professors each year. I remain as director of the Artificial Cells and Organs Research Center.*

Medicine

- 1972-1975 Assistant Professor of Medicine and Clinical Medicine, McGill University and Royal Victoria Hospital (clinical trials)
- 1975-2007 Professor of Medicine (tenured), McGill University and Royal Victoria Hospital
- 2007—ongoing: I requested McGill to appoint me as Emeritus Professor of Medicine, McGill University – please see above

Biomedical Engineering (Department formed in 1990)

- 1990-2007 Professor of Biomedical Engineering (tenured)
- 2007- ongoing. I requested McGill to appoint me as Emeritus Professor. Please see above

Chemical Engineering and Chemistry

- 1983-2002 Associate of Chemical Engineering, McGill University
- 1985-2000 Associate of Chemistry, McGill University
(Until Biomedical Engineering's Ph.D. was approved, this allowed me to train a number of Chemical Engineering PhD graduate students)

(3) HONORARY ACADEMIC APPOINTMENTS OUTSIDE McGill University

1983- ongoing Honorary Professor of Chemistry, Nankai University, Tianjin, China
2007- ongoing Honorary Professor, Peking Union Medical College, Beijing, China
2011-ongoing Honorary Professor and key consultant on blood substitutes, Blood Transfusion Institute of the Chinese Academy of Medical Sciences,
2013- 2018 Honorary Professor, Shantou University Medical College
2019-ongoing. Director, "Father of Artificial Cells Academician Specialist TMS Chang Research station", Clinical Research Centre, Shantou University Medical School.
(hometown)

(4) VOLUNTRARY SERVICE AT COMMUNITY

Montreal Chinese Hospital

1966-1967 Director of Medical Board and Director of Laboratory, until Medicare started

1968-1981 Consultant

1982-1987 Honorary Consultant

1987- 2020 Honorary Staff

CheoChoa (Shantou his hometown) Association

2016-ongoing Honorary President, Province of Quebec Branch of the

EXAMPLES OF HONOURS AND AWARDS:

- ◆ Medical Research Council of Canada (MRC) Research Fellow Award 1962-65
- ◆ MRC Research Scholar Award (career development award) 1965-68
- ◆ Career Investigator Award , Medical Research Council of Canada 1968-1999
- ◆ **First Incentive Lecturer**. The Annual Incentive Lectures were instituted in Sweden in 1969. The first Incentive Lecturer was "invited to inaugurate these annual lectures". The lecture on "The Clinical Potential of Enzyme Technology" was given at: Karolinska Institute, Stockholm, University of Lund, University of Gothenberg Hospital (1969).
- ◆ **Started the** I to III International Symposium of Hemoperfusion and Artificial Organs,
- ◆ **Clemson Award** for "Basic Research in the Development of the Microcapsule Artificial Kidney", World Congress of International Society for Biomaterials, Vienna, Austria. (1980)
- ◆ Honorary President IV International Symposium of Hemoperfusion and Artificial Organs, Ankara, Turkey (1982).
- ◆ Honorary President, VI International Symposium on Hemoperfusion, Mexico (1985).
- ◆ Honorary Professor, Nankai University, Tianjin, PRC. 1983-present
- ◆ Honorary President, VII International Symposium on Hemoperfusion, Kiev, USSR, sponsored by the USSR Academy of Sciences, (1986)
- ◆ Annual Award of the Education Foundation Federation of Chinese Canadian Professionals, Toronto. (for invention of "Artificial Cells including blood substitutes"), 1986
- ◆ "Ambassador by Appointment" and, AGORA Trophy, Societe du Palais des Congres deMontreal , 1986
- ◆ Honorary President, 8th International Symposium on Hemoperfusion, Sorbents and Immobilized Bioreactants, Germany, 1988.
- ◆ **Silver Medal Award** for outstanding scientific contribution from Academic Senate of University of Bologna for the 9th Centenary of University of Bologna, 1988
- ◆ Honorary President 9th International Symposium on Hemoperfusion, Sorbents and Immobilized Bioreactants, Tokyo, Japan. , 1989
- ◆ Honorary president 10th International Symposium on Hemoperfusion, Sorbents and Immobilized Bioreactants, Rome, Italy, 1990
- ◆ Congress President, VIII World Congress, International Society Artificial Organs, 1991

- ◆ **Elected as Honorary President and coordinator, International Society for Artificial Cells, Blood Substitutes and Immobilization Biotechnology (since 1991).** (formed by originally group on Hemoperfusion, Sorbent and Immobilized Bioreactants)
- ◆ **Officer of the Order of Canada, for the invention of artificial cells 1992.**
 - **First Julius Silver Lectureship**, Julius Silver Institute of Biomedical Engineering and Israel Society for Biomedical Engineering, 1992.
- ◆ 125th Anniversary of Canadian Confederation Medal Award from Governor General of Canada, 1993
- ◆ Honorary Congress President, XI World Congress, International Society for Artificial Cells, Blood Substitutes and Immobilization Biotechnology, (Congress president: Professor R.Langer of MIT who organized the congress) Boston, 1994
- ◆ **President, International Society for Artificial Organs, 1994-96**
- ◆ **Honorary member, International Society for Microencapsulation, since 1995**
- ◆ Queen Elizabeth 25th Jubilee Medal, Governor General of Canada, 2002
- ◆ **Honorary Congress President XII World Congress, International Society for Artificial Cells, Blood Substitutes and Immobilization Biotechnology** (Congress President, is the president of the Chinese Academy of Medical Sciences that organizes the congress) co-congress president is the President of the Chinese Red Cross Society, Beijing, 1997
- ◆ **1999 ISBP Annual Award, International Society for Blood Purification** (Sir Roy Calne was winner of 1998 Award, other previous winners are Robert Rosenberg from NIH, Charles Dinarello then at Tufts and Colton from MIT)
- ◆ **“VIRAGE” AWARD FOR CENTRE OF EXCELLENCE IN BIOTECHNOLOGY**, Quebec Ministry of Higher Education, Science and Technology (1985- permanent since 1990 started with infrastructure and with salaries. Renewed permanently as 4 professors' salaries for the centre integrated into the faculty salary budget.
- ◆ **MSSS-FRSQ group on Blood Substitutes** in Transfusion Medicine (2002-2008)
- ◆ Honorary President, IX International Symposium on Blood Substitutes, Tokyo, Japan 2003
- ◆ **Fellow of the Royal Society of Canada, FRSC 2004**
- ◆ Honorary President, X International Symposium on Blood Substitutes, Rhone Island, Providence, U.S.A. 2005
- ◆ **Nominated for Nobel Prize** in Medicine & Physiology, and also for Nobel Prize in Chemistry
- ◆ Honorary member, International Golden Key Honour Society (2005-)
- ◆ Honorary President, 2007 XI International Sym on Blood Substitutes, Beijing, (President of Symposium, Professor Liu Qian, Vice Minister of Health of China, president of Beijing Union Medical College Hospital and Vice President, Chinese Academic of Medical Sciences)
- ◆ **Special Award “50 years Outstanding Contribution on artificial cells and Blood Substitutes”** from Professor Liu Qian, Vice Minister of Health of China and President of the 2007 XI International Symposium on Blood Substitutes, Beijing, China
- ◆ Honorary President, 2009 XII International Symposium on Blood Substitutes, Parma, Italy
- ◆ **Founding President, International Academy of Nanomedicine 2009-2010**
- ◆ **First “Outstanding Research Award of the International Academy of Nanomedicine”**, at the First World Congress of the International Academy of Nanomedicine.
- ◆ Honorary President, 2011 XIII International Symposium on Blood Substitutes, Harvard Medical School, Boston, U.S.A. Symposium president, Professor Warren Zapol, Emeritus Chief of Anesthesia and Critical Care Medicine, Mass General Hospital, Harvard Medical School. <http://www.medicine.mcgill.ca/artcell/536.pdf>
- ◆ **2011 Voted as the Greatest McGillian in McGill University's 190 years history.** (700 nominee and 20 finalists included Rutherford, Penfield, Osler, James McGill, Cohen and others https://www.mcgill.ca/artcell/sites/artcell/files/artificialcells_mcgillnews_fall2011.pdf)

- ◆ **Honorary President, International Academy of Nanomedicine, since 2012** then continue when it was reorganized into the **International Society for Nanomedical Sciences**.
- ◆ **Honorary President, International Society for Nanomedical Sciences ISNS, since 2013**
- ◆ **Honorary President. 2013 XIV ISBS** International Symposium on Blood Substitutes, Institute of Blood Transfusion, Chinese Academy of Medical School, President will be vice president of the Chinese Academy of Medical Sciences.
- ◆ Queen Elizabeth Diamond Jubilee Medal 2013
- ◆ **Honorary President. 2015 XV ISBS** International Symposium on Blood Substitutes, Lund, Sweden. President Professor Leif Bulow
- ◆ **Chinese Canadian Legend 2015**
- ◆ **Honorary President, 2015 IV ISNS** (Turkey)
- ◆ **Honorary President, 2017 XVI ISBS** International Symposium on Blood Substitutes, Montreal
- ◆ **Honorary President, 2017 V ISNS** World Conference on Nanomedicine, Montreal
- ◆ **Honorary President, 2018 V ISNS** World Conference on Nanomedicine, Delhi, India
- ◆ **Honorary President, 2019 XVII ISBS** International Symposium on Blood Substitutes, Japan
- ◆ **Father of Artificial Cells Academician Chang Ming Swi Specialist Workstation, Clinical Research Centre,** Faculty of Medicine, Santou University, Shantou (home town) China
- ◆ **Honorary President, 2022 XVIII ISBS** International Symposium on Blood Substitutes(Cancelled pandemic)
- ◆ **Honorary Doctor of Science,** University of British Columbia, Canada
- ◆ **Honorary President, 2024 XIX ISBS** International Symposium on Blood Substitutes, (U.S.A)
- ◆ **Elected inaugurate tenured Honorary President,** International Plasmapheresis Blood Health Care Alliance (IPABHA)
- ◆ **Honorary President, 2026 XX ISBS** International Symposium on Blood Substitutes. Xian, China
- ◆ **Honorary President, 2026 VI ISNS** International Congress on Nanomedicine (India)

OTHER INTERESTS:

- □ Continuing updating on most recent approaches in management, project control, organization, negotiation, interpersonal relationship, techniques in clear writing and speaking
- □ Continuing updating on new approaches in microcomputer especially word processing, database, website management, organization, project control, negotiation, graphics, clear writing, and other areas. Also, in mobile communications.
- □ Classical music, (tennis, badminton downgraded with age to table tennis), weight training, physical conditioning, martial arts, books on history and cultural developments and others.

ARTIFICIAL CELLS: INVENTION, INNOVATION & TRANSLATION.

Abstract:

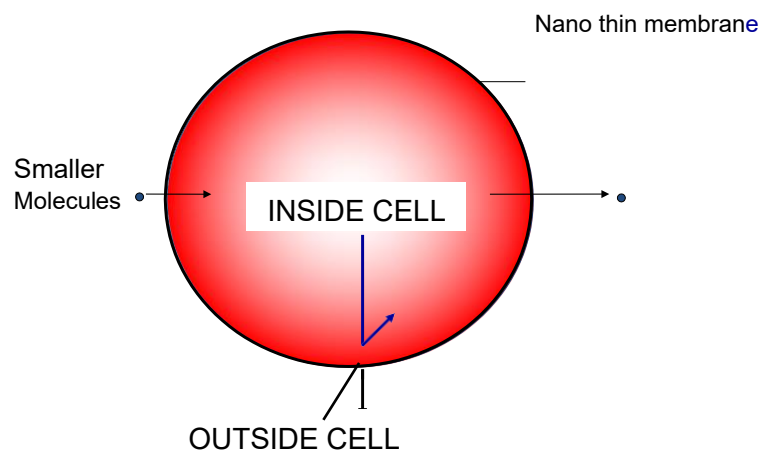
Artificial Cell invented by Chang (Chang, McGill 1957, Science 1964) and developed by Chang's group has led to development by his group and other groups around the world resulting in approval for routine clinical uses and nonmedical uses in a number of areas: For example:

- ❑ For use in COVID_19 vaccines.
- ❑ Hemoperfusion for COVID-19 cytokine storm also for treating poisoning, partial support of liver and renal failure, and for some immunological diseases.
- ❑ For use as first-generation blood substitute (Biopure) in countries with HIV contaminated donor blood. A murine HBOC (Zal) is approved in the EU for pre-transplantation organ preservation.
- ❑ As a number of drug delivery systems.
- ❑ PEG-asparaginase for use in leukemia treatment.
- ❑ Phenylketonuria PKU. Recently approved as PEG-Phenylalanine ammonia lyase for the treatment of adult
- ❑ Nanorobotic delivery system
- ❑ Use of synthetic enzymes for Blood substitutes
- ❑ Agriculture
- ❑ Aquatic culture
- ❑ Nanocomputer and nanorobotics
- ❑ bioreactors
- ❑ others

This is just the beginning of the routine clinical use and nonmedical uses of artificial cells since the principle of artificial cell is just beginning to be actively explored into other areas of nanomedicine, biotherapeutics, blood substitutes, targeted drug delivery, enzyme/gene therapy, cancer therapy, cell/stem cell therapy, nanoparticles, liposomes, bioencapsulation, replicating synthetic cells, cell encapsulation, biosorbent/immunosorbent hemoperfusion/plasmapheresis, regenerative medicine, encapsulated microbe, nanobiotechnology, nanotechnology and other areas. More futuristic research includes nanorobot, nanocomputer, multimodal locomotion delivery robot, synthetic genomes and cells, and others.

Basic Principle of Artificial Cells

(Chang 1957 McGill, 1964 Science)

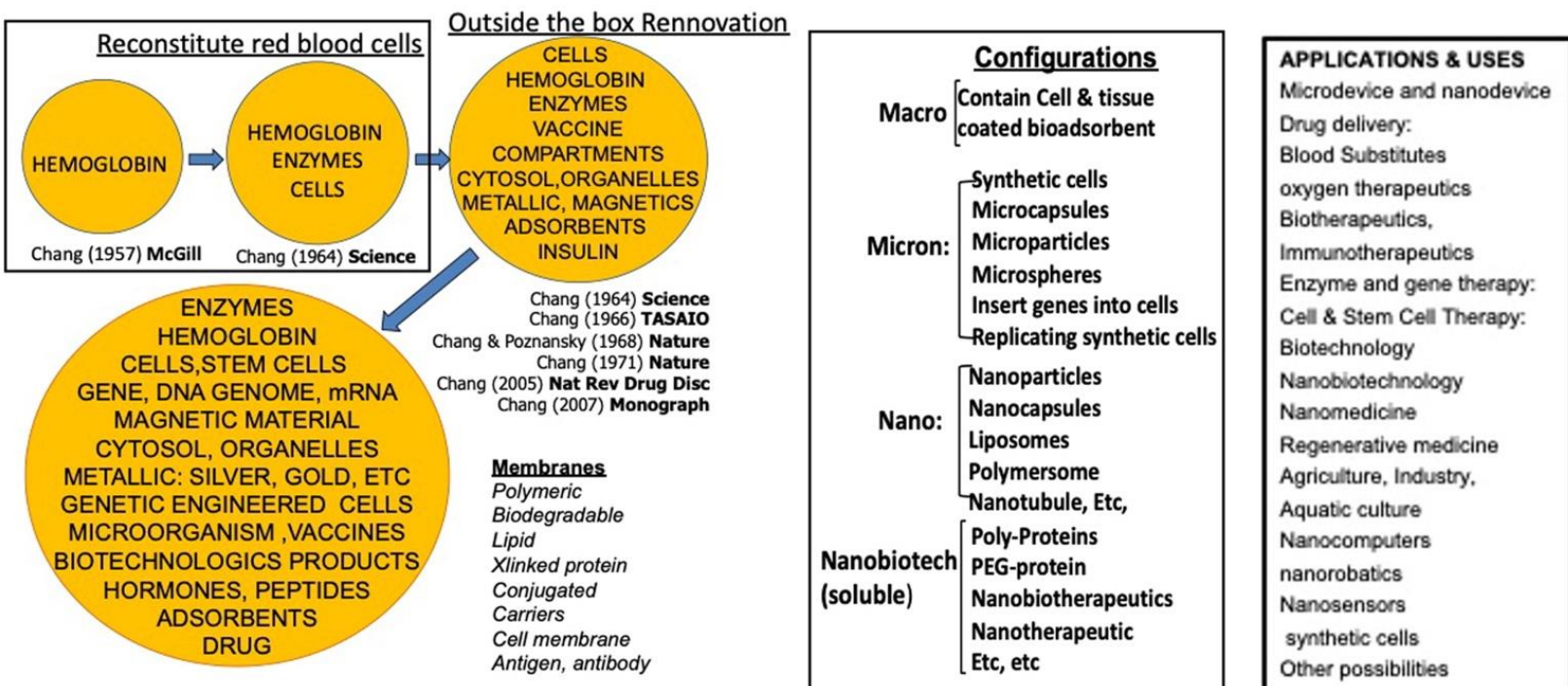


The very first “artificial cells” reported by Chang in 1957 (Chang McGill 1957, Science 1964) is not to reproduce biological cells, but to use available basic knowledge to prepare very simple system for possible uses in medicine and other areas (Fig. 1). Chang predicted in his 1972 monograph on Artificial Cells that “*Artificial Cell is not a specific physical entity. It is an idea involving the preparation of artificial structures of cellular dimensions for possible replacement or supplement of deficient cell functions.*”

It is only in the last 20 years that many of the original ideas on artificial cells are being increasingly applied and extended by researchers around the world. This is because many of the original ideas were reported years before the modern era of nanotechnology regenerative medicine, blood substitutes, biotechnology, gene therapy, stem cell therapy, cell therapy and other areas. Thus, following his 2005 review on “therapeutic applications of polymeric artificial cells” in Nature Review Drug Discovery (Chang 2005), a timeline prepared by the editor shows that Chang and his group has made 20 of the 23 major discoveries in related areas up to that time.

However, since that time, other groups are making rapid and exiting progress and numerous discoveries. Each major progress in other areas has led to stepwise progress in artificial cells. First, there is the coming of age of polymer chemistry and biomaterial. Then there is the recognition of the importance and developments in biotechnology. Then there is the progress in molecular biology and genomics. All these has contributed to a quantum leap in the area of artificial cells. One can expect that there will be important future progress in other areas, for example, artificial intelligence and nanorobots. The exciting synthetic genome for replicating synthetic artificial cells. All these will contribute to unlimited progress by increasing number of groups world-wide in the area of artificial cells. We have only touched the surface the potential of the extension, innovations and uses of artificial cells (Fig. 1-2). Space only allows for a general overview follows by some examples of the different configurations and their applications.

HIGHLIGHTS OF THE PRESENT INTERNATIONAL STATUS OF ARTIFICIAL CELLS



HIGHLIGHTS OF THE PRESENT INTERNATIONAL STATUS OF ARTIFICIAL CELLS

Artificial cell is a McGill Invention (Chang 1958 BSc. Chang 1964 Science). The first artificial cell was in the form of artificial red blood cells (rbc). RBCs are one of the most important cells since we, our organs, tissues and cells need it for survival. By going outside the box (Chang 1964-2005) (Fig 1), we were able to extend this to prepare artificial cells of unlimited configurations and contents resulting in large areas of applications: (Fig 1). Although published in Science and Nature (Chang 1964 Science, Chang and Poznanski summer student, Nature 1968, Chang, Nature 1971), other laboratories were initially curious and interested but did not carry out serious research in this area. Thus, for more than 10 years since 1964 my laboratory has carried out most of the original invention in this area (Fig 1). It was after our clinical trial showing the effectiveness in the use of artificial cell for hemoperfusion (Chang et al 1973) and also the publication of the first monograph on Artificial Cells (Chang 1972) that other laboratories started to seriously carry out research in this area, resulting in explosive developments around the world (Fig 1). Indeed, nearly all researchers in therapy or diagnosis are using different configurations of artificial cells (Fig 1) perhaps even without knowing it.

Some examples of the clinical uses of artificial cells

Artificial cells can now be prepared with extensive variations in terms of their contents, membranes, dimensions, and configurations. This allows for an array of promising and innovative medical applications. Notable developments in Artificial red blood cells. include hemoglobin-based oxygen carriers and oxygen carriers with antioxidant properties or those with CO2 transport and antioxidant properties. However, it is our innovative “out of the box” of red blood cell approach approach that has led to extensive actual applications in patients. Brief discussion of notable innovative applications of artificial cells encompasses hemoperfusion, delivery systems, COVID-19 vaccines, cancer therapy, hereditary enzyme defects like PKU, cell/stem cell therapy, microbes and nanorobotics. The possibilities extend beyond these, as listed in figure 1 , encompassing nanomedicine, biotherapeutics, gene therapy, regenerative medicine, agricultural applications, aquatic culture, and the field of nanorobotics.

(1) Artificial red blood cells as nanobiotherapeutic based blood substitutes [Open access details available at 2022](#)

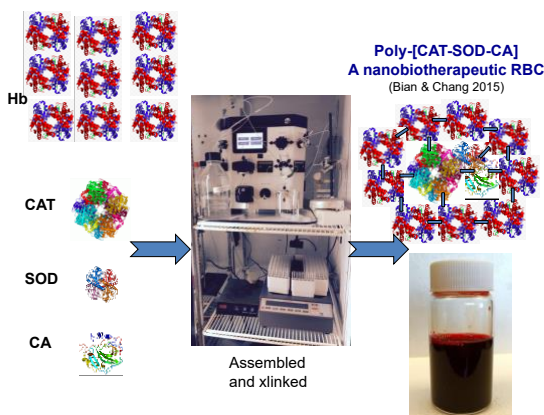
Chang ,editor in chief; coeditors Bulow, Jahr, Sakai, Yang: 1004 pages Book on Nanobiotherapeutic based Blood Substitutes [Open access:click](#) [Based Blood Substitutes](#)

Research on artificial red blood cells started at McGill well back in 1957 (Chang, McGill 1957, Science 1964). There was no interest until 1989 with HIV contaminated blood, and countries around the world belatedly carried out catch up R&D.. Despite invitation from the U.S. Chang decided to help a Canadian start-up Hemosol, but it then decided to develop its own blood substitute. Biopure and Northfield in the US developed Chang’s 1971 published Nanobiotechnology Glutaldehyde polyhemoglobin method resulting in a 1st generation blood substitute, polyhemoglobin oxygen carrier approved for use in South Africa and Russia to avoid the use of HIV contaminated donor blood. Multicenter clinical trial in the U.S showed that this can be given on the spot in the ambulance without crossmatching. This was more effective that the control group. but there was cardiac side effect in 3% of the patients compared to the control group with 0.6%.

Thus, my laboratory developed a second generation one that that has 2 of the three red blood cell functions: carries oxygen and remove oxygen radicals (D’Agnillo PhD student & Chang 1987 Nature Biotech). Biopure wanted to develop this. I opted to help a new start up Canadian Co, but after one year they were not able to obtain the needed funding.

In the meantime, my laboratory persisted to explore this into the 3rd generation that has all 3 red blood cell functions: it

can carry oxygen, remove oxygen radicals and remove carbon dioxide. The ability to remove carbon dioxide finally solves the cardiac side effects of the earlier generation ones (Bian & Chang 2015, Chang 2017, Gao & Chang 2018, Chang et al 2021 Bian & Chang 2023). China officially contacted Canadian External Affairs to collaborate with me on this. Canada Global.Affairs encouraged me to go ahead and to seek Canadian support for the collaboration. Canadian Blood Service and CIHR were not interested. The VP of Beijing University’s Technology Transfer division, Zhang Yi, has a Venture Capital group and has successfully started 3 biotechnology companies in China. He wanted to start a new company to help develop this for use by patients in both China and Canada using nongovernment private



funds. McGill has earlier transferred the rights to the inventors (Chang & Bian). We therefore followed McGill's Technology Transfer procedure with this company. McGill has approved the agreement that follows the usual technology transfer agreement with income to McGill and the inventors. Instead of financial gain for myself, they have donated an unrestricted donation of one million Canadian dollars to my laboratory through McGill Advancement. The company only seeks private Venture Capital funding in order to develop this for both Canada and China.

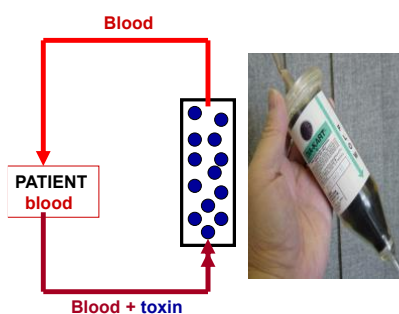
My position in the company. They offer me the positions of (1) honorary chairman of the board, (2) Chief Scientist and (3) Chairman of Scientific Advisory board with shares of the company and a large salary that is nearly 3x my present McGill pension. I did not accept their offer because of potential conflict of interest with my present position as director of research centre, coordinator of international network and editor in chief of journals on artificial cells. Furthermore, I always prefer to let my PhDs or postdocs to work with companies. Zhang Y is the president of the company. They have appointed Dr Bian as vice president and director of R&D. She has obtained her PhD with me and my coinventor. They have appointed a full time representative for the company in Canada. She is an MD who has obtained her PhD with me and has recently retired from the Health Canada Regulatory division. The two PhDs from my lab who have each spent 4 years of their PhD with in the 3rd generation blood substitutes have joined as consultant.

Use of synthetic enzymes rather than natural enzymes for the nanobiotherapeutic based 3rd generation Blood Substitutes. The concentration of my laboratory is to always look forward to innovative areas. I asked my PhD student, now Dr. Hoq, to carry research on the use of a solution of chemically prepared small chemical molecules of synthetic enzymes: catalase, superoxide dismutase, and carbonic anhydrase (neoCAT, neoSOD, and neoCA). We carried out a study to see if these synthetic enzymes can replace the natural enzymes (CAT, SOD, and CA). Since they are simple chemicals and not immunogenic it can avoid the need for the complicated cross-linking of natural enzymes to PolyHb to form PolyHb-CAT-SOD-CA. Furthermore, they are much more stable than natural enzymes with hardly any change in enzyme activities over 260 days, compared to a decrease to at least 30% within days for the natural ones. We compared the effect a solution of these three synthetic enzymes has on the viability of warm-ischemic hepatocytes that were exposed to nitrogen for 1 h at 37°C. PolyHb significantly increased the viability. The three synthetic enzymes themselves also significantly increased the viability. The use of both PolyHb and the three synthetic enzymes resulted in an additive effect in the recovery of viability. Increasing the concentration of the synthetic enzymes resulted in further increase in the effect due to the synthetic enzymes. Other Implications: For blood transfusion, in addition to PolyHb, there are a number of other HBOC oxygen carriers. Regulatory agencies may require HBOCs to have antioxidant and CO₂ transport properties in order to prevent side effects. All that is needed is to add or inject the solution of synthetic enzymes as a separate component. (Hoq & Chang 2023) Open Access: [Preliminary feasibility study using a solution of synthetic enzymes to replace the natural enzymes in Polyhemoglobin-catalase-superoxide dismutasecarbonic anhydrase: effect on warm ischemic hepatocyte cell culture](#) We have since then published detailed studies on thier effect on hepatocytes (Hoq & Chang 2024) (10.1038/s41598-024-73862-2) and myocardiocytes (Hoq & Chang 2025).

<https://www.cardiologymedjournal.com/jccm/article/view/jccm-aid1207/pdf> We have sent in a ROI to McGill, then obtained a US provisional patent (Chang & Hoq 2023) plus patent applications to Canada, US and China.

Artificial Cells for Hemoperfusion.

- (1) Artificial cells containing bioactive material for hemoperfusion (Chang TASAIO 1966) was developed by Chang (Chang 1969) and tested in clinical trial in McGill teaching hospitals showing its effectiveness for acute drug poisoning, liver failure and kidney failure (Chang et al 1970, 1973 1975). A large multinational in Europe flew Chang to its board of director meeting and offered him large personal gain if he signs an agreement to develop this with them. Chang says to all potential companies that he would do this if they start a company in Montreal and instead of personal gain, for them to give an annual donation to the centre. A Dialysis company from Paris sold their company and moved to Montreal to concentrate on hemoperfusion. They signed an agreement for an annual donation to our McGill centre. They worked hard with Chang who carried out clinical trial with their products (Chang et al 1985) resulting in the best hemoperfusion device at that time and approved by the FDA. A large US dialysis company approach this new company to buy it over against my objection. They offered

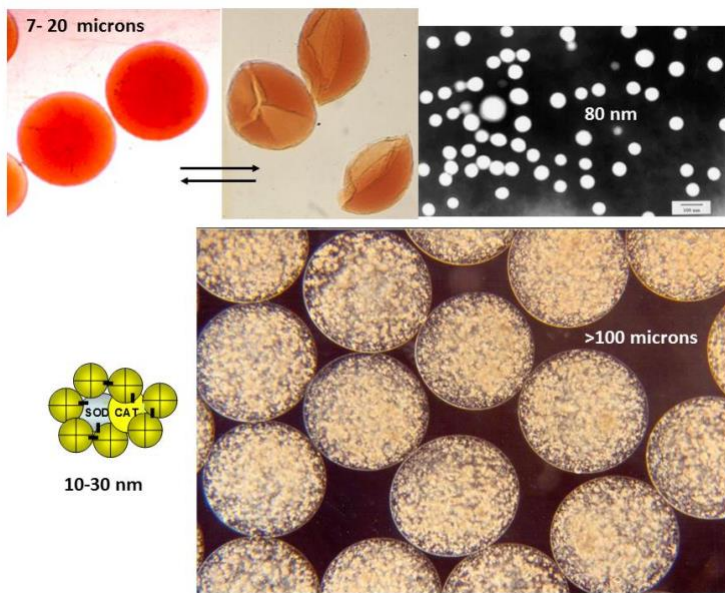


the stock holders something that they could not refuse. I have no vote since I did not want to hold any stock since I was doing the clinical trial. To be fair, the company was not able to obtain the needed fund from Canadian sources. As I have expected, the Dialysis company pulled the hemoperfusion device off the market to prevent it from competing against their expensive dialysis machine. Fortunately, all my methods and results were published in details https://www.mcgill.ca/artcell/sites/artcell/files/hpbk_ch1.pdf and a visiting scholar from China, Prof YT Yu. came to my lab for 2 years. On returning to China, he helped a start-up company 10 years ago to use my ultrathin collodion polymer membrane coating method resulting in the best artificial cell hemoperfusion device. This company is now one of the largest medical device company in China. They have found this to be useful for treating cytokine storm and more recent they have used this successfully for the treatment of severe COVID-19²³.

<https://doi.org/10.1080/21691401.2022.2126491> Canadian Health Regulatory Agency has approved this for emergency use in Canada for COVID-19. A Chinese group has also developed a novel hemoperfusion system for the treatment immunological disease like LUPUS as reported in 2023 in [The development of immunosorbent for the treatment of systemic lupus erythematosus by hemoperfusion](#)

(3) Artificial Cells in the fight against COVID²⁶⁻²⁸

The use of artificial cells as carrier for vaccine has been reported many years ago (Chang1976). Artificial cells prevent mRNA from inactivation by body enzymes and allow it to carry out its function as COVID-19 vaccine. Back in 1976 Chang has already used artificial cells for vaccine (Chang1976 Bioengineering, Chang 1975 chapter in book by Prof Heden from Karolinska). As mentioned above Artificial cells based hemoperfusion has also been used recently to lower the elevated toxic level of cytokines in patients with severe COVID-19. More details available at open access: 2022 Chang: The role of artificial cells in the fight against COVID-19: deliver vaccine, hemoperfusion removes toxic cytokines, nanobiotherapeutics lower free radicals and pCO₂ and replenish blood supply" <https://doi.org/10.1080/21691401.2022.2126491>.



(4) Artificial Cells Delivery system Artificial cells in different configurations have used successfully as delivery systems for drugs, biologics, cell/stem cells. therapeutics, microbes etc.. These are in the different configurations of artificial cells (Chang 1964, 1971, 1972, 2002 , 2023, etc), bioencapsulation, nanoparticles, liposomes, lipid vesicles, pegulation, nanorobotics, nanobiotherapeutics, and different carriers of macro, micro and nano dimensions, synthetic cells, and others.) Nearly all researchers in areas related to therapy or diagnosis are using one of these configurations, perhaps even without knowing that they are using artificial cells. Open access details from 2019 Chang: review on Artificial Cells: <https://doi.org/10.1080/21691401.2019.1577885>
Chang (2023) from Frontier Medical Technology

"<https://www.frontiersin.org/articles/10.3389/fmedt.2023.1306419>

(5) Artificial cells for Hereditary enzyme deficiency

We first show that catalase artificial cells can replace the deficient enzyme in hereditary catalase deficient mice (Chang & Posnanasky. Nature)²⁹. Use in patients was not possible because the defective enzymes in PKU are liver enzymes that are too complex and unstable. We search the literature and found that the chemical industry has been using fermentation to produce simple and stable enzymes for other uses. This allowed us to treat a patient with Lesch Nyhan disease using artificial cells contain xanthine oxidase (Chang 1985. Palmer ,,Chang, Lancet 1985) We also use artificial cells containing Phenylalanine ammonia lyase (PAL) to treat rats with Phenylketonuria (Bourget and Chang 19 86).

https://www.mcgill.ca/artcell/sites/artcell/files/2007_ebook_artcell_web.pdf Ibex Co from Montreal licenced our patent

with McGill and collaborated with us to prepared less expensive human recombinant PAL with the help of my PhD graduate, Dr KF Gu. This company then collaborate with with an U.S. company to prepare PEG-PAL that has been approved by FDA for acute use by injection in adult PKU patients (*FDA approves a new treatment for PKU, a rare and serious genetic disease*(2018). Available at: <https://www.fda.gov/news-events/press-announcements/fda-approves-new-treatment-pku-rare-and-serious-genetic-disease>For the more large scale use in children our oral administration is needed and a suitable industrial oral formulation needs to be developed

(6)Artificial Cells for Cancer therapy

We first reported the use of artificial cells containing asparaginase for the suppression of lymphosarcoma in mice (Chang 1971 Nature)³⁵. This is now being used in patients in the form of PEG-asparaginase. We are using artificial cell containing polyHb-tyrosinase in mice with melanoma (Wang & Chang 2021)^{37,38}. Zhao, a PhD student with Chang shows the use of nanorobotic supermagnetic nnao artificial cells for the suppression for lung, liver, breast and cervix cancers (Zbao & Chang 2025 Frontiers Bioengineering and biotechnology (nanotechnology section). <https://www.mdpi.com/2072-6694/17/16/2698> including the detailed studies and use of nanorobotic artificial cells (10.3389/fbioe.2025.1562145) (10.3389/fbioe.2025.1562145)

(7)Artificial cells containing cell/stem cell in therapy and regenerative medicine³⁹⁻⁴³,

We have shown the effectiveness of artificial cells bioencapsulated rat bone marrow stem cells for the recovery of rats with 90% liver removed (Liu & Chang 2006,2012). www.medicine.mcgill.ca/artcell/2007%20ebook%20artcell%20web.pdf For use in human, we need to use human source of stem cells. In collaboration with Professor Sun (at TMS Chang Academician Work station at Shantou University in my home town), we have carried out research on artificial cells bioencapsulated human source of stem cells published in CELLS. <https://doi.org/10.3390/cells11193134>

(8)Artificial Cells containing Microbes

One of my earlier projects is on the use of artificial cells containing microorganisms for the removal of cholesterol and other waste metabolites. When Prakash came as my PhD student, I assigned him the study of encapsulated genetic engineered microbe for oral administration (Prakash & Chang 1996 Nature Medicine). Later also shown to be effective for the removal of other waste metabolites https://www.mcgill.ca/artcell/sites/artcell/files/2007_ebook_artcell_web.pdf However, FDA does not look kindly on the use of genetical engineered microbes. My suggestion to use artificial cell containing Lactobacillus (use for Yogurt) resulted in a publication in this approach by Chow, Liu, Prakash and Chang (2003). An US company and a Canadian company wanted to develop this and I opted for the Canadian Company, Again, after one year they were not able to obtain the needed funds. In the meantime, the US company has already come out with products for use in kidney failure patients. Fortunately, as I usually do for my PhD grduates, I asked Professor Prakash to independently take over the research and commercial development of artificial cell microbe project. He has done well having established himself in this area and started a number of companies

(9)Artificial cells as micro and nanorobotic delivery systems

Artificial cells containing magnetically active material can be control by external magnetic forces was first reported from McGill (Chang 1966, ASAIO). This has recently become an ultramodern and explosive area as shown in recent reviews including a review (Wang Tao, postdoc fellow and Chang 2023) on ‘Supramagnetic artificial cells in cancer therapy’ on the present world wide research on nanorobotic drug delivery for cancer. <https://www.mdpi.com/2072-6694/15/24/5807>

(10)The possible uses extend beyond the above examples as listed in figure 1, encompassing nanomedicine, biotherapeutics, gene therapy, regenerative medicine, cell and stem cell therapies, agricultural applications, aquatic culture, and the field of nanorobotics.industry, agriculture, aquatic culture^{4,5,50}, synthetic cells⁴⁷ and others (Fig.1)^{4,5,49}

This is now a very large area, and the above summary is just a brief overview.. Some references are cited here, but for a complete reference of his group’s research please see the Publication section of this C.V. Some typical recent reviews are as

(2) 2019 Chang: review on Artificial Cells: <https://doi.org/10.1080/21691401.2019.1577885>

(3) 2017 Opening Chapter in Book on Hemoperfusion pages https://www.mcgill.ca/artcell/sites/artcell/files/hpbk_ch1.pdf

- (4) 2021 Chang ,editor in chief; coeditors Bulow, Jahr, Sakai, Yang: 1004 pages Book on Nanobiotherapeutic based Blood Substitutes Open access [Based Blood Substitutes](#)
- (5) MONOGRAPH 2007 by Chang ARTIFICIALCELLS: biotechnology, nanotechnology, regenerative medicine, blood substitutes bioencapsulation and cell/stem cell
https://www.mcgill.ca/artcell/sites/artcell/files/2007_ebook_artcell_web.pdf
- (6) 2022 Chang: The role of artificial cells in the fight against COVID-19: deliver vaccine, hemoperfusion removes toxic cytokines, nanobiotherapeutics lower free radicals and pCO2 and replenish blood supply"
<https://doi.org/10.1080/21691401.2022.2126491>
- (7) Chang (2023) editorial. Frontier Medical Technology series on "Innovative Medical Technology based on artificial cells"<https://www.frontiersin.org/articles/10.3389/fmedt.2023.1306419>

ORGANIZATION OF INTERNATIONAL NETWORK



ORGANIZATION OF INTERNATIONAL CENTRE

Artificial cell was invented at McGill by Chang (Chang McGill 1957, Science 1964). Right from the beginning I realize that this is such a large area that it will not be possible or ethical for one laboratory, one center, one university or even one country to do everything. As a physician researcher with the aim to do what is best for the patients, my plan has been to continue to do frontier innovative research of the future and at the same time to encourage others around the world to develop my ideas for patient use. This is by publishing all the reproducible details and methods; by encouraging and helping others to do this research; by sending researchers to help others to start research in this area; by organizing international network, international meetings, international journals, books and a public service website containing complimentary papers, books and videos for free

access by all www.mcgill.ca/artcell

1. AT MCGILL

Placed our emphasis on innovative ideas that depends on original ideas of individuals rather than extensive staff or facilities. This way, we have been more than competitive with the much larger international centers. Most of the original ideas in this area come from the director's laboratory.

Associate members from McGill:

They come from departments of Physiology, Biomedical Engineering, Experimental Medicine, Surgery, Bioengineering, Chemical Engineering, Mechanical Engineering and McGill's Biotechnology program.

Collaborate with other universities:

The director holds a number of non-salary voluntary positions as honorary professor of Chemistry of Nankai University, China; Honorary Professor of Peking Union Medical College of the Chinese Academy of Medical Sciences (CAMS), Honorary Professor and key consultant of the Blood Transfusion Institute of the Chinese Academy Medical Sciences; and honorary professor of the Shantou University Medical College in his hometown. In 2019 his hometown Shantou university formed the "Father of Artificial Cells: Chang Ming Swi Academia Specialist Research Station" for their newly built Clinical Research Centre building.

Some examples of Chang helping other groups:

- Way back in 1964, the late Harvard Professor Folkman of angiogenesis fame phoned me for the detail procedure of my 1964 Science paper for his PhD student, the now well-known Professor Robert Langer of MIT. For many years Langer has interacted with me in organizing meetings and was a member of editorial board of our journal
- Connaught Laboratory, Toronto: I helped the director of Connaught start a research project on artificial cells containing islet. His research associate there, Professor A Sun did some excellent research.
- The late Professor Sam Sideman, Chair of Biomedical Engineering, Israel Institute of Technology, Technion, has collaborated in hemoperfusion and blood substitutes and coeditor with me 2 books.
- Help Professor Neufeld of McGill's Chemical Engineering and his postdoc Dr Poncelet start their research in this area. Prof Neufeld later become Chairman of Chemical Engineering at Queens and works full time in this area. They have organized annual meetings on Bioencapsulation, especially in Europe.
- Help Professor Mason of Chemistry at McGill and his postdoc Dr Kondo start a program on AC
- Help Professor Saint-Pierre in Polymer chemistry at McGill to start research on AC
- Help Professor Charles Scriver at McGill to start a research project on the use of AC for PKU
- Help Dr Paul Barre establish the Hemoperfusion procedure in McGill teaching hospital. He becomes the director of dialysis at McGill
- Professor C Yang, has collaborated in blood substitutes for many years – was director and now emeritus director of the Blood Transfusion Institute of Peking Union Medical College and Chinese Academy of Medical Sciences
- In 1968, Muller and Rudin reported that they used the method from Chang Science 1964, to prepare lipid membrane artificial cells. I "brain washed" a McGill Biochemistry PhD graduate, Gregoriadis, to study lipid membrane artificial cell for drug delivery for his postdoc in England with Bangham using their onion like multilaminar lipid microspheres. This has resulted in liposomes now used commonly for drug delivery
- D'Agnillo, (PhD with me in Physiology) to help Dr Alayash head of division of FDA/NIH to start a research program on blood substitutes. (He is now a senior staff there)
- BL Yu (PhD with me in Biomed Eng) to help the late Dr. Zapol, Chief Anesthesiology, MGH Harvard start a research program on blood substitute (She is now an assistant Professor there)
- Keipert (PhD with me in Physiology) to help start the blood substitute program for the late Professor Winslow at Letterman Institute and UC San Diego, he then become VP of Winslow's company on blood substitutes
- Prakash (PhD with me in Physiology) now professor at McGill Biomedical Engineering with his own companies.
- Poznanski (My first PhD graduate, Physiology) is director emeritus of Robert Research Institute.
- Chawla, Daka & Ning join as staff at Health Canada Regulatory division.
- Piskins both return to Turkey as professors.
- YT Yu helps to start a successful hemoperfusion company in China.
- KF Gu (PhD with me Chemical Engineering) helps Montreal IBEX Co on recombinant enzyme production.
- Vivek Dixit (PhD with me in Physiology) professor and head of the artificial liver unit at UCLA
- Wang (PhD with me in Expt Med) now associate Professor and director of a program at the 3rd affiliated hospital of Beijing University Medical School.
- Bian (PhD with me in Biomedical Engineering and coinventor with me), is now Vice President of the 3rd Generation Blood Substitute Co, Proheme in China. Jing (PhD with me in Physiology) is their representative in Canada. Guo (PhD with me in Expt Medicine) and Gu (PhD with me in Chemical Engineering) are their consultants. Others include those from Saudi Arabia, Israel (Technion & Wiseman Institute), Japan (Tabata) and others.

INTERNATIONAL NETWORK FOR ARTIFICIAL CELLS, BLOOD SUBSTITUTES & BIOTECHNOLOGY (ISABB)

Aims

This international network was formed in 1976 to encourage research, development and clinical applications in artificial cells, blood substitutes, nanomedicine, regenerative medicine, tissue engineering, cell/stem cell therapy, immunotherapy, hemoperfusion, bioencapsulation, and related areas.

We have avoided a tight and restrictive organizational structure. Instead responsibilities are widely distributed to committees and organizers of congresses and symposia. This allows this network to benefit from fresh ideas and novel approaches and to move with the frontier of research. This, plus the enthusiastic participation and voluntary contribution of members of the society, has allowed us to continue this international network for more than 40 years without charging membership fees – this allows for world-wide participation with no restrictions related to nationality, age, experience, financial status. This also avoid any one group or groups from controlling the network or preventing it from moving in the frontier of research.

Officers

Elected Honorary President & coordinator: T.M.S.Chang (McGill, Canada)

Elected executive committee (Elected Past-Presidents of ISABI congresses and/or symposia): G Becerra (Mexico)1985, V.Bonamini (Italy)1978; L.Bulow (Sweden) 2015, M Chandra(India), 2019; C.U.Casciani(Italy)1990; R. Chandra (India) 2018.

T.M.S.Chang(Canada)1976, 1987,1991,1996, 2017 ; K. Kobayashi (Japan) 2003; R.Langer (USA) 1994; Qin

Liu (China) 2007;. E.Piskin (Turkey)1982,2001; S Prakash (Canada), 2017, H. Sakai (Japan) 2019,

Splendiani A.T (Italy) 1990, ,C.M.Yang(China), 1997, 2019;; Zheng/Yang/Liu (China) 2013. Zou HJ (China) 1983.

Memorials:Late Prof D. Falkenhagen (Austria); Late Prof. AG.Greenburg (USA) ; Late Prof A. Mozzarelli

(Italy); Late Prof Nikolaev(USSR); Late Prof M.Odaka (Japan); Late Prof S.Sideman(Israel); Late Prof

E.Tsuchida (Japan); Late Prof R.Winslow (USA)]; Late Professor Y.T.Yu(China); Late Prof WM Zapol

(USA)

Subcommittee of ISABB: International Committee on Blood Substitutes:ISBS

Elected executive board members ISBS (past elected ISBS presidents or their representatives):

1987: Chang (1987, 1991,1996)

1993: Keipert (for late Winslow 1993, 1999)

1997: Yang/Yu YT (1997)

1997: Sakai (for late Tsuchida 1997)

2003: Kobayashi (2003)

2005: Kim for late Greenberg (2005)

2007: HQ Zou for Liu/Xiu (2007)

2009: Stefano for late Mozzarelli (2009)

2011: BL Yu for late Zapol (2011)

2013: Zheng/Liu/Yang (2013)

2015: Leif Bülow (2015)

2017: Chang (2017)

2019: CM Yang, H Sakai (2017)

2021: cancelled due to pandemic

2024: J Jahr, D Doctor (2024)

Scientific Advisory Board ISBS.

Alayash A, Abuchowski A. H Beumler, Bian Y,Biro B, Bülow L, Burhop K, Chan G, Chang TMS, Chen C, Cooper C, D'Agnillo F, Doctor D, Estep T, Farmer M, Gould S, Han JQ, Hong Z, Hsia C, Intaglietta M, Jahr S, Keipert P, Kim HW, Kim, Kluger R, Kobayashi K, Krafft MP, Light R, Liu Q, Liu JX, Ma L, Palmer A, Privalle C, Pugach I, Rausch C, Riess JG, Sakai H, Selivanov E, S Bruno, Su ZG, Tsai AG, Vandegriff K,Wei G, Wong B, Wong JT, Xiu RJ, Yang CM, Yu BL, HJ Zou

Conferences

The emphasis is to concentrate on 1 or 2 areas that need extensive effort towards routine clinical uses. Once the area is in routine clinical use, the area is left to other groups to look after and we then concentrate on another 1 to

2 areas that needs major effort. Each congress or symposium president in consultation with his local organizing committee, makes the final decision and has the final responsibilities including financial responsibilities. After each congress or symposium, the president or appointed representative becomes a member of the executive committee of the ISABI.

1976 ISABI (I HPS) President: TMS Chang (McGill, Canada)

1978 ISABI (II HPS) President: V Bonamini (Bologna U, Italy) co-chair TMS Chang (McGill Canada)

1980 ISABI (III HPS) President: S. Sideman (Technion, Israel) co-chair TMS Chang (McGill Canada)

1982 ISABI (IV HPS) President: E. Piskin (Ankara U, Turkey) Honorary President: TMS Chang (Canada)

1983 ISABI (V HPS) President: C Z Huang (President, Chinese Academy of Medical Sciences), co-chair TMS Chang (McGill Canada)

1985 ISABI (VI HPS) President: A. Trevino Becerra (Mexico). Honorary President: TMS Chang (Canada)

VII 1986 ISABI (VII HPS) President: V. Nikolaev (USSR Academy of Sci), Honorary President: TMS Chang

VIII 1987 ISABI (III ISBS) President: TMS Chang (McGill, Canada), Cochair: R.Geyer (Harvard) 1987

1988 ISABI (VIII HPS) President: D.Falkenhagen & Klinkmann(Germany) Honorary President:TMS Chang

1989 ISABI (VIV HPS) President: M. Odaka (Chiba U, Japan), Honorary President: TMS Chang

1990 ISABI (X HPS): President: C.U.Casciani (Rome U, Italy), Cochiar: G Splendiani (Rome U, Italy) Honorary President TMS Chang (McGill, Canada)

1991 ISABI (IV ISBS) President: T.M.S.Chang(McGill, Canada) Cochair R.Geyer (Harvard, USA)

1993 ISABI (V ISBS) President: R.Winslow(Letterman, USA) Cochairs: TMS Chang (McGill, Canada) & R.Riess (France),

1994 ISABI Congress President: R. Langer (MIT, U.S.A.), Honorary president: TMS Chag (McGill)

1996 ISABI (VI ISBS) President: TMS Chang (McGill, Canada) Cochairs: A.G.Greenberg (Brown U, U.S.A) & E.Tsuchica (Waseda U, Japan)

1997 ISABI Congress President: Denian Ba (President,Academy of Med Sci, China) & C.M. Yang (CAMS, China), Honorary President TMS Chang (McGill, Canada)

1997 ISABI (VII ISBS) President: E.Tsuchida (Waseda U, Japan) Cochairs: S.Sekiguchi (Red Cross, Japan) & TMS Chang (McGill, Canada)

1999 ISABI (VIII ISBS) President: R.Winslow (UC at San Diego, U.S.A) Cochairs: TMS Chang (McGill, Canada), M.Intaglietta(UC at San Diego, U.S.A.) & E.Tsuchida (Waseda U, Japan)

2001 ISABI Congress President: E. Piskin (Ankara U, Turkey) Honorary President: TMSChang (McGill)

2003 ISABI (IX ISBS) President: K. Kobayashi (Keio U, Japan), Cochair: E.Tsuchida (Waseda U, Japan), Honorary President: TMS Chang (McGill, Canada)

2005 ISABI (X ISBS) President: G. Greenberg (Brown U, U.S.A.)

HonoraryPresident: TMS Chang 2007 ISABI (XI ISBS) President: Q. Liu (Vice-president, Chineswe Academyof Medical Sci., China)

Executive President: R Xiu (Academy of Medical Sci, China), Honorary President: TMS Chang (McGill)

2009 ISABI (XII ISBS) President: A. Mozzarelli (University of Parma, Italy), Vice Presidents Professor Enrico Bucci (University of Maryland) and Professor Clara Fronticelli (Johns Hopkins University, U.S.A.), Honorary President: Professor TMS Chang (McGill University, Canada)

2011 ISABI (XIII ISBS) President: Professor W Zapol (Harvard Medical School, U.S.A.) Honorary President: Professor TMS Chang (McGill University, Canada)

2013 ISABI (XIV ISBS) President: Professor Zheng (BTI China), Vice

presidents Professor Liu (BTI China) & Professor Yang (BIT China),
Honorary President, Professor Chang (McGill, Canada)
2015 ISABI (XV ISBS) President: Professor L Bulow (Lund, Sweden),
Honorary President, Prof TMS Chang
2015 ISABI (ISNS) President: Prof Budak (Turkey) Hon President TMS Chang
2017 ISABI (XVI ISBS, ISNS) Hon President TMS Chang (Canada)
2017 ISABI (ISNS) President Chandra (India) Hon President TMS Chang (Canada)
2019 ISABI (XVII ISBS) China (Prof Yang)/Japan (Prof H Sakai) Hon President Chang
2021, 2023 ISABI (XVIII ISBS Canceled, Pandemic) President Prof Beumla 2021, Prof Bulow 2023,
2024 ISABI (XIX ISBS) Presidents: Prof Jahr, Prof Doctor, U.S.A, Hon
President TMS Chang
2026 ISBSI (XX ISBS). President C Chen Choa Xian China, Hon Presidents Chang & Yang
2026 ISBSI (ISNS) Nanomedical Science Congress, Delhi, India, President Chandra, Hon President Chang

JOURNALS AND BOOKS

ARTIFICIAL CELLS, NANOMEDICINE AND BIOTECHNOLOGY, an international journal (IF 6.355 2021) Publisher: Frances & Taylor,

This is a peer review journal that is the oldest journal in the field having started in 1972
"Biomaterial, Medical Devices & Artificial Organs, an international journal".
1979: Chang became the editor in chief and allows the name of the journal to change with time to reflect the frontier of research in the area. Before 2003 this journal was "Artificial Cells, Blood Substitutes and Immobilization Biotechnology".
2003: Starting in 2003 it was "Artificial Cells Blood Substitutes and Biotechnology."
2012 it became Artificial Cells, Nanomedicine and Biotechnology. Its demand is such that in
2016 the publisher has increased the issues from 6/year to 8/year with corresponding increase in the total pages. In 2019 the submission increased to 2,400 that required too much time for the editor in chief. He thus asked to become emeritus editor to be free from day-to-day functions.
Editor in chief 1980-2020 Emeritus Editor 2020- TMS Chang (McGill, Canada);
2020- Two coeditors in chief and 1 review editor

BOOK SERIES ON REGENERATIVE MEDICINE, ARTIFICIAL CELLS AND NANOMEDICINE (World Science Publisher/Imperial College Press)

Editor in chief: TMS Chang (McGill, Canada)
Volume 1: Monograph "ARTIFICIAL CELLS: Biotechnology, Nanomedicine, Regenerative Medicine, Blood Substitutes, Bioencapsulation and Cell-Stem Cell Therapy" Chang 2007 454 pages with full text now available free on https://www.mcgill.ca/artcell/sites/artcell/files/2007_ebook_artcell_web.pdf
Volume 2: Present and future Therapies for End-Stage Renal Failure. Editors: Eli Friedman & MC Mallappallil (2010)
Volume 3: Selected Topics in Nanomedicine. Editor: TMS Chang (2013)
Volume 4: Hemoperfusion and plasma-perfusion: general, selective, immune and leucocyte adsorbents. Editors: TMS Chang, Y Endo, VG Nikolaev, T Tani, YT Yu and WH Zheng (2017) https://www.mcgill.ca/artcell/sites/artcell/files/hpbk_ch1.pdf
Volume 5: Nanobiotherapeutic Blood Substitutes: Editor in chief: TMS Chang, Co-editors: Bulow, Jahr, Sakai and Yang 2021 <https://www.mcgill.ca/artcell/sites/artcell/files/2021book.pdf>
Volume 6: Chinese translation of Nanobiotherapeutic Blood Substitutes:
Volume 7: English Translation of the new 3rd edition of "Chinese Transfusion Medicine"
Volume 8: TMS Chang: 3rd edition of Monograph "ARTIFICIAL CELLS" Chang in preparation

International Journal of Cell/tissue Engineering, Artificial Cells & Regenerative Medicine

The official publisher of Nobel prize lectures has started a new journal on
"International Journal of Cell/tissue Engineering, Artificial Cells & Regenerative Medicine" They invited the director of our centre to be the editor in chief with 46 editorial board members. Please click link and follow "about this journal"

<https://www.worldscientific.com/worldscinet/ijcteam>

WEBSITE

The Web Site of this International network: www.mcgill.ca/artcell

KEY OFFICIAL INTERNATIONAL POSITIONS

- ◆ Honorary President, International Society for Artificial Cells, Blood Substitutes and Immobilization Biotechnology (1991- ongoing).
- ◆ Honorary President, International Society of Nanomedical Sciences (2012-ongoing)
- ◆ President (1994-1996), President-elect (1992-1994), Immediate-past president (1996-98) International Society for Artificial Organs.
- ◆ Honorary member, International Society for Microencapsulation, (1995-ongoing).
- ◆ Senior Member, Society of Biomedical Engineering, since 1989.
- ◆ Honorary presidents, Chairman and co-chairman of International Symposia on Hemoperfusion, Sorbent and Immobilized Bioreactants. I (Montreal), II(Italy), III(Israel), IV(Turkey), V(PR China), VI (Mexico), VII (USSR), VIII(Germany), IX (Japan), X(Italy),
- ◆ Congress President, 7th World Congress, International Society for Artificial Organs and 4th International Symposium on Blood Substitutes, Montreal, 1991.
- ◆ Honorary Congress President, XI Congress, International Society for Artificial Cells, Blood Substitutes and Immobilization Biotechnology, organized by MIT with Professor R. Langeras Congress President, Boston, 1994.
- ◆ Honorary Congress President, XII Congress, International Society for Artificial Cells, Blood Substitutes and Immobilization Biotechnology, Congress president: President of the Chinese Academy of Medical Sciences & Peking Union Medical College; Congress co-president: is President of the Chinese Red Cross Society, Beijing, 1997.
- ◆ Chairmen of III(87,Montreal), IV(91,Montreal), VI (96,Montreal) and Co-Chairman of V(93,San Diego, USA), VII(97,Toyko,). VIII (99, San Diego) International Symposia on Blood Substitutes.
- ◆ Honorary President, 2003 IX International Symposium on Blood Substitutes, Tokyo, Japan 2003
- ◆ Honorary President 2005 X International Symposium on Blood Substitutes, Brown University, Providence, U.S.A.
- ◆ Honorary President, 2007 XI International Symposium on Blood Substitutes, Beijing, China 2007 organized by the Chinese Academy of Medical Sciences and Union Medical College. The symposium chairman was Professor Liu Qin vice-president of the Chinese Academy of Medical Sciences and President of the Union medical College Hospital – now vice premier of Health of China.
- ◆ Honorary President, 2009 XII International Symposium on Blood Substitutes, Parma, Italy. Symposium president was Professor Mazarrilli of University of Parma, Parma, Italy.
- ◆ Honorary President, 2011 XIII International Symposium on Blood Substitutes, Harvard Medical School, Boston, U.S.A. The symposium chairman was Professor Zapol, Professor and Chief of Anesthesia and Critical Care Medicine, Mass General Hospital, Harvard Medical School.
- ◆ Honorary President, 2012 III Congress of the International Academy of Nanomedicine, Ankara, Turkey
- ◆ Honorary President. 2013 XIV International Symposium on Blood Substitutes, Institute of Blood Transfusion, Chinese Academy of Medical School, President was the Director of the Institute.
- ◆ Honorary President. 2015 XV International Symposium on Blood Substitutes, President Professor Leif Bulow, University of Lund, Lund, Sweden
- ◆ Honorary President 2015 IV ISNS World Nanomedicine Congress, Turkey.
- ◆ Honorary President 2017 V ISNS World Nanomedicine Congress, Montreal
- ◆ Honorary President. 2017 XVI International Symposium on Blood Substitutes, Montreal
- ◆ Honorary President 2018 V ISNS World Nanomedicine Congress, Delhi, India
- ◆ Honorary President. 2019 XVII International Symposium on Blood Substitutes, Nara, Japan

- ◆ Honorary President. 2023 XVIII International Symposium on Blood Substitutes, Lund, Sweden (cancelled)
- ◆ Honorary President, 2024 XIX 2024 International Symposium on Blood Substitutes. Maryland, U.S.A.
- ◆ **Elected inaugurate tenured Honorary President**, International Plasmapheresis Blood Health Care Alliance (IPABHA)
- ◆ Honorary President, 2026 XX 2026 International Symposium on Blood Substitutes, Xian, China

BIBLIOGRAPHIES:

1. Who's Who in Artificial Organs , International Society for Artificial Organs 1977
2. Marquis Who's Who in the East (1977,1978)(1995, 1996 Silver anniversary 25th 2014
3. Marquis Who's Who in America (1978 - ongoing).
4. Marquis Who's Who in the World, (1984 - ongoing).
5. Canadian Who's Who (1983 - ongoing).
6. Marquis Who's Who in Frontier Science and Technology, (1984 - ongoing).
7. American Men and Women of Science (ongoing)
8. Marquis Who's Who in Science and Engineering (1992 - ongoing)
9. International Who's Who in Medicine (1995 - ongoing)
10. American Biographical Institute "Five Hundred Leaders of Influence" (1995)
11. Marquis Who's Who in Medicine and Healthcare (1996 -ongoing)
12. Top 100 Scientists, International Biographical Centre, U.K. (2005)

GRADUATE STUDENTS SUPERVISED by CHANG

Before 1985 (one example given):

Ph.D. (Physiology): **Mark Poznanski** was Professor Chang's first Ph.D. graduate in Physiology. He has recently been honoured with the Order of Ontario and Order of Canada. He has been for a number of years the president of University of Western Ontario's "Robart Institute for Medical Research" and has built up the institute to "600+ people with an average of \$600,000+ per investigator" (www.robarts.ca). He is a founding member and past chair of the Council for Health Research in Canada, a research advocacy group in Ottawa, and also chairs the Scientific Advisory Board of the Canadian Medical Discoveries Fund, and Director of the Ontario Genomics Institute, he also founded London Biotechnology Incubator Inc., in addition to being on many biotechnology-industry related boards. He is now president of his own consulting firm.

After 1985 (complete list):

1986 Ph.D. (Physiology): **Peter Keipert** , was Senior Director, Blood Substitutes, Alliance Pharmaceutical Co., Calif., USA until 2004; 2005-2013 V.P. of Research in Blood Substitutes, Sangart Co. San Diego). Now part owner of the renewed Sangart Co.

1986 M.Eng. (Chem.Eng.): **Maurice Cattaneo** (continued for Ph.D. with Chang)

1986 Ph.D. (Expt. Med.): **Zhi Qing Shi**, M.D. Now retired. Vice President REMD Biotherapeutics Inc, CA, USA. Was Medical Director, Genzyme Co, US, and Research

scientist at Amgen Biotechnology Co.in U.S.A. after Assistant Professor in Physiology, University of Toronto

1987 Ph.D. (Physiology): **Louis Bourget** (then dentistry at McGill, now a dental surgeon)

1987 Ph.D. (Physiology): **Vivek Dixit** (retired Professor and Director, Laboratory of Artificial Liver Support, Department of Medicine, University of California at LA

1987 M.Sc. (Physiology): **Andrew Budning** (completed McGill University M.D., physician)
1987 M.Eng. (Chem.Eng.): **Flavio Garofalo** (continued for Ph.D. with Chang)
1987 M.Eng. (Chem.Eng.): **David Morley** (completed Law at McGill University and Oxford)
1989 Ph.D. (Physiology): **Soudabeh Aghazaman Kashani**, M.D. (now in clinical medicine)
1990 Ph.D. (Chem.Eng.): **Maurice Cattaneo**, Consultant (Previously Director, Technology Development, Cambridge Scientific Inc. Cambridge, MA. Adjunct Professor, Northeastern University, Boston. (Previously Research Scientist, NRC, Biotechnology Research Institute, Montreal)
1990 Ph.D. (Chem.Eng.): **Flavio Garofalo** (Research Scientist, in the Biotechnology Co. Microlife Technics in Florida)
1990 Ph.D. (Ad Hoc) **Kang Fu Gu** retired now. Senior scientist of a Biotechnology Company in China (Was senior Scientist, U.S. Biotechnology before this he was Senior Research Scientist of IBEX Technology, a Montreal biotechnology company)
1991 Ph.D. (Physiology): **Jing Ning**, M.D. (She was Research Scientist at Hemosol Inc., Etobicoke, Ontario, a blood substitute company. Retired from Health Canada Regulatory division)
1991 M.Eng. (Chem.Eng.): **Vaia Coromili** (continued to Ph.D. with Chang)
1991 M.Eng. (Chem.Eng.): **Maryam Mobed** (continued to Ph.D. with Chang)
1991 M.Eng. (Chem.Eng.): **Daniel Duguay** (continued to Ph.D. in Ottawa)
1992 Ph.D. (Chem.Eng.): **Khaled Alsugair** (started as assistant Professor in Saudi Arabia)
1993 Ph.D. (Chem.Eng.): **Ian Lloyd George** Manager, Research & Development, Polychem Product Ltd., Montreal (awarded NSERC Research Fellowship at Bureau of Medical Device, Ottawa)
1994 Ph.D. (Physiology): **Silvia Bruni**, M.D. (returned to Italy in clinical practice)
1996 M.Eng (Chem.Eng.): **Sarah Safos** (continued her Ph.D. with Dr. Scriver on use of artificial cells in PKU mice)
1996 Ph.D. (Biomed.Eng.): **Satya Prakash** now a Full Professor of Biomedical Engineering, McGill (Came to me as International scholar in Biotechnology from India)
1996 M.Sc. (Biomed.Eng.): **Elizabeth Quebec**
1997 Ph.D. (Chem.Eng.): **Maryam Mobed** , was Endowed Chair in Bioengineering, Davidson College of Engineering, U.S. (previously Research scientist, Bioscience Products Division, Agilent Technologies, a California Biotech company.)
1997 Ph.D. (Physiology): **Felice D'Agnillo** Graduated on dean's honours list (was N.I.H. International Forgarty Fellow, Bethesda, USA) , Now Senior Staff Scientist at FDA-NIH
2000 Ph.D. (Chem Eng): **Vaia Coromili** - no communication after graduation
2002 M.Sc (Physiology): **Douglas Powanda** (FCAR Scholarship) Continued to complete his Master of Management at Concordia University
2004 Ph.D. (Biomed.Eng) **Binglan Yu** graduated on Dean's honours list with Geddes Award for best graduate student in Biomedical Engineering. Research fellow with Professor Zapol, previously Chief of Anesthesiology, Mass General Hospital, Harvard Medical School, then instructor, and now assistant professor.
2004 M.Sc. (Biomed Eng) **Noami Wong** (NSERC studentship). Then was a staff engineer, Merck Frosst Co. Montreal. Now home as house wife
2005-2007 M.Sc (Biomed Eng) **Caroline Fustier** (scholarship student from Paris, France) Now a research scientist in a French Company.
2006- 2007 M.Sc. (McGill Program on Biotechnology) **Jessie Rong**. Continued to Medical School at University of Montreal
2007- 2008 M.Sc. (McGill Program on Biotechnology) **Wei He** after graduation continued work in a research lab.
2008-2009 M.Sc (McGill Program on Biotechnology) **Qianqian DU**, completed her M.Sc.and continued as research assistant in this laboratory for 1 year
2010-2014 Ph.D. (Biomedical Engineering) **Yuzhul BIAN**. Came with M.Sc. from Tsinghua University, Beijing. Graduated in June 2014. Was staff in a consulting company in Beijing, China. Now the vice president and Director of R&D in Proheme Biotechnology developing his PhD research for clinical trial.
2011- Feb 2015 Ph.D. (Experimental Medicine) **Yun WANG** came with M.Sc. from Peking Union Medical College of the Chinese Academy of Medical Sciences. With a China Scholarship Council Scholarship. Now

associate professor at the 3rd Hospital of Peking University Medical School.

2011-2012 Ph.D. Trainee (Physiology) **Wei** came with China Scholarship Council Scholarship. Was

Assistant Professor then associate professor, Xian University, PRC

2014 M.Sc. (McGill Program on Biotechnology) **Chen Guo**, continued to PhD here.

2015 M.Sc (McGill Program on Biotechnology) **Shou Ma**

2015 M.Sc (McGill Program on Biotechnology) **Christoher Lee**

2015- 2018 Ph.D. (Experimental Medicine) **Chen Guo**. PhD in 2018 now research staff in a Chinese company

2017 M.Sc (McGill Program on Biotechnology) **Amir Shahein**

2018 M.Sc (McGill Program on Biotechnology) **Petko Komsalov**

2019. M.Sc. (McGill Program on Biotechnology) **J. Zhang**

2020 M.Sc. (McGill Program on Biotechnology) **M. Hoq**

2021- 2025 awarded PhD (Experimental
Medicine) **M Hoq**

2021- MSc (Experimental Medicine) **CH
Zhao**

2022- 2025 Ph.D. awarded (Experimental
Medicine) **CH Zhao**

OTHER TEACHING AT MCGILL:

Physiology 518a: Course coordinator: 25 hours (1972 - Ongoing) Physiology

518a 6 hours of lectures and 6 hours seminar(1972-Ongoing)

Biomedical Engineering 399-501A 2.5 hours of lectures (onging)

Biomedical Engineering (Prof Prakash's new course) 2 hours of lectures (ongoing)

Med 1 Physiology 5 hours of lectures (1972 to 2008)

Biotechnology 202-505B 3 hours of lectures

518a “Artificial Cells and Biotechnology” For many years, Professor Chang has organized this course and gives about half the lectures for this course. This is a difficult and highly demanding interdisciplinary advance course. This is included in the suggested courses for Physiology, Biomedical Engineering, Biotechnology Diploma, Biotechnology minor and others students came from Experimental Medicine; and anatomy and molecular biology and occasionally from the faculty of engineering.

FULL PAPERS AND BOOK CHAPTERS total 591. Starting next page

FULL PAPERS AND BOOK CHAPTERS total 591

1. CHANG TMS (1957) "Hemoglobin Corpuscles" Report of a research project for Honours Physiology, Medical Library, McGill University. Also reprinted as part of "30 anniversary in Artificial Red Blood Cells Research" J. Biomaterials, Artificial Cells & Artificial Organs 16:1-9, 1988." And in Chang's 2007 Monograph on 'Artificial Cells' (<https://doi.org/10.3109/10731198809132551>)
2. CHANG TMS (1964) Semipermeable microcapsules. **Science** 146(3643):524-525. ([10.1126/science.146.3643.524](https://doi.org/10.1126/science.146.3643.524))
3. CHANG TMS (1965) Semipermeable aqueous microcapsules. Ph.D.Thesis, McGill
4. CHANG TMS, FC MACINTOSH, SG MASON (1966) Semipermeable aqueous microcapsules: I. Preparation and properties. *Can J Physiol Pharmacol* 44:115-128. ([10.1139/y66-013](https://doi.org/10.1139/y66-013))
5. CHANG TMS (1966) Semipermeable aqueous microcapsules ("artificial cells"): with emphasis on experiments in an extracorporeal shunt system. *Trans Am Soc Artif Intern Organs* 12:13-19 (https://journals.lww.com/asaiojournal/citation/1966/04000/SEMPERMEABLE_AQUEOUS_MICROCAPSULES_ARTIFICIAL.4.aspx)
6. CHANG TMS, LJ JOHNSON, OJ RANSOME (1967) Semipermeable aqueous microcapsules: IV. Nonthrombogenic microcapsules with heparin-complexed membranes. *Can J Physiol Pharmacol* 45:705-715. (<https://doi.org/10.1139/y67-083>)
7. CHANG TMS (1967) Microcapsules as artificial cells. *Science J* 3:62-67.
8. CHANG TMS, POZNANSKY MJ (1968) Semipermeable microcapsules containing catalase for enzyme replacement in acatalaemic mice. **Nature** 218(5138):242-45. (<https://www.nature.com/articles/218243a0>)
9. CHANG TMS, A PONT, LJ JOHNSON, N MALAVE (1968) Response to intermittent extracorporeal perfusion through shunts containing semipermeable microcapsules. *Trans Am Soc Artif Intern Organs* 14:163-168. (<https://europepmc.org/article/med/5701527>)
10. CHANG TMS, POZNANSKY MJ (1968) Semipermeable aqueous microcapsules (artificial cells): V. Permeability characteristics. *Biomed Mater Res* 2:187-199. (<https://doi.org/10.1002/jbm.820020202>)
11. CHANG TMS (1969) Clinical potential of enzyme technology. (1st Incentive Lecture) *Science Tools* 16(3):33-39.
12. CHANG TMS (1969) Removal of endogenous and exogenous toxins by a microencapsulated absorbent. **Can J Physiol Pharmacol** 47(12):1043-5. (<https://cdnsiencepub.com/doi/10.1139/y69-170>)
13. CHANG TMS (1969) Artificial cells made to order. *New Scientist* 4:18-19. 14. CHANG TMS, N MALAVE (1970) The development and first clinical use of semipermeable microcapsules (artificial cells) as a compact artificial kidney. *Trans Am Soc Artif Intern Organs* 16:141-148. (<https://pubmed.ncbi.nlm.nih.gov/5454159/>)
15. CHANG TMS (1971) A new concept in artificial kidneys using semipermeable microcapsules. "Chemeca '70", Butterworths of Australia (Publisher), pp 48-54. (<https://mykmsearch.uitm.edu.my/search/page.php?p=03&id=89900&isbn=->)
16. CHANG TMS, A GONDA, JH DIRKS, N MALAVE (1971) Clinical evaluation of chronic, intermittent, and short term hemoperfusions in patients with chronic renal failure using semipermeable microcapsules (artificial cells) formed from membrane-coated activated charcoal. *Trans Am Soc Artif Intern Organs* 17:246-252. (<https://pubmed.ncbi.nlm.nih.gov/5158100/>)
17. CHANG TMS (1971) The in vivo effects of semipermeable microcapsules containing L-asparaginase on 6C3HED lymphosarcoma. **Nature** 229(528):117-118. ([10.1038/229117a0](https://doi.org/10.1038/229117a0))
18. CHANG TMS (1971) Stabilisation of enzymes by microencapsulation with a concentrated protein solution or by microencapsulation followed by cross-linking with glutaraldehyde. **Biochem Biophys Res Common** 44(6):1531-1536. ([https://doi.org/10.1016/S0006-291X\(71\)80260-7](https://doi.org/10.1016/S0006-291X(71)80260-7))
19. CHANG TMS (1972) In vitro and in vivo kinetics of enzymes immobilized by microencapsulation. **Biotechnol & Bioeng** 14:520-525

(Symp. Vol3:395-399).

20 CHANG TMS, A GONDA, JH DIRKS, JF COFFEY, T LEE-BURNS (1972) ACAC microcapsule artificial kidney for the long term and short-term management of eleven patients with chronic renal failure. *Trans Am Soc Artif Intern Organs* 18:465-472. (<https://pubmed.ncbi.nlm.nih.gov/4679904/>)

21 SUNDARUM PV, EK PYE, TMS CHANG, VH EDWARDS, AE HUMPHREY, NO KAPLAN, E KATCHALSKI, Y LEVIN, MD LILLY, G MANECKE, K MOSBACH, A PATCHORNIK, J PORATH, HH WEETALL, LB WINGARD, Jr. (1972) Recommendations for standardization of nomenclature in enzyme technology. *Biotechnology & Bioengineering* 14:15-18 (Symp. Vol 3:15-18).

22 CHANG TMS (1972) A new approach to separation using semipermeable microcapsules (artificial cells): combined dialysis, catalysis, and absorption. **"Recent Developments in Separation Science"** (N LI, ed.) Chemical Rubber Co. Press, Cleveland, OH, USA pp 203-216 (<https://www.taylorfrancis.com/chapters/edit/10.1201/9781351076234-11/new-approach-separation-using-semipermeable-microcapsules-artificial-cells-combined-dialysis-catalysis-absorption-chang>).

23 CHANG TMS (1972) Haemoperfusions over microencapsulated adsorbent in a patient with hepatic coma. *Lancet* ii:1371-1372. ([https://doi.org/10.1016/S0140-6736\(72\)92821-8](https://doi.org/10.1016/S0140-6736(72)92821-8))

24 CHANG TMS (1972) Microcapsule artificial kidney and medium molecular weight clearance. *Proc Eur Dial Transplant Assoc* 9:568-574. (<https://europepmc.org/article/med/4668931>)

25 CHANG TMS (1972) Effects of local applications of microencapsulated catalase on the response of oral lesions to hydrogen peroxide in acatalasemia. *J Dental Res* 51(2):319- 321. (<https://doi.org/10.1177/00220345720510021601>)

26 CHANG TMS, JF COFFEY, P BARRE, A GONDA, JH DIRKS, M LEVY, C LISTER (1973) Microcapsule artificial kidney: treatment of patients with acute drug intoxication. *Can Med Assoc J* 108:429-433. (<https://pmc.ncbi.nlm.nih.gov/articles/PMC1941206/>)

27 CHANG TMS (1973) Immobilization of enzymes, adsorbents, or both within semipermeable microcapsules (artificial cells) for clinical and experimental treatment of metabolite-related disorders. **"Enzyme Therapy for Congenital Diseases"** D BERGSMAN, ed. Birth Defects: Original Article Series, Vol IX, No 2), Williams & Wilkins Co., Baltimore, MD, pp 66-76. (<https://pubmed.ncbi.nlm.nih.gov/4611539/>)

28 CHANG TMS (1973) Recent trends in biocompatible materials and microcapsular absorbents for kidney function replacement. **"Perspectives in Biomedical Engineering"** (RM KENNEDY, ed.) University Park Press (MacMillan), Baltimore, MD, pp 39-44. (https://link.springer.com/content/pdf/10.1007/978-1-349-01604-4_7?pdf=chapter%20toc)

29 CHANG TMS, JF COFFEY, C LISTER, E TAROY, A STARK (1973) Methaqualone, methyprylon, and glutethimide clearance by the ACAC microcapsule artificial kidney: in vitro and in patients with acute intoxication. *Trans Am Soc Artif Intern Organs* 19:87-91. (https://journals.lww.com/asaiojournal/citation/1973/04000/Methaqualone,_Methyprylon,_and_Glutethimide.17.aspx)

30 CHANG TMS, M MIGCHELSEN (1973) Characterization of possible "toxic" metabolites in uremia and hepatic coma based on the clearance spectrum for larger molecules by the ACAC microcapsule artificial kidney. *Trans Am Soc Artif Intern Organs* 19:314-319. (https://journals.lww.com/asaiojournal/citation/1973/04000/Characterization_of_Possible_Toxic_Metabolites.53.aspx)

31 CHANG TMS (1973) L-Asparaginase immobilized within semipermeable microcapsules: in vitro and in vivo stability. *Enzyme* 14(2):95-104. (<https://doi.org/10.1159/000459467>)

32 CHANG TMS (1973) Biomedical applications of artificial cells. *Biomedical Engineering* 8(8):334-339. (<https://europepmc.org/article/med/4750773>)

33 CHANG TMS (1973) The use of semipermeable microcapsules (artificial cells) as Microsystems for separation. *Am Chem Soc* 33:581-583.

34 CHAWLA, AS CHANG TMS (1973) Nonthrombogenic polymeric membrane prepared by gamma-radiation grafting of heparin. *Am Chem Soc* 33:379-385.

- 35 SIU-CHONG, CHANG TMS (1974) In vivo effects of intraperitoneally injected L- asparaginase solution and L-asparaginase immobilized within semipermeable nylon microcapsules with emphasis on blood L-asparaginase, 'body' L-asparaginase, and plasma L-asparagine levels. **Enzyme** 18:218-239. (<https://doi.org/10.1159/000459429>)
- 36 CHANG TMS (1974) Enzymes immobilized by microencapsulation: preparation and biomedical applications. **"Insolubilized Enzymes"** (M SALMONA, C SARONIO, S GARATTINI, eds.) Raven Press, New York, pp 15-27. (https://search.library.northwestern.edu/discovery/fulldisplay/alma996848124202441/01NWU_INST:NULVNEW)
- 37 POZNANSKY MJ, CHANG TMS (1974) Comparison of the enzyme kinetics and immunological properties of catalase immobilized by microencapsulation and catalase in free solution for enzyme replacement. **Biochim Biophys Acta** 334:103-115. ([https://doi.org/10.1016/0005-2744\(74\)90154-5](https://doi.org/10.1016/0005-2744(74)90154-5))
- 38 CHANG TMS (1974) Effects of different routes of in vivo administration of microencapsulated enzymes. **Enzyme Engineering** 2:419-424. (https://link.springer.com/content/pdf/10.1007/978-1-4615-8897-9_59?pdf=chapter%20toc)
- 39 CHANG TMS (1974) Platelet-surface interaction: effect of albumin coating or heparin complexing on thrombogenic surfaces. **Can J Physiol Pharmacol** 52(2):275-285. (<https://doi.org/10.1139/y74-038>)
- 40 CHANG TMS (1974) A spherical ultrathin polymeric membrane system containing enzymes. *Polymer Preprints, American Chemical Society* 15:381-382.
- 41 CHANG TMS (1974) Performance characteristics of the microcapsule artificial kidney. in **"Renal Dialysis"** (D WHELPTON, ed.) Sector Publisher, London, pp135-147. (https://www.acpjournals.org/doi/10.7326/0003-4819-82-3-443_3)
- 42 CHANG TMS (1974) Future prospective: pediatric hemodialysis based on artificial cells. *Clin Proc Children's Hospital National Medical Center, Washington, DC*,30(10):304-311.
- 43 CHANG TMS, M MIGCHELSEN, JF COFFEY, A STARK (1974) Serum middle molecule levels in uremia during long term intermittent hemoperfusions with the ACAC (coated charcoal) microcapsule artificial kidney. *Trans Am Soc Artif Intern Organs* 20:364-371. (<https://europepmc.org/article/med/4217485>)
- 44 CHANG TMS (1974) Artificial cells and microcapsules: Comparison of structural and functional differences. **"Microencapsulation: Processes and Applications"** (JEVANDAGAER, ed.) Plenum Press, New York, pp 95- 102. (https://link.springer.com/chapter/10.1007/978-1-4684-0739-6_8)
- 45 CHANG TMS (1974) A comparison of semipermeable microcapsules and standard dialysers for use in separation. **J Separation & Purification Methods** 3(2):245-262. (<https://doi.org/10.1080/03602547408066027>)
- 46 CHAWLA AS, CHANG TMS (1974) Nonthrombogenic surface by radiation grafting of heparin: preparation, in-vitro and in-vivo studies. **Int J Biomaterial Medical Devices & Artif Organs** 2(2):157-169. ([10.3109/10731197409118960](https://doi.org/10.3109/10731197409118960))
- 47 CHANG TMS (1975) Rationale for the use of the ACAC microcapsule artificial kidney for the treatment of patients with chronic renal failure. *L'Ateneo Parmense, Acta Bio- Medica* 46:35368. (<https://europepmc.org/article/med/1232996>)
- 48 CHANG TMS (1975) Artificial cells. **Chem Tech** 5:80-85.
- 49 CHANG TMS (1975) Artificial kidney and artificial liver. **Lancet** iv:1451-1452. ([https://www.thelancet.com/journals/lancet/article/PIIS0140-6736\(74\)90107-X/fulltext](https://www.thelancet.com/journals/lancet/article/PIIS0140-6736(74)90107-X/fulltext))
- 50 CHANG TMS (1975) Microencapsulated adsorbent hemoperfusion for uremia, intoxication and hepatic failure. **Kidney Int** 7: S387-S392. (<https://pubmed.ncbi.nlm.nih.gov/1099317/>)
- 51 CHAWLA AS, CHANG TMS (1975) A new method for the preparation of nonthrombogenic surface by radiation grafting of heparin: Preparation and in-vitro studies. in **"Biomedical Applications of Polymers"** (HP GREGOR, ed.) Plenum Press, New York, pp 147-157. (<https://pascal-francis.inist.fr/vibad/index.php?action=getRecordDetail&idt=PASCAL7650168688>)
- 52 CHANG TMS (1975) Biocompatible microencapsulated (coated) charcoal for haemoperfusions in patients. **"Artificial Support**

Systems for Acute Hepatic Failure" (R WILLIAMS, ed.) Whitefriars Press, Ltd., London, UK, pp 94-103.

53 CHANG TMS (1975) Experience with the treatment of acute liver failure patients by haemoperfusion over biocompatible microencapsulated (coated) charcoal. In "Artificial Support Systems for Acute Hepatic Failure" (R WILLIAMS, ed.) Whitefriars Press, Ltd., London, UK, pp 229-233.

54 CHANG TMS (1975) Immobilized enzymes and their biomedical applications. in "**Immobilized Enzymes, Antigens, Antibodies, and Peptides**" (HH WEETALL, ed.) Marcel Dekker, Inc., New York, pp 245-292.
(https://books.google.ca/books/about/Immobilized_Enzymes_Antigens_Antibodies.html?id=qx2LAAAIAAJ&redir_esc=y)

55 CHAWLA AS, CHANG TMS (1975) Use of solubility parameters for the preparation of hemodialysis membranes. **J Applied Polymer Sci** 19:1723-1730. (<https://pascal-francis.inist.fr/vibad/index.php?action=getRecordDetail&idt=PASCAL7578014768>)

56 CHANG TMS (1975) Biomedical research for the treatment of drug abuse and related problems. "Biomedical Research in Narcotic Abuse Problems" (MO MAYKUT, ed.) Health and Welfare Canada, pp 69-78.

57 CHANG TMS (1975) The one-shot vaccine. in "Socio-Economic and Ethical Implications of Enzyme Engineering" (C-G HEDEN, ed.) International Federation of Institutes for Advanced Studies, Stockholm, Sweden, pp 17-18.
(https://books.google.ca/books/about/Socio_economic_and_Ethical_Implications.html?id=w7VLAQAAIAAJ&redir_esc=y)

58 CAMPBELL J, CHANG TMS (1975) Enzymatic recycling of coenzymes by a multienzyme system immobilized within semipermeable collodion microcapsules. **Biochim Biophys Acta** 397:101-109. ([https://doi.org/10.1016/0005-2744\(75\)90183-7](https://doi.org/10.1016/0005-2744(75)90183-7))

59 CHANG TMS, CHIRITO E, P BARRE, C COLE, M HEWISH (1975) Clinical performance characteristics of a new combined system for simultaneous hemoperfusion-hemodialysis-ultrafiltration in series. *Trans Am Soc Artif Intern Organs* 21:502-508.
(https://journals.lww.com/asaiojournal/citation/1975/21000/CLINICAL_PERFORMANCE_CHARACTERISTICS_OF_A_NEW.67.aspx)

60 CHANG TMS (1975) Artificial cells as carriers for biologically active materials in therapy. in "Clinical Pharmacology" (MJ MATTILA, ed.) Proc 6th International Congress of Pharmacology, Finland, Vol 5, pp 81-90.
(https://books.google.ca/books/about/Clinical_Pharmacology.html?id=t_dsAAAAMAAJ&redir_esc=y)

61 CHANG TMS (1975). A microcapsule artificial kidney: a step toward miniaturization *J Dial Transplant* 4:23-25.

62 WATSON WJ, CHANG TMS (1975) Platelet-surface interaction: effects of dextran70 on platelet retention in extracorporeal surfaces. *Int J Biomaterial, Medical Devices & Artificial Organs* 3(4):489-502. (<https://doi.org/10.3109/10731197509118640>)

63 CHANG TMS (1976) Semipermeable microcapsules as artificial cells: clinical applications and perspectives. "**Microencapsulation**" (J NIXON, ed.) Marcel Dekker, Inc., New York, pp 57-65. (https://books.google.ca/books/about/Microencapsulation.html?id=VR1tAAAAMAAJ&redir_esc=y)

64 CAMPBELL J, CHANG TMS (1976) The recycling of NAD⁺ (free and immobilized) within semipermeable aqueous microcapsules containing a multi-enzyme system. **Biochem Biophys Res Commun** 69(2):562-569. (<https://www.sciencedirect.com/science/article/pii/0006291X7690557X>)

65 CHANG TMS (1976) Microcapsule artificial kidney: including updated preparative procedures and properties. **Kidney Int** 10: S218-S224. (<https://pubmed.ncbi.nlm.nih.gov/1070536/>)

66 CHANG TMS (1976) Hemoperfusion alone and in series with ultrafiltration or dialysis for uremia, poisoning and liver failure. **Kidney Int** 10: S305-S311. (<https://europepmc.org/article/med/1070552>)

67 CHANG TMS (1976) Enzymes immobilized by microencapsulation within spherical ultra-thin polymeric membranes. **J Macromol Sci Chem** A10(1):245-258.

68 CHANG TMS (1976) Methods for the therapeutic applications of immobilized enzymes. **Methods in Enzymology** XLIV: 676-698. (<https://doi.org/10.1080/00222337608068098>)

69 CHANG TMS (1976) Microencapsulation of enzymes and biologicals. **Methods in Enzymology** XLIV: 201-217. ([https://doi.org/10.1016/S0076-6879\(76\)44018-1](https://doi.org/10.1016/S0076-6879(76)44018-1))

70 CHANG TMS (1976) Biodegradable semipermeable microcapsules containing enzymes, hormones, vaccines, and other biologicals. **J Bioengineering** 1:25-32. (<https://europepmc.org/article/med/1052520>)

71 CHANG TMS (1977) Enzyme immobilized within spherical ultrathin polymeric membranes. "Polymer Grafts in Biochemistry-Bioactive Material". Preprint, American-Japanese Chemical Societies Joint Meeting, Hawaii.

72 CHANG TMS, CHIRITO E, P BARRE, C COLE, C LISTER, E RESURRECCION (1977) Clinical evaluation of the clearance profiles of a portable, compact, dialysate-free system incorporating microencapsulated charcoal hemoperfusion for blood purification with ultrafiltration for fluid removal. **J Dialysis** 1(3):239-259. (<https://doi.org/10.3109/08860227709039147>)

73 PRICHARD S, CHIRITO E, CHANG TMS, AD SNIDERMAN (1977) ell.mcg Microencapsulated charcoal hemoperfusion: A possible therapeutic adjunct in digoxin toxicity. **J Dialysis** 1(4):367-377. (<https://doi.org/10.3109/08860227709038427>)

74 CHANG TMS (1977) Introduction. Introductory Chapter in "Biomedical Applications of Immobilized Enzymes and Proteins" Vol 1 (CHANG TMS, ed.) Plenum Press, New York, pp 1-4. (<https://books.google.ca/books?hl=en&lr=&id=VeziBwAAQBAJ&oi=fnd&pg=PR4&dq=Introduction.+Introductory+Chapter+in+%22Biomedical+Applicationsof+Immobilized+Enzymes+and+Proteins&ots=RvGu4GhuxY&sig=HpgXE5OfUMSFGQoFwkJTtaBlSBE#v=onepage&q=Introduction.%20Introductory%20Chapter%20in%20%22Biomedical%20Applicationsof%20Immobilized%20Enzymes%20and%20Proteins&f=false>)

75 CHANG TMS (1977) Encapsulation of enzymes, cell contents, cells, vaccines, antigens, antiserum, cofactors, hormones, and proteins. in "Biomedical Applications Immobilized Enzymes and Proteins" Vol 1 (CHANG TMS, ed.) Plenum Press, New York, pp69-90. (https://link.springer.com/chapter/10.1007/978-1-4684-2610-6_7)

76 CHANG TMS (1977) Rationale and strategies for the therapeutic applications of immobilized enzymes. in "Biomedical Applications of Immobilized Enzymes and Proteins" Vol 1 (CHANG TMS, ed.) Plenum Press, New York, pp 93-104. (https://link.springer.com/chapter/10.1007/978-1-4684-2610-6_8)

77 SIU-CHONG ED, CHANG TMS (1977) L-Asparaginase as a model for enzyme therapy of substrate-dependent tumors. in "Biomedical Applications of Immobilized Enzymes and Proteins" Vol 1 (TMS CHANG, ed.) Plenum Press, New York, pp 105-120. (https://link.springer.com/chapter/10.1007/978-1-4684-2610-6_9)

78 CHANG TMS (1977) Experimental therapy using semipermeable microcapsules containing enzymes and other biologically active material. in "Biomedical Applications of Immobilized Enzymes and Proteins" Vol 1 (CHANG TMS, ed.) Plenum Press, New York, pp 147-162. (https://link.springer.com/chapter/10.1007/978-1-4684-2610-6_11)

79 CHANG TMS (1977) Artificial kidney, artificial liver, and detoxifiers based on artificial cells, immobilized proteins, and immobilized enzymes in "Biomedical Applications of Immobilized Enzymes and Proteins" Vol 1 (CHANG TMS, ed.) Plenum Press, New York, pp 281-295. (https://link.springer.com/chapter/10.1007/978-1-4684-2610-6_19)

80 CAMPBELL J, CHANG TMS (1977) Immobilized multienzyme systems and coenzyme requirements: Perspectives in biomedical applications. in "Biomedical Applications of Immobilized Enzymes and Proteins" Vol 2 (CHANG TMS, ed.) Plenum Press, New York, pp 281-302. (<https://link.springer.com/book/9781468426151>)

- 81 CHANG TMS (1977) Criteria, evaluation, and perspectives of various microencapsulated charcoal hemoperfusion systems. **J Dial Transplant** 6:50-53.
- 82 CHIRITO E, B REITER, C LISTER, CHANG TMS (1977) Artificial liver: The effect of ACAC microencapsulated charcoal hemoperfusion on fulminant hepatic failure. **Artif Organs** 1(1):76-83. (<https://doi.org/10.1111/j.1525-1594.1977.tb00972.x>)
- 83 CAMPBELL J, CHAWLA AS, CHANG TMS (1977) The use of immobilized enzyme- membrane sandwich reactors in automated analysis. **Analytical Biochem** 83:330-335. ([https://doi.org/10.1016/0003-2697\(77\)90545-0](https://doi.org/10.1016/0003-2697(77)90545-0))
- 84 CHANG TMS (1977) Protective effects of microencapsulation (coating) on platelet depletion and particulate embolism in the clinical applications of charcoal haemoperfusion. "Artificial Organs" (RM KENEDI, JM COURTNEY, JDS GAYLOR, T GILCHRIST, eds.) MacMillan Press Ltd., London, UK, pp 164-177. (https://link.springer.com/chapter/10.1007/978-1-349-03458-1_21)
- 85 GRUNWALD & CHANG (1977) Formation of amino acid from urea and ammonia by sequential enzyme reaction using a microencapsulated multi-enzyme system. **Biochem Biophys Res Commun** 79(1):24-31. ([https://doi.org/10.1016/0006-291X\(77\)90055-9](https://doi.org/10.1016/0006-291X(77)90055-9))
- 86 CHANG TMS (1977) Novel approaches in artificial kidney, artificial liver, and detoxification. **J Dialysis & Transplant** 8:20-26.
- 87 CHANG TMS (1978) Artificial cells in 1977. **Int J Artif Organs** 1(1):35-43. (<https://europepmc.org/article/med/27462>)
- 88 CHANG TMS (1978) Biomedical applications of microencapsulation in "Microencapsulation" (T KONDO, ed.) Tokyo, Japan, pp 369-376.
- 89 CHANG TMS (1978) Biomedical application of microencapsulated enzymes. *Hind Antibiot Bull* 2:-5-9.
- 90 CHANG TMS (1978) Artificial cells and charcoal hemoperfusion. **Int J Artif Organs** 1:111-112. (<https://pubmed.ncbi.nlm.nih.gov/681000/>)
- 91 CHANG TMS (1978) Introductory chapter. in "Artificial Kidney, Artificial Liver and Artificial Cells" (CHANG TMS, ed.) Plenum Press, New York, pp 3- 8. (<https://link.springer.com/content/pdf/10.1007/978-1-4684-2478-2.pdf>)
- 92 CHANG TMS (1978) Artificial cells for artificial kidney, artificial liver and detoxification. "Artificial Kidney, Artificial Liver and Artificial Cells" (CHANGTMS, ed.) Plenum Press, New York, pp 57-77. (https://link.springer.com/chapter/10.1007/978-1-4684-2478-2_8)
- 93 COUSINEAU J CHANG TMS (1978) Conversion of urea and ammonium to an amino acid using sequential enzymatic reaction with microencapsulated multienzyme system. "Artificial Kidney, Artificial Liver and Artificial Cells" (CHANG TMS, ed.) Plenum Press, New York, pp 249-254. (https://link.springer.com/chapter/10.1007/978-1-4684-2478-2_28)
- 94 PRICHARD S, CHIRITO E, AD SNIDERMAN, CHANG TMS (1978) Use of albumin cellulose nitrate microencapsulated charcoal hemoperfusion: In acute digoxin toxicity in dogs. "Artificial Kidney, Artificial Liver and Artificial Cells" (CHANG TMS, ed.) Plenum Press, New York, pp 245-247. (https://link.springer.com/chapter/10.1007/978-1-4684-2478-2_27)
- 95 CHIRITO E, B REITER, C LISTER, CHANG TMS (1978) Assessment of two rat models of acute hepatic failure for testing artificial liver devices. "Artificial Kidney, Artificial Liver and Artificial Cells" (CHANG TMS, ed.) Plenum Press, New York, pp 239-243. (https://link.springer.com/chapter/10.1007/978-1-4684-2478-2_26)
- 96 NASIELSKI P, CHANG TMS (1978) Microencapsulated charcoal hemoperfusion for galactosemia. "Artificial Kidney, Artificial Liver and Artificial Cells" (CHANG TMS, ed.) Plenum Press, New York, pp 255-257. (https://link.springer.com/chapter/10.1007/978-1-4684-2478-2_29)
- 97 CHANG TMS (1978) Adsorbent hemoperfusion - general discussion. "Artificial Kidney, Artificial Liver and Artificial Cells" (CHANG TMS, ed.) Plenum Press, New York, pp 301-304. (https://link.springer.com/chapter/10.1007/978-1-4684-2478-2_29)

- 98 GRUNWALD J, CHANG TMS (1978) Nylon polyethyleneimine microcapsules for immobilizing multienzymes with soluble dextran-NAD⁺ for the continuous recycling of the microencapsulated dextran-NAD⁺. **Biochem Biophys Res Commun** 81(2):565-570. ([https://doi.org/10.1016/0006-291X\(78\)91572-3](https://doi.org/10.1016/0006-291X(78)91572-3))
- 99 CAMPBELL J, CHANG TMS (1978) Microencapsulated multi-enzyme systems as vehicles for the cyclic regeneration of free and immobilized coenzymes. **Enzymes Engineering** 3: 371-377. (https://link.springer.com/chapter/10.1007/978-1-4757-5163-5_42)
- 100 CHANG TMS (1978) Microcapsule artificial kidney. Proc Canadian Clinical Engineering Conference, National Research Council, Ottawa, Canada, pp 134-137.
- 101 NASIELSKI P, CHANG TMS (1978) Coated charcoal hemoperfusion for the removal of galactose in rats. **Int J Artif Organs** 1(3):143-147. (<https://europepmc.org/article/med/689757>)
- 102 CHANG TMS, C MALOUF (1978) Artificial cells microencapsulated multienzyme system for converting urea and ammonia to amino acid using alpha-ketoglutarate and glucose as substrate. *Trans Am Soc Artif Intern Organs* 24:18-20. (https://journals.lww.com/asaiojournal/citation/1978/24000/artificial_cells_microencapsulated_multienzyme.6.aspx)
- 103 CHANG TMS, C LISTER, CHIRITO E, P O'KEEFE, E RESURRECCION (1978) Effects of hemoperfusion rate and time of initiation of ACAC charcoal hemoperfusion on the survival of fulminant hepatic failure rats. *Trans Am Soc Artif Intern Organs* 24:243-245. (https://journals.lww.com/asaiojournal/citation/1978/24000/Effects_of_Hemoperfusion_Rate_and_Time_of.46.aspx)
- 104 CHANG TMS, N KUNTARIAN (1978) Galactose conversion using a microcapsule immobilized multienzyme cofactor recycling system. **Enzyme Engineering**, 4: 193-197. (https://link.springer.com/chapter/10.1007/978-1-4684-6985-1_39)
- 105 CHANG TMS (1978) Future of haemoperfusion. "Dialysis '77" (A DAVIDSON,ed.) Pitman Medical Publisher, London, UK, pp 269-277.
- 106 CHANG TMS (1978) A 1978 perspective of hemoperfusion. *Artif Organs*2(4):359-362. ([10.1111/j.1525-1594.1978.tb01621.x](https://doi.org/10.1111/j.1525-1594.1978.tb01621.x))
- 107 CHANG TMS (1978) Hemoperfusion in chronic schizophrenia. **Int J Artif Organs**1(6):253-255. (<https://doi.org/10.1177/039139887800100602>)
- 108 CHANG TMS (1978) Microcapsule artificial kidney in replacement of renal function: with emphasis on adsorbent hemoperfusion. in "Replacement of Renal Function by Dialysis" (W DRUKKER, FM PARSONS, JF MAHER, eds.) Martinus Nijhoff Publishers bv, The Hague, pp 217-231. (https://link.springer.com/content/pdf/10.1007/978-94-009-9327-3_12?pdf=chapter%20toc)
- 109 CHANG TMS (1979) Assessments of clinical trials of charcoal hemoperfusion in uremic patients. **Clin Nephrol** 11(2):111-119. (<https://europepmc.org/article/med/378489>)
- 110 CHIRITO E, C LISTER, CHANG TMS (1979) Biochemical, hematological and histological changes in a fulminant hepatic failure rat model for artificial liver assessment. **Artif Organs** 3(1):42-46. (<https://doi.org/10.1111/j.1525-1594.1979.tb03804.x>)
- 111 CHANG TMS, C MALOUF (1979) Effects of glucose dehydrogenase in converting urea and ammonia into amino acids using artificial cells. **Artif Organs** 3(1):38-41. (<https://doi.org/10.1111/j.1525-1594.1979.tb03803.x>)
- 112 PISKIN E, CHANG TMS (1979) Urea and ammonium removal based on alkalization and removal of free ammonia. **Int J Artif Organs** 2(4):211-214. (<https://europepmc.org/article/med/457305>)
- 113 GRUNWALD J, CHANG TMS (1979) Continuous recycling of NAD⁺ using an immobilized system of collodion microcapsules containing dextran-NAD⁺, alcohol dehydrogenase, and malic dehydrogenase. **J Applied Biochem** 1:104-114.
- 114 CHANG TMS, CHIRITO E, P BARRE, C COLE, C LISTER, E RESURRECCION (1979) Long-term clinical assessment of combined ACAC hemoperfusion- ultrafiltration in uremia. **Artif Organs** 3(2):127-131. (<https://doi.org/10.1111/j.1525-1594.1979.tb01024.x>)

- 115 KAZIUKA EN, CHANG TMS (1979) In-vitro assessment of the removal of phenols by ACAC hemoperfusion. **Int J Artif Organs** 2(4):215-221. (<https://pubmed.ncbi.nlm.nih.gov/457306/>)
- 116 CHANG TMS (1979) Review on "Immobilized enzymes: research and development" **Quarterly Review of Biology** 54:321. (<https://www.journals.uchicago.edu/doi/10.1086/411318>)
- 117 CHANG TMS (1979) Review on "Uses of enzymes and immobilized enzymes". **Quarterly Review of Biology** 54:321. (<https://www.journals.uchicago.edu/doi/10.1086/411317>)
- 118 CHANG TMS (1979) Artificial cells as drug carriers in biology and medicine. in "**Drug Carriers in Biology and Medicine**" (GREGORIADIS, ed.) Academic Press, Inc., New York, pp 271-285. (<https://cir.nii.ac.jp/crid/1970586434921735731>)
- 119 ESPINOSA-MELENDZ E, S LAL, NPV NAIR, CHANG TMS (1979) Plasma beta endorphin levels in chronic schizophrenic patients and normal controls. **Artif Organs** 3(4):375-376. (<https://pubmed.ncbi.nlm.nih.gov/533431/>)
- 120 SIDEMAN S, CHANG TMS (1979) Hemoperfusion: kidney and liver support and detoxification. **Artif Organs** 3(4):393-402. (https://catalog.nlm.nih.gov/permalink/01NLM_INST/vdtut1/alma995250433406676)
- 121 CHANG TMS (1979) Hemoperfusion: clearance, blood compatibility and safety. **Int J Artif Organs** 2(6):276-277. (<https://pubmed.ncbi.nlm.nih.gov/511367/>)
- 122 BETTER OS &, G BRUNNER, TMS CHANG, JM COURTNEY, PC FARRELL, MC GELFAND, A GIMSON, HJ GURLAND, E HOFFER, K MAEDA, R MAINI, JL ROSENBAUM, S SIDEMAN, U TAITLEMAN, JF WINCHESTER (1979) Controlled trials of hemoperfusion for intoxication. **Ann Int Med** 91(6):925. (https://www.acpjournals.org/doi/pdf/10.7326/0003-4819-91-6-925_2?casa_token=OnZyGqXAP3AAAAAA:96LElNlx13pDOiUmeLEcwsnr5v9abgkTqXS9SVlxD828pbqZgyBSyLSMcLxU_qfPcBqAiczwhbzLSQ)
- 123 CHANG TMS (1979) A visitor's impression of uremia therapy in China. **Artif Organs** 3(supp):34-35.
- 124 CHANG TMS, C MALOUF, E RESURRECCION (1979) Artificial cells containing multienzyme systems for the sequential conversion of urea into ammonia, glutamate, then alanine. **Artif Organs** 3(supp):284-287.
- 125 PISKIN E, CHANG TMS (1980) Effects of pH and urea concentration on urea removal from dialysate by enzymatic conversion and gas absorption using a capillary hemodialyzer. **Int J Artif Organs** 3(1):36-40. (<https://doi.org/10.1177/039139888000300110>)
- 126 CHANG TMS (1980) Use of immobilized enzymes in medical practice. "Enzymes: The Interface Between Technology and Economics" (JP DANEHY, B WOLNAK, eds.) Marcel Dekker Inc., New York, pp 123- 130. (<https://www.cabidigitallibrary.org/doi/full/10.5555/19810470920>)
- 127 CHANG TMS, E ESPINOSA-MELENDZ, TE FRANCOEUR, NR EADE (1980) Albumin-collodion activated coated charcoal hemoperfusion in the treatment of severe theophylline intoxication in a 3-year-old patient. **Pediatrics** 65(4):811-814. (<https://publications.aap.org/pediatrics/article-abstract/65/4/811/50178/Albumin-Collodion-Activated-Charcoal-Hemoperfusion>)
- 128 CHANG TMS, C LISTER (1980) Analysis of possible toxins in hepatic coma including the removal of mercaptan by albumin-collodion charcoal. **Int J Artif Organs** 3(2):108-112.
- 129 SIDEMAN S, CHANG TMS (1980) Hemoperfusion: State of the art and future requirements. **Artif Organs** 4:70-75. (<https://doi.org/10.1177/039139888000300212>)
- 130 ROSENTAL AM, CHANG TMS (1980) The incorporation of lipid and Na⁺-K⁺-ATPase into the membranes of semipermeable microcapsules. **J Membrane Sciences** 6(3):329-338. ([https://doi.org/10.1016/S0376-7388\(00\)82174-2](https://doi.org/10.1016/S0376-7388(00)82174-2))
- 131 CHANG TMS (1980) Artificial red blood cells. **Trans Am Soc Artif Intern Organs** 26:354-357. (https://journals.lww.com/asaiojournal/citation/1980/26000/artificial_red_blood_cells.70.aspx)

- 132 CHANG TMS, J WINCHESTER, J ROSENBAUM, A SAITO, S STEFONI, CD SHU, HL GURLAND (1980) Adsorbent hemoperfusion for blood purification. *Trans Am Soc Artif Intern Organs* 26:593-597. (https://journals.lww.com/asaiojournal/citation/1980/26000/adsorbent_hemoperfusion_for_blood_purification.121.aspx)
- 133 CHANG TMS (1980) Microencapsulation of specific sorbents for medical applications\"Sorbents and Their Clinical Applications\" (C GIORDANO, ed.) Academic Press, Inc., (https://catalog.nlm.nih.gov/discovery/fulldisplay?vid=01NLM_INST:01NLM_INST&search_scope=MyInstitution&tab=LibraryCatalog&docid=alma995298223406676&lang=en&context=L&adaptor=Local%20Search%20Engine&query=lds56,contains,Uremia%20--%20therapy,AND&mode=advanced&offset=30)
134. GRUNWALD J, CHANG TMS (1980) Microencapsulated multienzyme system and the recycling of NAD⁺ bound to soluble dextran. "Hemoperfusion: Artificial Kidney and Liver Support and Detoxification" (SIDEMAN S, CHANG TMS, eds.) Hemisphere Publishing Corp., Washington, D.C., pp 389-395. (https://catalog.nlm.nih.gov/discovery/fulldisplay?docid=alma995250433406676&context=L&vid=01NLM_INST:01NLM_INST&lang=en&adaptor=Local%20Search%20Engine&tab=LibraryCatalog&query=lds56,contains,Hemoperfusion,AND&mode=advanced&offset=50)
135. CHANG TMS (1980) Animal model studies: Enzyme entrapment, neural delivery, and transplantation - "**Enzyme Therapy in Genetic Diseases: 2. Birth Defects: Original Article Series**" Vol 15, No 1 (RJ DESNICK, ed.) Alan R. Liss Inc., New York, pp 231-235. (<https://pubmed.ncbi.nlm.nih.gov/7448356/>)
136. CHANG TMS (1980) Present status and future prospectives of artificial cells in hemoperfusion. "Hemoperfusion: Artificial Kidney and Liver Support and Detoxification" (SIDEMAN S, CHANG TMS, eds.) Hemisphere Publishing Corp., Washington, D.C., pp 93-104. (https://catalog.nlm.nih.gov/discovery/fulldisplay?docid=alma995250433406676&context=L&vid=01NLM_INST:01NLM_INST&lang=en&adaptor=Local%20Search%20Engine&tab=LibraryCatalog&query=lds56,contains,Hemoperfusion,AND&mode=advanced&offset=50)
137. CHANG TMS (1980) Hemoperfusion: Closing remarks. "Hemoperfusion: Artificial Kidney and Liver Support and Detoxification" (SIDEMAN S, CHANG TMS, eds.) Hemisphere Publishing Corp., Washington, D.C., pp 403-405. (https://catalog.nlm.nih.gov/discovery/fulldisplay?docid=alma995250433406676&context=L&vid=01NLM_INST:01NLM_INST&lang=en&adaptor=Local%20Search%20Engine&tab=LibraryCatalog&query=lds56,contains,Hemoperfusion,AND&mode=advanced&offset=50)
138. MOHSINI K, C LISTER, CHANG TMS (1980) The effects of homologous cross- circulation and in situ liver perfusion on fulminant hepatic failure rats. *Artif Organs* 4:171-175. (<https://doi.org/10.1111/j.1525-1594.1980.tb03929.x>)
139. PISKIN E, CHANG TMS (1980) Effects of air and fluid flow rates on removing different concentrations of urea and ammonia from fluid by gas absorption in a capillary hemodialyzer. *J Dialysis* 4(1):31-42. (<https://doi.org/10.3109/08860228009065325>)
140. CHANG TMS (1980) Biomedical applications of artificial cells. "Biomedical Polymers" (EP GOLDBERG, A NAKAJIMA, eds.) Academic Press, New York, pp 171-187. (<https://www.ncbi.nlm.nih.gov/nlmcatalog/8004876>)
141. ESPINOSA-MELENDZ E, CHANG TMS (1980) ACAC (albumin-collodion coated activated charcoal) hemoperfusion: in-vitro removal and clearance of theophylline. *J Dialysis* 4(1):21-29. (<https://pascal-francis.inist.fr/vibad/index.php?action=getRecordDetail&idt=PASCAL811022321>)
142. CHANG TMS (1980) Clinical experience with ACAC coated charcoal hemoperfusion in acute intoxication. *Clinical Toxicology* 17:529-542. (<https://doi.org/10.3109/15563658008990003>)
143. TABATA Y, CHANG TMS (1980) Comparisons of six artificial liver support regimes in fulminant hepatic coma rats. *Trans Am Soc Artif Intern Organs* 26:394-399. (https://journals.lww.com/asaiojournal/citation/1980/26000/comparisons_of_six_artificial_liver_support.81.aspx)
144. CHANG TMS (1980) Blood compatible coating of synthetic immunoadsorbents. *Trans Am Soc Artif Intern Organs* 26:546-549. (https://journals.lww.com/asaiojournal/citation/1980/26000/BLOOD_COMPATIBLE_COATING_OF_SYNTHETIC.110.aspx?casa_toke)

145. YU YT, CHANG TMS (1980) The effects of polymer-solvent compositions on the formation of collodion membrane artificial cells. *Int J of Biomaterial, Medical Devices & Artif Organs* 8:273-281. (<https://doi.org/10.3109/10731198009118984>)
146. CHANG TMS (1980) New approaches using immobilized enzymes for the removal of urea and ammonia. **Enzyme Engineering** 5:225:229. (https://link.springer.com/chapter/10.1007/978-1-4684-3749-2_36)
147. PISKIN K, CHANG TMS (1980) A new combined enzyme-charcoal system formed by enzyme adsorption on charcoal followed by polymer coating. *Int J Artif Organs* 3(6):344-347. (<https://doi.org/10.1177/039139888000300610>)
- 148 CHANG TMS (1980) Guest editor of Symposium Volume on "Hybrid Artificial Organs". *Artif Organs* 4(4):264-301.
- 149 CHANG TMS (1980) Guest Editorial: Hybrid Artificial Organs. *Artif Organs*4(4):258.
- 150 CHANG TMS (1980) Artificial cells: The use of hybrid systems. *Artif Organs* 4(4):264-271. (<https://doi.org/10.1111/j.1525-1594.1980.tb01865.x>)
- 151 PISKIN E, CHANG TMS (1980) A new process for removal of urea. *Proc EuropSoc Artif Organs* 7:127-131.
- 152 SHU CD, CHANG TMS (1980) Tyrosinase immobilized within artificial cells for detoxification in liver failure. I. Preparation and in vitro studies. *Int J Artif Organs* 3(5):287-291. (<https://doi.org/10.1177/039139888000300511>)
- 153 PISKIN E, CHANG TMS (1981) Effects of temperature on the removal of urea as ammonia by enzymatic conversion and gas absorption using an oxygenator. *Int J Artif Organs* 4(1):45-48. (<https://europepmc.org/article/med/7216533>)
- 154 SHU CD, CHANG TMS (1981) Tyrosinase immobilized within artificial cells for detoxification in liver failure: II. In vivo studies in fulminant hepatic failure rats. *Int J Artif Organs* 4:82-84. (<https://doi.org/10.1177/03913988810040021>)
- 155 GRUNWALD J, CHANG TMS (1981) Immobilization of alcohol dehydrogenase, malic dehydrogenase and dextran-NAD⁺ within nylon-polyethyleneimine microcapsules: preparation and cofactor recycling. **J Molecular Catalysis** 11:83-90. ([https://doi.org/10.1016/0304-5102\(81\)85068-7](https://doi.org/10.1016/0304-5102(81)85068-7))
- 156 YU YT, CHANG TMS (1981) Ultrathin lipid-polymer membrane microcapsules containing multienzymes, cofactors and substrates for multistep enzyme reactions. **FEBS Letters** (Fed of Euro Biochem Societies) 125(1):94-96. ([https://doi.org/10.1016/0014-5793\(81\)81004-6](https://doi.org/10.1016/0014-5793(81)81004-6))
- 157 CHANG TMS, C LISTER (1981) Middle molecules in hepatic coma and uremia. **Artif Organs** 4(supp):169-172. (<https://europepmc.org/article/med/7295086>)
- 158 YU YT, CHANG TMS (1981) Lipid-polymer membrane artificial cells containing multienzyme systems, cofactors and substrates for the removal of ammonia and urea. *Trans Am Soc Artif Intern Organs* 27:535-538.
- 159 CHANG TMS (1981) Current status of sorbent microencapsulation. "**Advances in Basic and Clinical Nephrology**" Proc 8th Int Congress of Nephrology, S Karger Publisher, Basel, Switzerland, pp 400- 406. (https://catalog.nlm.nih.gov/discovery/fulldisplay/alma995392263406676/01NLM_INST:01NLM_INST)
- 160 CHANG TMS (1981) Hemoperfusion, exchange transfusion, cross circulation, liver

perfusion, hormones and immobilized enzymes. "**Artificial Liver Support**" (G BRUNNER, FW SCHMIDT, eds.) Springer-Verlag, Berlin, pp 126-133. (https://link.springer.com/chapter/10.1007/978-3-642-96629-3_19)

161 PISKIN E, CHANG TMS (1981) Urea and ammonia removal from dialysate in an oxygenator: Effects of dialysate and air flow rates. **J Membrane Science** 9:343-350. ([https://doi.org/10.1016/S0376-7388\(00\)80274-4](https://doi.org/10.1016/S0376-7388(00)80274-4))

162 CHANG TMS, SHU CD (1981) Artificial cells for hemoperfusion. *Chinese J Organs Transplant, Zhonghua Qiguan Yizhi Zazhi* 2:50-55.

163 CHANG TMS (1981) Artificial cells. *Proc World Congress of Chemical Engineering*.

164 CHANG TMS (1981) Biocompatibility and experimental therapy of immobilized enzymes and proteins. "**Systemic Aspects of Biocompatibility**" (DF WILLIAMS, ed.) Vol II, pp 181-188. (https://search.library.ucdavis.edu/discovery/fulldisplay?docid=alma9912898453006531&context=L&vid=01UCD_INST:UCD&lang=en&adaptor=Local%20Search%20Engine&tab=UCSILSDefaultSearch&query=title,exact,CRC%20series%20in%20biocompatibility.,AND&mode=advanced&offset=0)

165 DIXIT V, CHANG TMS (1981) Soluble liver extracts as supplement to detoxification by hemoperfusion. *Int J Artif Organs* 4:291-294. (<https://doi.org/10.1177/03913988810040060>)

166 PISKIN E, V EVREN, AR OZDURAL, CHANG TMS (1981) Design of a packed-bed gas desorption column for the removal of urea as ammonia. *Artif Organs* 5(supp):624-627.

167 CHANG TMS (1981) Controversies and issues in hemoperfusion. *Artif Organs* 5(supp):10-15.

168 CHANG TMS, Y LACAILLE, X PICART, E RESURRECCION, A LOBELL, D MESSIER, NK MAN (1981) Composite artificial kidney: a single unit combining hemodialysis and hemoperfusion. *Artif Organs* 5(supp):200-203.

169 CHANG TMS (1982) Blood compatible adsorbent hemoperfusion for extracorporeal blood treatment. "Theoretical Aspects, Industrial and Biomedical Applications of Affinity Chromatography and Related Techniques" (TCJ CRIBAN, J VISSAR, RJF NIVARD, eds.) Elsevier Scientific Publishing Co., Amsterdam, Netherlands, pp 357-364. (https://search.library.ucla.edu/discovery/fulldisplay?docid=alma993392003606533&context=L&vid=01UCS_LAL:UCLA&lang=en&search_scope=ArticlesBooksMore&adaptor=Local%20Search%20Engine&tab=Articles_books_more_slot&query=sub,exact,Affinity%20chromatography%20,AND&mode=advanced&offset=0)

170 CHANG TMS (1982) Artificial cells encapsulated enzymes and adsorbents in congenital metabolic disorders. "**Inborn Errors of Metabolism in Humans**" (F COCKBURN, R GITZELMAN, eds.) Alan R. Liss Inc., New York, pp 131-138. (https://link.springer.com/content/pdf/10.1007/978-94-009-7325-1_9?pdf=chapter%20toc)

171 CHANG TMS (1982) Hemoperfusion in 1981. **Contr Nephrol** 29:11-22. ([https://books.google.ca/books?id=yts3EQAAQBAJ&lpg=PA11&ots=RrexamQ-0-&dq=%20CHANG%20TMS%20\(1982\)%20Hemoperfusion%20in%201981.%20&lr&pg=PP1#v=onepage&q=CHANG%20TMS%20\(1982\)%20Hemoperfusion%20in%201981.&f=false](https://books.google.ca/books?id=yts3EQAAQBAJ&lpg=PA11&ots=RrexamQ-0-&dq=%20CHANG%20TMS%20(1982)%20Hemoperfusion%20in%201981.%20&lr&pg=PP1#v=onepage&q=CHANG%20TMS%20(1982)%20Hemoperfusion%20in%201981.&f=false))

172 CHANG TMS (1982) Hemoperfusion and artificial cells. **Contr Nephrol** 29:3-6. ([https://books.google.ca/books?id=yts3EQAAQBAJ&lpg=PA11&ots=RrexamQ-0-&dq=%20CHANG%20TMS%20\(1982\)%20Hemoperfusion%20in%201981.%20&lr&pg=PP1#v=onepage&q=CHANG%20TMS%20\(1982\)%20Hemoperfusion%20in%201981.&f=false](https://books.google.ca/books?id=yts3EQAAQBAJ&lpg=PA11&ots=RrexamQ-0-&dq=%20CHANG%20TMS%20(1982)%20Hemoperfusion%20in%201981.%20&lr&pg=PP1#v=onepage&q=CHANG%20TMS%20(1982)%20Hemoperfusion%20in%201981.&f=false))

173 DIXIT V, CHANG TMS (1982) Effects of prostaglandine on the survival time of fulminant hepatic failure rats. *Int J Artif Organs* 5:388. (<https://doi.org/10.1177/03913988820050061>)

174 CHANG TMS, SHU CD, YU YT, J GRUNWALD (1982) Artificial cells immobilized enzymes for metabolic disorders. "**Advances**

in the Treatment of Inborn Errors of Metabolism" (M CRAWFORD, D GIBBS, RWE WATTS, eds.) John Wiley & Son Ltd. Publisher, UK, pp 175-184. (<https://cir.nii.ac.jp/crid/1970023484968187593>)

175 YU YT, CHANG TMS (1982) Multienzymes and cofactors immobilized within lipid polyamide membrane microcapsules for sequential substrate conversion. **Enzyme Engineering** 6:163-164. (https://link.springer.com/chapter/10.1007/978-1-4615-9290-7_31)

176 YU YT, CHANG TMS (1982) Immobilization of multienzymes and cofactors within lipid-polyamide membrane microcapsules for the multistep conversion of lipophilic and lipophobic substrates. **Enzyme Microb Technol** 4:327-331. ([https://doi.org/10.1016/0141-0229\(82\)90055-2](https://doi.org/10.1016/0141-0229(82)90055-2))

177 TABATA Y, CHANG TMS (1982) Effects of hemoperfusion on liver regeneration based on DNA synthesis. *J Japanese Soc Artif Organs*

178 TABATA Y, CHANG TMS (1982) Microencapsulation of liver enzymes. *J Japanese Soc Artif Organs*.

179 CHANG TMS, YU YT, J GRUNWALD (1982) Artificial cells immobilized multienzyme systems and cofactors. **Enzyme Engineering** 6:451-561. (https://link.springer.com/chapter/10.1007/978-1-4615-9290-7_106)

180 CHANG TMS (1982) Microcapsules as artificial cells. "Microcapsules and Microcarriers in Biotechnology" (LANGER, ed.) Massachusetts Institute of Technology, Mass., USA.

181 CHANG TMS, P BARRE, S KURUVILLA, D MESSIER, N MAN, E RESURRECCION (1982) Phase one clinical trial of a new composite artificial kidney: a single unit combining dialysis with hemoperfusion. *Trans Am Soc Artif Internal Organs* 28:43-48. (<https://pubmed.ncbi.nlm.nih.gov/7164276/>)

182 SHI ZQ, CHANG TMS (1982) The effects of hemoperfusion using coated charcoal or tyrosinase artificial cells on middle molecules and tyrosine in brain and serum of hepatic coma rats. *Trans Am Soc Artif Internal Organs* 28:205-209. (https://journals.lww.com/asaiojournal/citation/1982/28000/The_Effects_of_Hemoperfusion_Using_Coated_Charcoal.41.aspx?casa_token=6RW7tAOq3OsAAAAA:hERZOQpnqQMvR3ZBuDkyWW9_gHPXS_3dy2C5WBrXN6LlyFU8boyNE-S2AqfHcXAT6tmc9JyzLPmHUfJfsfq9G49xZA)

183 CHANG TMS (1982) Plasma perfused over immobilized protein A for breast cancer. **New Engl J Med** 306:936. (<https://www.nejm.org/doi/abs/10.1056/NEJM198204153061514>)

184 TABATA Y, CHANG TMS (1982) Intermittent vascular access for extracorporeal circulation in conscious rats: A new technique. *Artif Organs* 6:213-214. (<https://doi.org/10.1111/j.1525-1594.1982.tb04087.x>)

185 CHANG TMS, P BARRE, S KURUVILLA, NK MAN, Y LACAILE, DMESSIER, M MESSIER, E RESURRECCION (1982) Hemoperfusion-hemodialysis in a single unit: composite artificial kidney. *J Artificial Support Systems* 1:63-67.

186 ESPINOSA-MELENDEZ E, M ZELMAN, P BARRE, C LISTER, CHANG TMS (1982) Oxystarch modified by boiling: Effects of oral administration in stable hemodialysis patients. *Proceedings, International Symposium on "Hemoperfusion and Artificial Organs"*, 83-85.

187 PISKIN E, V EVREN, K PISKIN, AR OZDURAL, CHANG TMS (1982) Kinetics of ammonia removal by gas desorption. *Proceedings, International Symposium on "Hemoperfusion and Artificial Organs"*, 89-91.

188 KEIPERT P, J MINKOWITZ, CHANG TMS (1982) Cross-linked stroma-free polyhemoglobin as a potential blood substitute. *Int J Artif Organs* 5(6):383-385. (<https://doi.org/10.1177/039139888200500612>)

189 SHU CD, CHANG TMS (1982) Artificial cells immobilized tyrosinase for detoxifications in liver failure. *Chongqing Medical College Bulletin* 1:1-4(1981-82).

190 SHU CD, CHANG TMS (1982) Effects of hemoperfusion on plasma cortisone levels in galactosamine induced fulminant hepatic failure rats. *Proc Symposium on Artificial Liver*.

- 191 CHANG TMS (1982) Earlier hemoperfusion in fulminant failure. **Lancet** 2(8306):1039. ([https://doi.org/10.1016/s0140-6736\(82\)90064-2](https://doi.org/10.1016/s0140-6736(82)90064-2))
- 192 SHU CD, CHANG TMS (1983) Galactosamine induced fulminant hepatic failure rats: changes in middle molecules. *Chinese J of Gastroenterology* 3:102-104. (<https://doi.org/10.1177/039139888300600512>)
- 193 CHANG TMS, E ESPINOSA-MELENDZ, S LAL, NP NAIR, C LISTER (1983) B Endorphin and other middle molecules in chronic schizophrenia and removal by adsorbent hemoperfusion. "Detoxifications in Psychiatric Disorders" (K ERNST, K SEIDEL, eds.) Veb Verlag Volk und Gesundheit, Berlin, pp 69-77.
- 194 TMS CHANG, P BARRE, S KURUVILLA, NK MAN, Y LACAILLE, D MESSIER, M MESSIER, E RESURRECCION (1983) Laboratory and clinical assessments of hemoperfusion and hemodialysis in a single unit: composite artificial kidney. "Past, Present and Future of Artificial Organs" (PISKIN E, CHANG TMS, eds.) Meteksan Publ. Co., Ankara, pp 196-200.
- 195 CHANG TMS (1983) Past, present and future of artificial cells. "Past, Present and Future of Artificial Organs" (PISKIN E, CHANG TMS, eds.) Meteksan Publ. Co., Ankara, pp 10-24. (https://link.springer.com/chapter/10.1007/978-1-4612-5182-8_2)
- 196 CHANG TMS (1983) Past, present and future of hemoperfusion. "Past, Present and Future of Artificial Organs" (PISKIN E, CHANG TMS, eds.) Meteksan Publ. Co., Ankara, pp 109-127. (<https://journals.sagepub.com/doi/10.1177/039139888300600313>)
- 197 TABATA Y, M ODAKA, H HIRASAWA, H SATOH, CHANG TMS (1983) The effect of charcoal hemoperfusion on DNA in the liver of hepatic failure rats. "Past, Present and Future of Artificial Organs" (PISKIN E, CHANG TMS, eds.) Meteksan Publ. Co., Ankara, pp 255-259. (<https://journals.sagepub.com/doi/10.1177/039139888300600313>)
- 198 SHU CD, CHANG TMS (1983) Middle molecules in the serum, brain, liver and urine of galactosamine-induced fulminant hepatic failure rats. *Int J Artif Organs* 6:273-277. (<https://doi.org/10.1177/039139888300600512>)
- 199 CHANG TMS (1983) A multifaceted approach to artificial liver support. "Liver support/transplants and artificial organs", Panel Conference (TE STARZL, CHANG TMS, R WILLIAMS, Y NOSE) *Trans Am Soc Artif Intern Organs* 29:795-799. (https://journals.lww.com/asaiojournal/citation/1983/29000/liver_support_transplants_and_artificial_organs.154.aspx)
- 200 SHI ZQ, CHANG TMS (1983) In vitro adsorption spectrum of plasma amino acids by coated charcoal hemoperfusion. *Int J Artif Organs* 6(5):267-270. (<https://pubmed.ncbi.nlm.nih.gov/6642724/>)
- 201 CHANG TMS (1983) Artificial cells. Proceedings, Symposium on "Plastics in Artificial Organs", American Chemical Society, Seattle, USA.
- 202 KEIPERT P, CHANG TMS (1983) In vivo assessment of pyridoxalated cross-linked polyhemoglobin as an artificial red cell substitute in rats. *Trans Am Soc Artif Internal Organs* 29:329-333.
- 203 CHANG TMS (1983) Artificial liver support: requirements and approaches. *Int J Artif Organs* 6(4):178-182. (<https://pubmed.ncbi.nlm.nih.gov/6414953/>)
- 204 ESPINOSA-MELENDZ E, CHANG TMS (1983) State-of-the-art in hemoperfusion. *Nephrologica Mexicana* 4:51-55.
- 205 CHANG TMS (1983) Membrane biotechnology in artificial cells. Proceedings, Membrane Technology Conference, Oregon, USA.
- 206 CHANG TMS, P BARRE (1983) Effect of desferrioxamine on removal of aluminium and iron by coated charcoal haemoperfusion and haemodialysis. *The Lancet* Nov:1051-1053. ([10.1016/s0140-6736\(83\)91039-5](https://doi.org/10.1016/s0140-6736(83)91039-5))

- 207 CHANG TMS, WH ZHENG (1983) Hemoperfusion with collodion coated Chinese petroleum based spherical charcoal. *Chinese J of Biomedical Engineering* 2:170-177.
- 208 ERGAN F, D THOMAS, CHANG TMS (1984) Selection and microencapsulation of an "NADH-oxidizing" bacterium and its use for NAD regeneration. **Applied Biochemistry and Biotechnology** 10:61-71. ([10.1007/BF02783736](https://doi.org/10.1007/BF02783736))
- 209 CHANG TMS (1984) Artificial cells in medicine and biotechnology. **Applied Biochemistry and Biotechnology** 10:5-24. ([10.1007/BF02783732](https://doi.org/10.1007/BF02783732))
- 210 ORTMANIS A, RJ NEUFELD, CHANG TMS (1984) Study of microencapsulated urease in a continuous feed, stirred tank reactor. **Enzyme Microb Technol** 6:135-139. ([https://doi.org/10.1016/0141-0229\(84\)90121-2](https://doi.org/10.1016/0141-0229(84)90121-2))
- 211 BOURGET L, CHANG TMS (1984) Artificial cell-microencapsulated phenylalanine ammonia-lyase. **Applied Biochemistry and Biotechnology** 10:57-59. (<https://link.springer.com/article/10.1007/BF02783735>)
- 212 CHANG TMS (1984) Artificial cells in hemoperfusion and other applications. **Nephron** 36:161-168 (special festschrift issue for Professor Kolff). ([10.1159/000183146](https://doi.org/10.1159/000183146))
- 213 CHANG TMS (1984) Artificial cells. "Biomedical Applications of Microencapsulation (F LIM, ed.) CRC Press, Boca Raton, Florida, USA. pp 85-103. (<https://www.taylorfrancis.com/books/edit/10.1201/9780429260469/biomedical-applications-microencapsulation-franklin-lim>)
- 214 NEUFELD R, M ARBELOA, CHANG TMS (1984) Design of a fluidized bed reactor for microencapsulated urease. **Applied Biochemistry and Biotechnology** 10:109-119. (<https://link.springer.com/article/10.1007/BF02783742>)
- 215 CHANG TMS (1984) Microencapsulation: An introduction. **Applied Biochemistry and Biotechnology** 10:3-4. (https://link.springer.com/chapter/10.1007/978-1-4612-5182-8_1)
- 216 KEIPERT P, CHANG TMS (1984) Preparation and in-vitro characteristics of a blood substitute based on pyridoxylated polyhemoglobin. **Applied Biochemistry and Biotechnology** 10:133-141. ([10.1007/BF02783744](https://doi.org/10.1007/BF02783744))
- 217 CHANG TMS (1984) Liver support systems. in "Life Support Systems in Intensive Care" (BARTLETT, ed.) Yearbook Publisher, pp.461- 485. (https://books.google.ca/books/about/Life_Support_Systems_in_Intensive_Care.html?id=jXFrAAAAMAAJ&redir_esc=y)
- 218 CHANG TMS (1984) Artificial cells. in "Polymeric Materials and Artificial Organs" (CG GEBELEIN, ed.) American Chemical Society, Washington, DC, pp.171-180. (<https://pubs.acs.org/doi/10.1021/bk-1984-0256.ch011>)
- 219 CHANG TMS (1984) Coated charcoal hemoperfusion. *Life Support Systems* 2:99-106. (<https://pubmed.ncbi.nlm.nih.gov/6384672/>)
- 220 BARRE P, CHANG TMS (1984) Application of coated charcoal hemoperfusion to clinical practice. *The Renal Family Journal* 6:20-25.
- 221 SHI ZQ, CHANG TMS (1984) Amino acid disturbances in experimental hepatic coma rats. *Int J Artif Organs* 7:197-202. (<https://pubmed.ncbi.nlm.nih.gov/6490191/>)
- 222 SHI ZQ, CHANG TMS (1984) Effect of charcoal hemoperfusion on amino acid disturbance in experimental hepatic coma. *Int J Artif Organs* 7:203-208. (<https://pubmed.ncbi.nlm.nih.gov/6490192/>)
- 223 CHANG TMS (1984) Artificial cells. "Biomaterial in Artificial Organs" (JP PAUL, JDS GAYLOR, JM COURTNEY, T GILCHRIST, eds.) McMillan Press, London.pp.103-111. (<https://link.springer.com/book/10.1007/978-1-349-07283-5?page=3>)
- 224 CHANG TMS, C LISTER, R VARMA (1984) Kinetics of coated charcoal hemoperfusion in the removal of Desferal for the elimination of aluminum. "Progress in Artificial Organs" (K ATSUMI, M MAEKAWA, K OTA, ed.) ISAO Press, Cleveland. pp. 602-605. (<https://www.amazon.com/Progress-in-artificial-organs-1983/dp/0936022175>)
- 225 DIXIT V, CHANG TMS (1984) In vitro and clinical studies of the removal of cortisol, thyroxine, insulin and thyroid-stimulating

hormone by coated charcoal hemoperfusion. (<https://pubmed.ncbi.nlm.nih.gov/6396457/>)

226 CHANG TMS, M ODAKA, GE SCHREINER, V BONOMINI, O OTUBSA, R IKSAWA (1984) Adsorbents in hemoperfusion. "Progress in Artificial Organs" (K. ATSUMI, M MAEKAWA, K. OTA, eds.) ISAO Press, Cleveland. Pp.624-627. (<https://www.amazon.com/Progress-in-artificial-organs-1983/dp/0936022175>)

227 TABATA Y, M ODAKA, H HIRASAWA, H KOBAYASHI, M OHKAWA, H SATO, T SHIMADA, Y IRIE, CHANG TMS (1984) The effects of charcoal hemoperfusion on the liver metabolism of fulminant hepatic failure rats. "Progress in Artificial Organs" (K. ATSUMI, M MAEKAWA, K. OTA, eds.) ISAO Press, Cleveland. pp. 747-749. (<https://www.amazon.com/Progress-in-artificial-organs-1983/dp/0936022175>)

228 SHI ZQ, CHANG TMS (1985) Amino acid disturbance in experimental hepatic coma: the effects of charcoal hemoperfusion. "Hemoperfusion and Artificial Organs"(TMS CHANG & BL HO, eds.) China Academic Publisher, pp. 301-310.

229 TABATA T, M ODAKA, H HIRASAWA, H KOBAYASHI, M OHKAWA, K SOEDA, H SATO, T SHIMADA, Y IRIE, CHANG TMS (1985) The effect of charcoal hemoperfusion on the adenine nucleotide of the liver in fulminant hepatic failure rats. "Hemoperfusion and Artificial Organs" (CHANG TMS & BL HO, eds.) China Academic Publisher, pp. 296-300.

230 CHANG TMS (1985) Biomedical applications of artificial cells immobilized enzymes, cells and other biologically active materials. "Enzymes and Immobilized Cells in Biotechnology" (AI LASKIN, ed.) Addison-Wesley Publishing Co., Reading,Mass., USA, pp.263-281. (https://books.google.ca/books/about/Enzymes_and_Immobilized_Cells_in_Biotech.html?id=wM5TAAAAMAAJ&redir_esc=y)

231 BOURGET L, CHANG TMS (1985) Phenylalanine ammonia-lyase immobilized in semipermeable microcapsules for enzyme replacement in phenylketonuria. Federation of European Biochemical Societies (FEBS Letters) 180:5-8. ([10.1016/0014-5793\(85\)80219-2](https://doi.org/10.1016/0014-5793(85)80219-2))

232 CHANG TMS (1985) Biotechnology of artificial cells including their application in artificial organs. "The principles, applications and regulations of biotechnology in Industry, Agriculture and Medicine" (CL COONEY, A HUMPHREY, eds.) in "Comprehensive Biotechnology", Pergamon Press, New York. pp. 53-72. (<https://catalogue.nla.gov.au/catalog/2573144>)

233 CHANG TMS (1985) Artificial cell research at the Artificial Cells and Organs Research Centre. "Hemoperfusion and Artificial Organs" (CHANG TMS & BL HO, eds.) China Academic Publisher, pp. 12-20.

234 KEIPERT PE, CHANG TMS (1985) Pyridoxylated polyhemoglobin as a blood substitute for resuscitation of lethal hemorrhagic shock in conscious rats. *Biomat Med Dev Artif Organs* 13:1-15. (<https://doi.org/10.3109/10731198509118839>)

235 DIXIT V, CHANG TMS (1985) Preliminary report on effects of prostaglandin on brain edema in fulminant hepatic failure rats. *Int J Artificial Organs* 8(1):55-56. (<https://europepmc.org/article/med/3855843>)

236 CHANG TMS (1985) Artificial cells with regenerating multienzyme systems. **Methods in Enzymology** 112:195-203. ([https://doi.org/10.1016/S0076-6879\(85\)12017-3](https://doi.org/10.1016/S0076-6879(85)12017-3))

237 CHANG TMS, BARRE P, S KURUVILLA (1985) Long-term reduced time hemoperfusion-hemodialysis compared to standard dialysis: A preliminary crossover analysis. *Trans Am Soc Artif Intern Organs* 31:572-576. (https://journals.lww.com/asaiojournal/citation/1985/31000/Long_Term_Reduced_Time_Hemoperfusion_Hemodialysis.113.aspx)

238 CHANG TMS (1985) The future potentials of blood substitutes in transfusion. *Transplantation Today* Sept:40-45.

239 CHANG TMS (1986) Experimental evaluation of artificial liver support. "Liver Failure" (R WILLIAMS, ed.) Clinics in Critical Medicine Series, Churchill Livingstone Inc., UK pp. 191-206. (https://books.google.ca/books/about/Liver_Failure.html?id=fUZsAAAAMAAJ&redir_esc=y)

- 240 YUAN ZY, CHANG TMS (1986) Rat microsomes and cytosol immobilized by microencapsulation in artificial cells. *Int J Artif Organs* 9(1):63-68,1986. (<https://doi.org/10.1177/039139888600900113>)
- 241 CHANG TMS (1986) Application of artificial cells in hemoperfusion, blood substitutes, immunosorption, artificial pancreas, and enzyme replacement. *Progress in Artificial Organs* (Y. Nose C. Kjellstrand and P. Ivanovich, eds.) ISAO Press, Cleveland, USA pp.232-238. (<https://booksrun.com/9780936022260-progress-in-artificial-organs-1985>)
- 242 HERTZMAN CM, PE KEIPERT, CHANG TMS (1986) Serum antibody titers in rats receiving repeated small subcutaneous injections of hemoglobin or polyhemoglobin: a preliminary report. *Int J Artif Organs* 9:179-182. (<https://doi.org/10.1177/039139888600900311>)
- 243 CHANG TMS (1986) Experimental artificial liver support with emphasis on fulminant hepatic failure: concepts and reviews. "Seminars in Liver Diseases Series" on "Fulminant Hepatic Failure" 6:148-159. ([10.1055/s-2008-1040598](https://doi.org/10.1055/s-2008-1040598))
- 244 CHANG TMS (1986) Immobilization of bioactive material by microencapsulation in artificial cells for medicine and biotechnology. *Proceedings 13th International Symposium on Controlled Release Bioactive Materials*, pp. 21-22. (<https://agris.fao.org/search/en/providers/122535/records/65ddd54c5aef494fd6363f>)
- 245 CHAWLA AS, CHANG TMS (1985-86) In-vivo degradation of poly- (lactic acid) of different molecular weights. *Biomater, Med Dev, Art Org*13(3):153-162. (<https://doi.org/10.3109/10731198509118848>)
- 246 BARRE P, A GONDA, CHANG TMS (1986) Routine clinical applications of hemoperfusion-hemodialysis in uremia. *Int J Artif Organs*9:305-308. (<https://pubmed.ncbi.nlm.nih.gov/3023242/>)
- 247 CHANG TMS (1986) Book review on "Bioactive Polymeric Systems" *Quarterly Review of Biology* 61:255. (<https://www.journals.uchicago.edu/doi/10.1086/414937>)
- 248 CHANG TMS (1986) Hemoperfusion in poisoning, fulminant hepatic failure, aluminium and iron removal, uremia and immunosorption. *Progress in Artificial Organs* (Y. Nose, C. Kjellstrand and P. Ivanovich, eds.) ISAO Press, Cleveland, USA pp.595-600. (<https://booksrun.com/9780936022260-progress-in-artificial-organs-1985>)
- 249 DUECK CL, RJ NEUFELD, CHANG TMS (1986) Hydrodynamics of a fluidized bed reactor for urea hydrolysis by microencapsulated urease. *Can J Chemical Engineering* 64:540-546 (<https://doi.org/10.1002/cjce.5450640403>)
- 250 SIPEHIA R, CHAWLA AS, CHANG TMS (1986) Enhanced albumin binding to polypropylene beads via anhydrous ammonia gaseous phase. **Biomaterials** 1, 471-473, 1986. ([10.1016/0142-9612\(86\)90038-4](https://doi.org/10.1016/0142-9612(86)90038-4))
- 251 SIPEHIA R, RAB BANNARD, CHANG TMS (1986) Adsorption of large lipophilic molecules with exclusion of small hydrophilic molecules by microencapsulated activated charcoal formed by coating with polyethylene membrane. **Journal of Membrane Science** 29:277-286, 1986 ([https://doi.org/10.1016/S0376-7388\(00\)81266-1](https://doi.org/10.1016/S0376-7388(00)81266-1))
- 252 ESPINOSA-MELENDZ E, PA BOURGOUIN, CHANG TMS (1986) Combined hemoperfusion/hemodialysis in the treatment of uremic patients with vascular access problems: *Int J Artif Organs* 9:309-312. (<https://doi.org/10.1177/039139888600900509>)
- 253 WONG H, CHANG TMS (1986) Bioartificial liver: implanted artificial cells microencapsulated living hepatocytes increases survival of liver failure rats. *Int J Artif Organs* 9:335-336. (<https://pubmed.ncbi.nlm.nih.gov/3781665/>)
- 254 BOURGET L, CHANG TMS (1986) Phenylalanine ammonia-lyase immobilized in microcapsules for the depletion of phenylalanine in plasma in phenylketonuric rat model.

Biochim. Biophys. Acta. 883:432-438. ([10.1016/0304-4165\(86\)90281-3](https://doi.org/10.1016/0304-4165(86)90281-3))

255 ILAN E, CHANG TMS (1986) Modification of lipid-polyamide microcapsules for immobilization of free cofactors and multienzyme system for the conversion of ammonia to glutamate. **Applied Biochemistry and Biotechnology** 13:221-230, 1986. (<https://link.springer.com/article/10.1007/BF02798460>)

256 ARBELOA M, RJ NEUFELD, CHANG TMS (1986) Analysis of microencapsulated urease, fluidized bed reactor under steady and transient state operating conditions. **Journal of Membrane Science** 29:321-331. ([https://doi.org/10.1016/S0376-7388\(00\)81270-3](https://doi.org/10.1016/S0376-7388(00)81270-3))

257 WAHL HP, CHANG TMS (1986) Recycling of NAD⁺ cross-linked to albumin or hemoglobin immobilized with multienzyme systems in artificial cells. **J of Molecular Catalysis** 39:147-154, 1986. ([https://doi.org/10.1016/0304-5102\(87\)80057-3](https://doi.org/10.1016/0304-5102(87)80057-3))

258 LANGER R, PJ BLACKSHEAR, CHANG TMS, MD KLEIN, JS SCHULTZ (1986) Enzyme and drug delivery systems. *Trans Am Soc Artif Internal Organs* 32:639-645. (https://journals.lww.com/asaiojournal/citation/1986/32020/enzyme_and_drug_delivery_systems.6.aspx)

259 CHANG TMS (1987) Modified Hemoglobin as Red Blood Cell Substitutes. *J Biomat. Art. Cells Art. Org.* 15:323-328. (<https://doi.org/10.3109/10731198709118532>)

260 ILAN E, CHANG TMS (1987) Conversion of ammonia to glutamate by L-glutamate dehydrogenase, alcohol dehydrogenase and NAD⁺ immobilized within lipid-polyamide polyethyleneimine microcapsules. **Advances in Experimental Medicine and Biology** 223, 189-192. (https://link.springer.com/chapter/10.1007/978-1-4684-5445-1_29)

261 CHANG TMS, R VARMA (1987) Pyridoxalated Heterogeneous and Homologous Polyhemoglobin and Hemoglobin: Systemic effects of replacement transfusion in rats previously receiving immunizing doses. *J. Biomat. Art. Cells Art. Org.* 15:443-452. ([10.3109/10731198709118538](https://doi.org/10.3109/10731198709118538))

262 CHANG TMS (1987) Biomaterials, Artificial Cells and Artificial Organs: an editorial. *J. Biomat. Art. Cells Art. Org.* 15: vii-viii. (<https://doi.org/10.3109/10731198709118503>)

263 WOLFE EA, CHANG TMS (1987) Orally ingested microencapsulated urease and an adsorbent, zirconium phosphate, to remove urea in kidney failure. *Int. J. Artif. Organs* 10:269-275. (<https://pubmed.ncbi.nlm.nih.gov/3666978/>)

264 CHANG TMS (1987) Applications of Artificial Cells in Medicine and Biotechnology. *Int. J. Biomaterials, Artificial Cells and Artificial Organs* 15:1-20. ([10.3109/10731198709118504](https://doi.org/10.3109/10731198709118504))

265 GU KF, CHANG TMS (1987) Conversion of ammonia or urea to L-leucine, L-valine and L-isoleucine by Artificial Cells, immobilized multienzyme system. *Int. J. Biomaterials, Artificial Cells and Artificial Organs* 15:297-304. (<https://doi.org/10.3109/10731198709118530>)

266 CHANG V, A. BATTISTIN, R. RODRIGUE CHANG TMS (1987) Flow Analysis for Optimal Configuration of Hemoperfusion Device. *Int. J. Artificial Organs* 10:115-120. (<https://pubmed.ncbi.nlm.nih.gov/3583427/>)

267 ERGAN F, D THOMAS, CHANG TMS (1987) Immobilization of the "NADH-oxidase" function of the bacterium *Leuconostoc Mesenteroides* in matrix supported microcapsules for continuous cofactor regeneration. *Ann. New York Acad. Sci* 501:372-376.

268 KEIPERT PE, CHANG TMS (1987) In-vivo effects of total and partial isovolemic exchange transfusion in fully conscious rats using pyridoxylated polyhemoglobin solution as a colloidal oxygen-delivery blood substitute. **Vox Sanguinis** 53:7-14. ([10.1111/j.1423-0410.1987.tb04905.x](https://doi.org/10.1111/j.1423-0410.1987.tb04905.x))

269 CHANG TMS (1987) Artificial Cells in Medicine and Biotechnology. *Cas Lek Ces* 126:6-10.

270 CHANG TMS (1987) Recycling of NAD(P) by Multienzyme Systems Immobilised by microencapsulation in Artificial cells. **Methods in Enzymology** 136:67-82 ([10.1016/s0076-6879\(87\)36009-4](https://doi.org/10.1016/s0076-6879(87)36009-4))

- 271 CHANG TMS, M FARMER, RP GEYER, G MOSS (1987) Blood substitutes based on modified hemoglobin and fluorochemicals. TASAIO - Official Journal of Am. Soc. Artif. Int. Organs. 33. (<https://pubmed.ncbi.nlm.nih.gov/3426865/>)
- 272 DIXIT V, CHANG TMS (1987) Effects of prostaglandin on brain edema and liver histopathology in a galactosamine-induced fulminant hepatic failure rat model. J. Biomat. Art. Cells Art. Org. 15:559-574. ([10.3109/10731198709117553](https://doi.org/10.3109/10731198709117553))
- 273 ZHOU MX, CHANG TMS (1987) Effects of Polylactic Acid Microcapsules Containing Prostaglandin E2 on the Survival Rates of Grade II Coma Galactosamine-induced Fulminant Hepatic Failure Rats. J. Biomat. Art. Cells Art. Org. 15:549-558. ([10.3109/10731198709117552](https://doi.org/10.3109/10731198709117552))
- 274 MORLEY D, CHANG TMS (1987) Effect of Membrane Thickness of Collodion Coated Activated Charcoal on Adsorption of Small and Middle Molecules. J. Biomat. Art. Cells Art. Org. 15:617-632. ([10.3109/10731198709117559](https://doi.org/10.3109/10731198709117559))
- 275 GU KF, CHANG TMS (1988) Multienzyme system and Dextran-NAD immobilized by microencapsulation within artificial cells in a reactor for conversion of urea into L-glutamic acid in "Bioreactor Immobilized Enzymes and Cells" (M Moo-Young, ed.) Elsevier Press, New York, pp. 59-62. (<https://link.springer.com/book/9789401511636>)
- 276 CHANG TMS (1988) Methods in the medical applications of immobilized proteins, enzymes and cells. **Methods in Enzymology** 137:444-457. ([10.1016/0076-6879\(88\)37042-4](https://doi.org/10.1016/0076-6879(88)37042-4))
- 277 GU KF, CHANG TMS (1988) Conversion of ammonia or urea into L-leucine, L-valine and L-isoleucine using artificial cell immobilising multienzyme system and dextran-NADH⁺. I. Glucose dehydrogenase for cofactor recycling. ASAIO - Official Journal Am. Soc. Artif. Int. Organs. 11:24-28. (<https://pubmed.ncbi.nlm.nih.gov/2454127/>)
- 278 ZHOU MX, CHANG TMS (1988) Control release of prostaglandin E2 from polylactic acid microcapsules, microparticles and modified microparticles. J. Microencapsulation. 5:27-36. ([10.3109/02652048809036720](https://doi.org/10.3109/02652048809036720))
- 279 SIPEHIA R, CHAWLA AS, JN DAKA, CHANG TMS (1988) "Immobilization of enzymes on polypropylene beads surfaces by anhydrous ammonia gaseous plasma technique". Journal of Biomedical Material Research 22(5):417-422. ([10.1002/jbm.820220505](https://doi.org/10.1002/jbm.820220505))
- 280 CHANG TMS (1988) 30th Anniversary of Artificial Red Blood Cell Research. J. Biomat. Art. Cells Art. Org. 16:1-9. (<https://doi.org/10.3109/10731198809132551>)
- 281 CHANG TMS (1988) Red blood cells substitute: Microencapsulated hemoglobin and cross-linked hemoglobin including pyridoxylated polyhemoglobin and conjugated hemoglobin. J. Biomat. Art. Cells Art. Org. 16:11-29. ([10.3109/10731198809132552](https://doi.org/10.3109/10731198809132552))
- 282 NING J, CHANG TMS (1988) Effects of stroma-free Hb and polyhemoglobin on complement activation blood cell counts and coagulation factors in rats. J. Biomat. Art. Cells Art. Org. 16:651-652. (<https://doi.org/10.3109/10731198809132627>)
- 283 CHANG TMS, R VARMA (1988) Immunological and systemic effects of transfusions in rats using pyridoxylated hemoglobin and polyhemoglobin from homologous and heterogenous sources. J. Biomat. Art. Cells Art. Org. 16:205-215. ([10.3109/10731198809132570](https://doi.org/10.3109/10731198809132570))
- 284 KEIPERT PE, CHANG TMS (1988) Pyridoxylated-polyhemoglobin solution: A low viscosity oxygen-delivering blood replacement fluid with normal oncotic pressure and long-term storage feasibility. J. Biomat. Art. Cells Art. Org. 16:185-196. ([10.3109/10731198809132568](https://doi.org/10.3109/10731198809132568))
- 285 deVARENNES B, CHANG TMS, DJF SYMES, A GUERRATY (1988) Isolated heart preservation for 24 hours: is O₂ important? J. Biomat. Art. Cells Art. Org. 16:357-358. (<https://doi.org/10.3109/10731198809132585>)
- 286 WALTER S, CHANG TMS (1988) Chronotropic effects of stroma-free hemoglobin and polyhemoglobin on cultured myocytes derived from newborn rats. J. Biomat. Art. Cells Art. Org. 16:701-703. (<https://doi.org/10.3109/10731198809132645>)

- 287 GU KF, CHANG TMS (1988) Conversion of -ketoglutarate into L-glutamic acid with urea as ammonium source using multienzyme system and dextran-NAD⁺ immobilised by microencapsulation with artificial cells in a bioreactor. **J. Bioeng. Biotech.** 32: 363-368. ([10.1002/bit.260320315](https://doi.org/10.1002/bit.260320315))
- 288 DAKA JN, KG LAIDLER, SIPEHIA R, CHANG TMS (1988) "Immobilized and kinetics of lactate dehydrogenase at a rotating nylon disk: **Biotechnology and Bioengineering**, 32: 213-219. ([10.1002/bit.260320211](https://doi.org/10.1002/bit.260320211))
- 289 CHANG TMS (1988) Artificial Cells as Bioreactive Biomaterials. *J. Biomaterials Applications*, 3, 116-125. ([10.1177/088532828800300106](https://doi.org/10.1177/088532828800300106))
- 290 CHANG TMS, R LANGER, R SPARKS, G REACH (1988) Drug Delivery System in Biotechnology. *J. Artificial Organs* 12: 248-251. (<https://doi.org/10.1111/j.1525-1594.1988.tb02766.x>)
- 291 WONG H, CHANG TMS (1988) The viability and regeneration of artificial cell microencapsulated rat hepatocyte xenograft transplants in mice. *J. Biomaterials, Artificial Cells and Artificial Organs.* 16, 731-740. ([10.3109/10731198809117565](https://doi.org/10.3109/10731198809117565))
- 292 CHANG TMS (1988) Medical application of artificial cells in transfusion, phenylketonuria, essential amino acid production and liver failure. *Ann. New York Acad. Sci.* 542: 507-514. ([10.1111/j.1749-6632.1988.tb25879.x](https://doi.org/10.1111/j.1749-6632.1988.tb25879.x))
- 293 CHANG TMS (1988) Blood substitutes prepared from modified hemoglobin "Blood Substitutes: Preparation, Physiology and Medical Application" K.C. Lowe (ed.) 87-93. (https://librarysearch.ohsu.edu/discovery/fulldisplay/alma992911101858/01ALLIANCE_OHSU:OHSU)
- 294 KASHANI SA, CHANG TMS (1988) Release of hepatic stimulatory substance from cultures of free and microencapsulated hepatocytes: preliminary report. *J. Biomaterials, Artificial Cells and Artificial Organs.* 16, 741-746. ([10.3109/10731198809117566](https://doi.org/10.3109/10731198809117566))
- 295 CHANG TMS (1988) The role of Biotechnology in Bioartificial or Hybrid Artificial Cells and Organs: editorial. *J. Biomaterials, Artificial Cells and Artificial Organs.* 16: 704-705. (<https://pubmed.ncbi.nlm.nih.gov/3219413/>)
- 296 CHANG TMS (1988) Artificial Cells in Blood Substitutes and Artificial Organs. *Cirurgia Y Cirujano*
- 297 CHANG TMS (1988) Artificial cells with ultrathin lipid-polymer or lipid-protein membranes "New Technological Applications of Phospholipid Bilayers, Thin Films and Vesicles", B.P. Gaber, J.M. Schnur, D. Chapman, eds., Plenum Press, 215-223. (<https://link.springer.com/book/10.1007/978-1-4684-7908-9>)
- 298 NISHIYA T, Y. OKUMURA, CHANG TMS (1988) Synthesis and Properties of circular dichroism active phospholipids. *Chem. Phys. Lipids* 49(1-2): 69-79. ([10.1016/0009-3084\(88\)90066-7](https://doi.org/10.1016/0009-3084(88)90066-7))
- 299 NISHIYA T, M. DASGUPTA, Y. OKUMURA, CHANG TMS (1988) Circular Dichroism Study of Membrane Dynamics Focused on Effect of Monosialoganglioside. **J. Biochemistry** 104(1):62-65. ([10.1093/oxfordjournals.jbchem.a122424](https://doi.org/10.1093/oxfordjournals.jbchem.a122424))
- 300 CHANG TMS, CW LISTER (1988/1989) Plasma/Intestinal concentration patterns suggestive of entero-portal recirculation of amino acids: Effects of oral administration of asparaginase, glutaminase and tyrosinase immobilized by microencapsulation in Artificial Cells. *J. Biomaterials, Artificial Cells and Artificial Organs* 16:915-926. ([10.3109/10731198809117277](https://doi.org/10.3109/10731198809117277))
- 301 CHANG TMS (1989) The use of modified hemoglobin as an oxygen carrying blood substitute. **Transfusion Medicine Review** 3:213-218. ([https://doi.org/10.1016/S0887-7963\(89\)70081-X](https://doi.org/10.1016/S0887-7963(89)70081-X))
- 302 CHANG TMS (1989) Hybrid artificial cells encapsulation and immobilisation of cell culture, organelles and multienzyme system "Hybrid Artificial Organs", ed. C. Baquey and B. Dupuy. *Colloque INSERM* 177:239-246.
- 303 CHANG TMS, P. BARRE, C. LISTER, S. KURUVILLA (1989) Artificial cells in medical applications with emphasis on hemoperfusion for aluminium removal and

crossover control clinical trial on hemoperfusion-hemodialysis **Contributions to Nephrology** 70:237-249.

304 BOURGET L, CHANG TMS (1989) Effects of oral administration of artificial cells immobilized phenylalanine ammonia-lyase on intestinal amino acids of phenylketonuric rats. *J. Biomat., Art. Cells and Art. Organs*, 17:161-182. ([10.3109/10731198909118278](https://doi.org/10.3109/10731198909118278))

305 GAROFALO F, CHANG TMS (1989) Immobilization of *P. pictorum* in open pore agar, alginate polylysine-alginate microcapsules for serum cholesterol depletion. *J. Biomat., Art. Cells and Art. Organs*, 17: 271-290. ([10.3109/10731198909118285](https://doi.org/10.3109/10731198909118285))

306 LALLA FR, NING J AND CHANG TMS (1989) Effects of pyridoxalated polyhemoglobin and stroma-free hemoglobin on ADP-induced platelet aggregation. *J. Biomat., Art. Cells and Art. Organs*, 17:363-369. ([10.3109/10731198909118292](https://doi.org/10.3109/10731198909118292))

307 DAKA NJ, SIPEHIA R, CHANG TMS (1989) Enhanced oxidation of bilirubin by an immobilized tri-enzyme system of glucose oxidase, bilirubin oxidase and horseradish peroxidase. **Biochim. Biophys. Acta.** 991:487-489. ([10.1016/0304-4165\(89\)90078-0](https://doi.org/10.1016/0304-4165(89)90078-0))

308 SIPEHIA R, J.N. DAKA, A.S. CHAWLA, CHANG TMS (1989) Immobilisation of protein and enzymes onto functionalised polypropylene surfaces by a gaseous plasma modification technique "Biocatalysis and Biomimetics", J.D. Burrington and D.S. Clark, eds., Washington, D.C., Chapter 12, 1989. ([10.1002/jbm.820220505](https://doi.org/10.1002/jbm.820220505))

309 BRUNI S, CHANG TMS (1989) Hepatocytes immobilized by microencapsulation in artificial cells: Effects on hyperbilirubinemia in Gunn Rats. *J. Biomat. Artif. Cells and Artif. Org.* 17:403-412. (<https://doi.org/10.3109/10731198909118855>)

310 PALMOUR RM, P. GOODYER, T. READE, CHANG TMS (1989) Microencapsulated xanthine oxidase as experimental therapy in Lesch-Nyhan Disease. **Lancet** 2(8664):687-688. ([10.1016/s0140-6736\(89\)90939-2](https://doi.org/10.1016/s0140-6736(89)90939-2))

311 DAKA JN, CHANG TMS (1989) Bilirubin removal by the pseudoperoxidase activity of free and immobilized hemoglobin and hemoglobin co-immobilized with glucose oxidase. *Biomat. Artif. Cells and Artif. Org.* 17:553-562. ([10.3109/10731198909117636](https://doi.org/10.3109/10731198909117636))

312 CHANG TMS (1989) Preparation and characterization of xanthine oxidase immobilized by microencapsulation in artificial cells for the removal of hypoxanthine. *Biomat. Artif. Cells and Artif. Org.* 17:611-616. ([10.3109/10731198909117640](https://doi.org/10.3109/10731198909117640))

313 SIPEHIA R, RAB BANNARD, CHANG TMS (1989) "Poly (vinylidene fluoride) or poly (vinylidene chloride/vinyl chloride) - coated activated charcoal for the adsorption of large lipophilic molecules with exclusion of small hydrophilic molecules". **J. Membrane Science** 47:293-301. (<https://documentsdelivered.com/source/054/889/054889591.php>)

314 CHANG TMS (1989) Artificial Cells for hemoperfusion and other applications. *Nefrologia Mexicana.* 10(1):21-26. ([10.1159/000183146](https://doi.org/10.1159/000183146))

315 NISHIYA T, CHANG TMS (1989) Effects of cholesterol and melittin on spontaneous lipid transfer between liposomes. *Chem. Phys. Lipids.* 51:83-90.

316 DIXIT V, CHANG TMS (1990) Brain edema and blood brain barrier in galactosamine induced fulminant hepatic failure rats: animal models for evaluation of liver support systems *Journal of American Soc. Artif. Int. Organs* 36:21-27. (<https://pubmed.ncbi.nlm.nih.gov/2306387/>)

317 CHANG TMS (1990) Modified hemoglobin: Endotoxin and safety studies. *J. Biomaterials, Artificial Cells and Artificial Organs* 18: vii- viii.

318 WALTER SV, CHANG TMS (1990) Chronotropic effects of in-vivo perfusion with albumin, stroma- free hemoglobin and polyhemoglobin solutions *J. Biomaterials, Artificial Cells and Artificial Organs* 18:283- 299. ([10.3109/10731199009117307](https://doi.org/10.3109/10731199009117307))

319 NING J, CHANG TMS (1990) Measurement of complement activation by CH50 in rats. *J. Biomaterials, Artificial Cells and Artificial Organs* 18:203-218.

320 NING J, CHANG TMS (1990) Effects of homologous and heterologous stroma-free hemoglobin and polyhemoglobin on complement activation, leukocytes and platelets. *J. Biomaterials, Artificial Cells and Artificial Organs* 18:219- 233. (<https://doi.org/10.3109/10731199009117303>)

321 GU KF, CHANG TMS (1990) Conversion of ammonia or urea into essential amino acids, L- leucine, L-valine and L-isoleucine using artificial cells containing an immobilized multienzyme system and dextran-NAD⁺. 2. Yeast Alcohol Dehydrogenase for coenzyme recycling. **J. Biotechnology and Applied Biochemistry** 12:227-236. ([10.1007/BF02921527](https://doi.org/10.1007/BF02921527))

322 GU KF, CHANG TMS (1990) Production of essential L-branched-chained amino acids, in bioreactors containing artificial cells immobilized multienzyme systems and dextran-NAD⁺. **Applied Biochemistry and Biotechnology** 26:263-269. ([10.1002/bit.260360308](https://doi.org/10.1002/bit.260360308))

323 KHANNA R, CHANG TMS (1990) Characterization of L-histidine ammonia-lyase immobilized by microencapsulation in artificial cells: Preparation kinetics, stability, and in vitro depletion of histidine. *Int. J. Art. Org.* 13:189-195. (<https://pubmed.ncbi.nlm.nih.gov/2347667/>)

324 NING J AND CHANG TMS (1990) In-vivo effects of stroma-free hemoglobin and polyhemoglobin on coagulation factors in rats. *Int. J. Artificial Organs* 13(8):509-516 (<https://pubmed.ncbi.nlm.nih.gov/2228294/>)

325 CHANG TMS (1990) Biotechnological and medical application of immobilization of hepatocytes, microorganisms and enzyme systems by microencapsulation in artificial cells. **Enzyme Engineering** 10(613):109-115. (<https://doi.org/10.1111/j.1749-6632.1990.tb18152.x>)

326 GU KF, CHANG TMS (1990) Conversion of ammonia or urea into essential amino acids. L- leucine, L- valine and L-isoleucine using artificial cells containing an immobilized multienzyme system and dextran-NAD⁺. IV. Malate dehydrogenase for coenzyme recycling. **J. of Catalysis** 62:331-339. ([10.1007/BF02921527](https://doi.org/10.1007/BF02921527))

327 SIPEHIA R, A. GARFINKLE, W.B. JACKSON, AND CHANG TMS (1990) Towards an artificial cornea: Surface modification of optically clear, oxygen permeable soft contact lens materials by ammonia plasma modification technique for the enhanced attachment and growth of corneal epithelial cells. *Int. J. Biomaterials, Artificial Cells and Artificial Organs* 18(5):643-656. ([10.3109/10731199009117333](https://doi.org/10.3109/10731199009117333))

328 CHANG TMS, AND C. LISTER (1990) A screening test of modified hemoglobin blood substitute before clinical use in patients - based on complement activation of human plasma. *J. Biomaterials, Artificial Cells and Artificial Organs* 18(5):693-702.

329 CHANG TMS (1991) Therapeutic application of immobilized protein and cells "Immobilized Proteins" of Bioprocess Technology Series (RF Taylor, ed.) Marcel Dekker, Inc., New York, 305-318. ([10.3109/10731199009117339](https://doi.org/10.3109/10731199009117339))

330 GAROFALO FA, CHANG TMS (1991) Effects of mass transfer and reaction kinetics on serum cholesterol depletion rates of free and immobilized *Pseudomonas-pictorum* **Applied Biochemistry and Biotechnology** 27:75-91. ([10.1007/BF02921517](https://doi.org/10.1007/BF02921517))

331 CHANG TMS (1991) Artificial Cells "Encyclopedia of Human Biology" (editor-in chief: Renalo Dulbecco). Volume 1, 377-383, Academic Press, Inc., San Diego,CA. (https://books.google.ca/books/about/Encyclopedia_of_Human_Biology.html?id=j6JqAAAAMAAJ&redir_esc=y)

332 CHANG TMS (1991) Biomaterials, Artificial Cells and Immobilization Biotechnology, an editorial. *Biomaterials, Artificial Cells and Immobilization Biotechnology*, an International Journal 19: i-iii, 1991. (<https://www.tandfonline.com/toc/ianb18/19/4?nav=tocList>)

- 333 BRUNI S, CHANG TMS (1991) Encapsulated hepatocytes for controlling hyperbilirubinemia in Gunn Rats Int. J. Artificial Organs 14:239-241,1991. (<https://doi.org/10.1177/039139889101400407>)
- 334 CATTANEO M and CHANG TMS (1991) The potential of microencapsulated urease zeolite oral sorbent for the removal of urea in uraemia. Official Journal of the American Society of Artificial Internal Organs 37:80-87, 1991. (<https://pubmed.ncbi.nlm.nih.gov/1649615/>)
- 335 GU KF, CHANG TMS (1991) Conversion of urea into essential amino acids, L-leucine, L- valine and L- isoleucine using artificial cells containing an immobilized multienzyme system and dextran-NAD⁺. III. L-lactic dehydrogenase for co-enzyme recycling. **J. Applied Biochemistry and Biotechnology** 27:75-91 (<https://link.springer.com/article/10.1007/BF02921527>)
- 336 KASHANI S, CHANG TMS (1991) Physical chemical characteristics of hepatic stimulatory factor prepared from cell free supernatant of hepatocyte cultures. Biomaterials, Artificial Cells and Immobilization Biotechnology 19:565-578. ([10.3109/10731199109117838](https://doi.org/10.3109/10731199109117838))
- 337 KASHAN SI, CHANG TMS (1991) Effects of hepatic stimulatory factor released from free or microencapsulated hepatocytes on galactosamine induced fulminant hepatic failure animal model. Biomaterials, Artificial Cells and Immobilization Biotechnology 19:579-598. ([10.3109/10731199109117837](https://doi.org/10.3109/10731199109117837))
- 338 WONG H, CHANG TMS (1991) Microencapsulation of cells within alginate poly-Llysine microcapsules prepared with standard single step drop technique: histologically identified membrane imperfections and the associated graft rejection. Biomaterials,Artificial Cells and Immobilization Biotechnology 19:675-686. ([10.3109/10731199109117846](https://doi.org/10.3109/10731199109117846))
- 339 WONG H, CHANG TMS (1991) A novel two-step procedure for immobilizing living cells in microcapsule for improving xenograft survival. Biomaterials, Artificial Cells and Immobilization Biotechnology 19:687- 698, 1991. ([10.3109/10731199109117847](https://doi.org/10.3109/10731199109117847))
- 340 MOBED M, CHANG TMS (1991) Preparation and surface characterization of carboxymethylchitos incorporated submicron bilayer lipid membrane artificial cells (liposomes) encapsulating hemoglobin. Biomaterials, Artificial Cells and Immobilization Biotechnology 19:731- 744, 1991. ([10.3109/10731199109117851](https://doi.org/10.3109/10731199109117851))
- 341 CHANG TMS (1992) Recent advances in artificial cells with emphasis on biotechnological approaches based on microencapsulation "Microcapsules and Nanoparticles in Medicine and Pharmacy" (editor: M. Donbrow), CRC Press Inc.,Boca Raton, USA, 323-339. (<https://www.taylorfrancis.com/chapters/edit/10.1201/9780429282287-22/recent-advances-artificial-cells-emphasis-biotechnological-medical-approaches-based-microencapsulation-thomas-chang>)
- 342 CHANG TMS (1992) Blood substitutes based on modified hemoglobin prepared by encapsulation or crosslinking. Biomaterials, Artificial Cells and Immobilization Biotechnology 20:154- 174, 1992. ([10.3109/10731199209119634](https://doi.org/10.3109/10731199209119634))
- 343 CHANG TMS, C.W. LISTER (1992) An in-vitro screening test for modified hemoglobin to bridge the gap between animal safety studies and clinical use inpatients. Biomaterials, Artificial Cells and Immobilization Biotechnology 20:481-487,1992. ([10.3109/10731199209119684](https://doi.org/10.3109/10731199209119684))
- 344 CHANG TMS, C. LISTER, T. NISHIYA, R. VARMA (1992) Immunological effects of hemoglobin, microencapsulated hemoglobin, polyhemoglobin and conjugated hemoglobin using different immunizing schedules. Biomaterials, Artificial Cells and ImmobilizationBiotechnology 20:519- 526, 1992. ([10.3109/10731199209119690](https://doi.org/10.3109/10731199209119690))
- 345 CHANG TMS, MOBED M, T. Nishiya (1992) Purification and characterization of liposomes encapsulating hemoglobin as potential blood substitutes. Biomaterial, Artificial Cells and Immobilization Biotechnology 20:53-70, 1992. ([10.3109/10731199209117858](https://doi.org/10.3109/10731199209117858))
- 346 CHANG TMS (1992) Artificial Cells - 35 years. J. Artificial Organs 16:8-12,1992. (<https://doi.org/10.1111/j.1525-1594.1992.tb00263.x>)
- 347 CHANG TMS (1992) Artificial liver support based on artificial cells with emphasis on encapsulated hepatocytes. J. Artificial Organs 16:71-74, 1992. ([10.1111/j.1525-1594.1992.tb00270.x](https://doi.org/10.1111/j.1525-1594.1992.tb00270.x))

- 348 MOBED M, CHANG TMS (1992) Purification and quantitative determination of carboxymethylchitin- incorporated into submicron bilayer-lipid membrane artificial cells (liposomes) encapsulating hemoglobin. *Biomaterials, Artificial Cells and Immobilization Biotechnology* 20:329- 336, 1992. ([10.3109/10731199209119657](https://doi.org/10.3109/10731199209119657))
- 349 TANI T, CHANG TMS, M. KODAMA, M. TSUCHIYA (1992) Endotoxin removed from hemoglobin solution using polymyxin-B immobilized fibre (PMX-F) followed by a new turbidometric endotoxin assay. *Biomaterials, Artificial Cells and Immobilization Biotechnology* 20:394- 399, 1992. ([10.3109/10731199209119669](https://doi.org/10.3109/10731199209119669))
- 350 ILAN E, P. MORTON, CHANG TMS (1992) Bovine hemoglobin anaerobically reacted with divinyl sulfone: A potential source for hypothermic oxygen carriers. *Biomaterials, Artificial Cells and Immobilization Biotechnology* 20:246- 255, 1992. ([10.3109/10731199209119642](https://doi.org/10.3109/10731199209119642))
- 351 MOBED M, T. NISHIYA, CHANG TMS (1992) Preparation of carboxymethylchitin incorporated submicron bilayer-lipid membrane artificial cells (liposomes) encapsulating hemoglobin. *Biomaterials, Artificial Cells and Immobilization Biotechnology* 20:325-328, 1992. ([10.3109/10731199109117851](https://doi.org/10.3109/10731199109117851))
- 352 CHANG TMS, R. VARMA (1992) Effect of a single replacement of Ringer lactate, hypertonic saline/dextran, 7g% albumin, stroma-free hemoglobin, o-Raffinose polyhemoglobin, or whole blood, on the long-term survival of unanesthetized rats with lethal hemorrhagic shock after 67% acute blood loss. *Biomaterials, Artificial Cells and Immobilization Biotechnology* 20:433- 440, 1992. ([10.3109/10731199209119676](https://doi.org/10.3109/10731199209119676))
- 353 ITO Y, CHANG TMS (1992) In-vitro study of multicellular hepatocytes spheroid formed in microcapsules. *J. Artificial Organs* 16:422-426. ([10.1111/j.1525-1594.1992.tb00544.x](https://doi.org/10.1111/j.1525-1594.1992.tb00544.x))
- 354 CHANG TMS (1992) Artificial cells in immobilization biotechnology. *Biomaterials, Artificial Cells and Immobilization Biotechnology* 20:1121-1143. ([10.3109/10731199209117340](https://doi.org/10.3109/10731199209117340))
- 355 CHANG TMS (1992) Living cells and microorganisms immobilized by microencapsulation inside artificial cells "Fundamentals of animal cell encapsulation and immobilization" (editor: M. Goosen), CRC Press, pp. 183-196. (<https://books.google.com/ag/books?id=DTZcGdv5n0oC&printsec=frontcover#v=onepage&q&f=false>)
- 356 CHANG TMS (1992) Artificial cells for artificial liver support "Artificial Liver Support" (editor: G.Brunner), Springer-Verlag Berlin, pp. 261-270. (https://link.springer.com/chapter/10.1007/978-3-642-77359-4_21)
- 357 CHANG TMS (1992) Hybrid artificial cells microencapsulation of living cells. *Official Journal of the American Society for Artificial Internal Organs* 38:128-130. (<https://pubmed.ncbi.nlm.nih.gov/1421607/>)
- 358 CHANG TMS (1993) Safety studies of modified hemoglobin as oxygen carrying blood substitute. *J. Hematologic Pathology*, 7:47-52. (<https://pubmed.ncbi.nlm.nih.gov/8468266/>)
- 359 CHANG TMS (1993) Adequacy of hemoperfusion in uremia "Adequacy of Dialysis", edited by V. BONOMINI and S. STEFONI. (<https://karger.com/books/book/3488/chapter-abstract/11756711/Adequacy-of-Hemoperfusion-for-Blood-Purification?redirectedFrom=fulltext>)
- 360 ILAN E, P. MORTON, CHANG TMS (1993) The anaerobic reaction of bovine hemoglobin with divinyl sulfone: Structural changes and functional consequences. *Biochimica and Biophysica Acta* 1163:257-265. ([10.1016/0167-4838\(93\)90160-s](https://doi.org/10.1016/0167-4838(93)90160-s))
- 361 GROWE GH, CHANG TMS, S.J. SLICHTER, P. TARTLER, M.C. POON (1993) New concepts in blood product usage. *Annals, Royal College of Physicians and Surgeons of Canada* 26:106-108.
- 362 CHANG TMS (1993) Bioencapsulation in biotechnology. *Biomaterials, Artificial Cells and Immobilization Biotechnology* (Guest Editors D. Oncelet & M.Lievremont) 21:291-298,1993 (<https://doi.org/10.3109/10731199309117366>)

- 363 COROMILI V, CHANG TMS (1993) Polydisperse dextran as a diffusing test solute to study the membrane permeability of alginate polylysine microcapsules. *Biomaterials, Artificial Cells and Immobilization Biotechnology* (Guest Editors D. Oncelet & M. Lievremont) 21: 427-444, 1993. ([10.3109/10731199309117382](https://pubmed.ncbi.nlm.nih.gov/10.3109/10731199309117382/))
- 364 KOO J, CHANG TMS (1993) Secretion of erythropoietin from microencapsulated rat kidney cells: Preliminary results. *International Journal of Artificial Organs* 16:557-560,1993. (<https://pubmed.ncbi.nlm.nih.gov/8370612/>)
- 365 LLOYD-GEORGE I, CHANG TMS (1993) Free and microencapsulated *Erwinia Herbicola* for the production of tyrosine. *Biomaterials, Artificial Cells and Immobilization Biotechnology* (Guest Editors D. Oncelet & M.Lievremont) 21: 323-334, 1993. ([10.3109/10731199309117370](https://pubmed.ncbi.nlm.nih.gov/10.3109/10731199309117370/))
- 366 D'Agnillo F & CHANG TMS (1993) Cross-linked hemoglobin-superoxide dismutase-catalase scavenges oxygen-derived free radicals and prevents methemoglobin Formation and iron release. *Biomaterials, Artificial Cells and Immobilization Biotechnology* 21:609-622, 1993 ([10.3109/10731199309117385](https://pubmed.ncbi.nlm.nih.gov/10.3109/10731199309117385/))
- 367 CHANG, TMS & CW LISTER (1993) Use of finger-prick human blood samples as a more convenient way for in vitro screening of modified hemoglobin blood substitutes for complement activation: a preliminary report. *Biomaterials, Artificial Cells and Immobilization Biotechnology* 21:685-690,1993. ([10.3109/10731199309117393](https://pubmed.ncbi.nlm.nih.gov/10.3109/10731199309117393/))
- 368 PRAKASH S and CHANG TMS (1993) Genetically engineered *E. coli* cells containing *K. aerogenes* gene, microencapsulated in artificial cells for urea and ammonia removal. *Biomaterials, Artificial Cells and Immobilization Biotechnology* 21:629-636,1993 ([10.3109/10731199309117387](https://pubmed.ncbi.nlm.nih.gov/10.3109/10731199309117387/))
- 369 CHANG TMS, C. LISTER (1994) Assessment of blood substitutes: II. In-vitro complement activation of human plasma and blood for safety studies in research, development, industrial production and preclinical analysis. *J. Artificial Cells, Blood Substitutes and Immobilization Biotechnology* (Guest editors: CHANG TMS, R.Winslow and J.Reiss) 22:171-180, 1994 ([10.3109/10731199409117412](https://pubmed.ncbi.nlm.nih.gov/10.3109/10731199409117412/))
- 370 CHANG TMS, R. VARMA (1994) Assessment of blood substitute: 1. Efficacy studies in anesthetized and conscious rats with loss of 1/3, 1/2 and 2/3 total blood volume *J. of Artificial Cells, Blood Substitutes and Immobilization Biotechnology* (Guesteditors: CHANG TMS, R.Winslow and J.Reiss) 22:159-169, 1994. (<https://apps.dtic.mil/sti/pdfs/ADA296655.pdf>)
- 371 YU WP, CHANG TMS (1994) Submicron biodegradable polymer membrane hemoglobin nanocapsules as potential blood substitutes: A preliminary report. *J. of Artificial Cells, Blood Substitutes and Immobilization Biotechnology* (Guest editor: R.Winslow) 22: 889-894,1994. ([10.3109/10731199409117926](https://pubmed.ncbi.nlm.nih.gov/10.3109/10731199409117926/))
- 372 ILAN E, CHANG TMS (1994) Human hemoglobin anaerobically reacted with divinyl sulfone: A source for oxygen carriers. *J. of Artificial Cells, Blood Substitutes and Immobilization Biotechnology* (Guest editor: R.Winslow) 22: 687-694, 1994. (<https://doi.org/10.3109/10731199409117899>)
- 373 NISHIYA T, CHANG TMS (1994) Toxicity of liposomes containing low mol% of dienoyl phosphocholine to blood: Use of carboxymethyl chitin to reduce toxicity. *J. of Artificial Cells, Blood Substitutes and Immobilization Biotechnology* (Guest editor: R.Winslow) 22: 883-888, 1994. ([10.3109/10731199409117925](https://pubmed.ncbi.nlm.nih.gov/10.3109/10731199409117925/))
- 374 CHANG TMS (1994) Efficacy of rbc substitutes *J. of Artificial Cells, Blood Substitutes and Immobilization Biotechnology* 22: ii-iii,1994
- 375 CHANG TMS (1994) Artificial Cell including blood substitutes and biomicroencapsulation: from ideas to applications. *J. Artificial Cells, Blood Substitutes and Immobilization Biotechnology*, 22: vii-xiv,1994 (<https://doi.org/10.3109/10731199409117661>)
- 376 PRAKASH, S, CHANG. TMS (1995) Kinetic studies of microencapsulated genetically engineered *E. coli* cells containing *K. aerogenes* gene for urea and ammonia removal. ***Biotechnology & Bioengineering*** 46: 621-626, 1995.

(https://books.google.ca/books/about/Biotechnology_and_Bioengineering.html?id=ugOaAAAAIAAJ&redir_esc=y)

377 CHANG TMS (1995) Artificial cells with emphasis on bioencapsulation in biotechnology **Biotechnology Annual Review** - 1: 267-296,1995 ([10.1016/s1387-2656\(08\)70054-1](https://doi.org/10.1016/s1387-2656(08)70054-1))

378 CHANG TMS, BOURGET L & Lister C (1995) A new theory of enterohepatic recirculation of amino acids and its use for depleting unwanted amino acids using oral enzyme-artificial cells, as in removing phenylalanine in phenylketonuria. **Artificial Cells, Blood Substitutes & Immobilization Biotechnology**,25: 1-23. ([10.3109/10731199509117665](https://doi.org/10.3109/10731199509117665))

379 BRUNI S and CHANG TMS (1995) Effects of donor strains and age of the recipient in the use of microencapsulated hepatocytes to control hyperbilirubinemia in the Gunn rat. **International Journal of Artificial Organs** 18: 332-339, 1995. (<https://pubmed.ncbi.nlm.nih.gov/8593969/>)

380 BRUNI, S & CHANG TMS (1995) Kinetics of UDP-glucuronosyltransferase in bilirubin conjugation by encapsulated hepatocytes for transplantation into Gunn rat **J. Artificial Organs** 19:449-457, 1995. ([10.1111/j.1525-1594.1995.tb02358.x](https://doi.org/10.1111/j.1525-1594.1995.tb02358.x))

381 CHANG TMS (1995) Present Status and future perspectives of modified hemoglobin as red blood cell substitutes pp 21-34 in **book on "Red Blood Cells Substitutes"** edited by E.Tsuchida. John Wiley & Sons, New York

382 CHANG TMS (1995) "Modified hemoglobin as red blood cell substitutes" Chapter 11 in **"Liposome in Biomedical Application"** ed P.N.Shek, Harwood Academic Publisher GmbH USA. pp 209-216.

(https://books.google.ca/books/about/Liposomes_in_Biomedical_Applications.html?id=swiJog5hoVgC&redir_esc=y)

383 SAFOS S & CHANG TMS (1995) Enzyme replacement therapy in ENU2 phenylketonuric mice using oral microencapsulated phenylalanine ammonia-lyase: a preliminary report. **Artificial Cells, Blood Substitutes & Immobilization Biotechnology**,23: 681-692. ([10.3109/10731199509117980](https://doi.org/10.3109/10731199509117980))

384 QUEBEC EA & CHANG TMS (1995) Superoxide dismutase and catalase crosslinked to polyhemoglobin reduces methemoglobin formation in-vitro. **Artificial Cells, Blood Substitutes & Immobilization Biotechnology**,23: 693-706, 1995. ([10.3109/10731199509117981](https://doi.org/10.3109/10731199509117981))

385 LYOLD-GEORGE, I and CHANG TMS (1995) Characterization of free and alginate polylysine-alginate microencapsulated *Erwinia herbicola* for the conversion of ammonia, pyruvate and phenol into L-tyrosine and L-DOPA **J. Bioengineering and Biotechnology** 48:706-714,1995. (<https://doi.org/10.1002/bit.260480619>)

386 CHANG TMS (1995) Crosslinked hemoglobin being well into clinical trials, increasing research efforts are now on a second-generation red blood cell substitute based on encapsulated hemoglobin. **Artificial Cells, Blood Substitutes & Immobilization Biotechnology**,23:257-263. (<https://doi.org/10.3109/10731199509117941>)

387 CHANG TMS (1995) Kunstliche Zellen und kunstlicher Blutersatz (Artificial Cells & Blood Substitutes) invited chapter in **"Kunstliche Organe"** (Artificial Organs) pp32- 40 (ed E.S.Bucherl) Wissenschaftliche Buchgesellschaft, Darmstadt. Germany.

388 MOBED, M and CHANG, TMS (1996) The importance of standardization of carboxymethylchitin concentration by the dye-binding capacity of alcian blue before adsorption on liposomes **Artificial Cells, Blood Substitutes & Immobilization Biotechnology**,24:107-120 (<https://doi.org/10.3109/10731199609118878>)

389 CHANG TMS and PRAKASH, S (1996) Artificial cells for bioencapsulation of cells and genetically engineered e. Coli: for cell therapy, gene therapy and removal of urea and ammonia. Chapter 75 in book on "Expression and Detection of Recombinant Genes" in **Methods in Molecular Biology**

390 MOBED, M and CHANG, TMS (1996) Use of Chitinase for surface characterization of carboxymethyl and carboxymethyl/chitosan coated liposomes for potential medical applications. **Chitin Enzymology** 2:313-315.

391 PRAKASH, S and CHANG TMS (1996) Microencapsulated genetically engineered E. coli DH5 cells for plasma urea and ammonia

- removal based on: 1. column bioreactor
and 2. oral administration in uremic rats. *Artificial Cells, Blood Substitutes & Immobilization Biotechnology*, an international journal. 24:201-218. ([10.3109/10731199609117436](https://doi.org/10.3109/10731199609117436))
393. Yu WP & TMS CHANG (1996) Submicron polymer membrane hemoglobin nanocapsules as potential blood substitutes: preparation and characterization. *Artificial Cells, Blood Substitutes & Immobilization Biotechnology*, an international journal 24:169-184. (<https://doi.org/10.3109/10731199609117433>)
394. PRAKASH, S. and CHANG, T.M.S (1996) Microencapsulated genetically engineered live E coli DH5 cells administered orally to maintain normal plasma urea level in uremic rats" *Nature Medicine*. 2: 883-887, August 1996. ([10.1038/nm0896-883](https://doi.org/10.1038/nm0896-883))
395. TMS CHANG (1996) Editorial: Past, Present and Future Perspectives on the 40th Anniversary of Hemoglobin Based Red Blood Cell Substitutes. *Artificial Cells, Blood Substitutes & Immobilization Biotechnology*, an international journal 24: ix-xxvi. (<https://www.tandfonline.com/toc/ianb19/24/3>)
396. F. D'AGNILLO & TMS CHANG (1997) Production of hydroxyl radical generation in a rat hindlimb model of ischemia-reperfusion injury using crosslinked hemoglobin-superoxide dismutase-catalase. *Artificial Cells, Blood Substitutes & Immobilization Biotechnology*, an international journal 25:163-180. ([10.3109/10731199709118908](https://doi.org/10.3109/10731199709118908))
397. S. RAZACK, F. D'AGNILLO & TMS CHANG (1997) Crosslinked hemoglobin-superoxide dismutase-catalase scavenges free radicals in a rat model of intestinal ischemia-reperfusion injury. *Artificial Cells, Blood Substitutes & Immobilization Biotechnology*, an international journal 25: 181-192. ([10.3109/10731199709118909](https://doi.org/10.3109/10731199709118909))
398. TMS CHANG (1997) Recent and Future Developments in Modified Hemoglobin and Microencapsulated Hemoglobin as Red Blood Cell Substitutes. *Artificial Cells, Blood Substitutes & Immobilization Biotechnology*, an international journal 25:1-24 ([10.3109/10731199709118893](https://doi.org/10.3109/10731199709118893))
399. CHANG TMS (1997) Live E. coli cells to treatment uremia: replies to letters to the editor, *Nature Medicine*. 3:2-3, 1997. (<https://www.nature.com/articles/nm0197-3b>)
400. CHANG TMS (1997) Red Blood Cell Substitutes based on Modified Hemoglobin **Chapter in "Principles of Tissue Engineering"** eds. RP Lanza, R Langer & WLChick Academic Press/Landes Co. Austin, pp517-526 399. (<https://robertlanza.com/principles-of-tissue-engineering/>)
401. CHANG TMS (1997). An urgent need to include blood substitute as a priority area in any national policies on blood supply. *Artificial Cells, Blood Substitutes & Immobilization Biotechnology*, an international journal 25: 4th issue,i-ii, 1997. ([10.3109/10731199709118923](https://doi.org/10.3109/10731199709118923))
402. CHANG TMS (1997) "Artificial Cells" in "**Encyclopedia of Human Biology**" 2nd Edition (Editor in chief: Renalo Dulbecco). Academic Press, Inc., San Diego, CA. 457-463 (<https://shop.elsevier.com/books/encyclopedia-of-human-biology/dulbecco/978-0-08-091787-0>)
403. CHANG TMS (1997) Artificial Cells & Bioencapsulation in Bioartificial Organs. *New York Academy of Science*. 831:249-259. ([10.1111/j.1749-6632.1997.tb52200.x](https://doi.org/10.1111/j.1749-6632.1997.tb52200.x))
404. CHANG TMS (1997) "Introduction" Chapter I in Book on "Blood substitutes:principles, methods, products & clinical trials", Karger, Basel, Switzerland pp1-2. **OPEN ACCESS AT** <https://www.mcgill.ca/artcell/sites/artcell/files/blbsubvol1.pdf>
405. CHANG TMS (1997) "Why do we need blood substitutes?" Chapter II in Book on "Blood substitutes: principles, methods, products & clinical trials", Karger, Basel, Switzerland pp 3-8. **OPEN ACCESS AT** <https://www.mcgill.ca/artcell/sites/artcell/files/blbsubvol1.pdf>
406. CHANG TMS (1997) "What are modified hemoglobin blood substitutes?" Chapter III in Book on "Blood substitutes: principles, methods, products & clinical trials"Karger, Basel, Switzerland pp 9-31. **OPEN ACCESS AT** <https://www.mcgill.ca/artcell/sites/artcell/files/blbsubvol1.pdf>

407. CHANG TMS (1997) "What are the functional and efficacy properties of modified hemoglobin?" Chapter VI in Book on "Blood substitutes: principles, methods, products & clinical trials", Karger, Basel, Switzerland pp 32-47. **OPEN ACCESS AT** <https://www.mcgill.ca/artcell/sites/artcell/files/bldsubvol1.pdf>
408. CHANG TMS (1997) "How safe are modified hemoglobin blood substitutes?" Chapter V in Book on "Blood substitutes: principles, methods, products & clinical trials" Karger, Basel, Switzerland pp 49-68. **OPEN ACCESS AT** <https://www.mcgill.ca/artcell/sites/artcell/files/bldsubvol1.pdf>
409. CHANG TMS (1997) "What are the present modified hemoglobin blood substitutes being tested in a clinical trial?" Chapter VI in Book on "Blood substitutes: principles, methods, products & clinical trials" Karger, Basel, pp 73-81. **OPEN ACCESS AT** <https://www.mcgill.ca/artcell/sites/artcell/files/bldsubvol1.pdf>
410. CHANG TMS (1997) "Blood substitutes based on perfluroco chemicals" Chapter VII in Book on "Blood substitutes: principles, methods, products & clinical trials" Karger, Basel, Switzerland pp 82-86. **OPEN ACCESS AT** <https://www.mcgill.ca/artcell/sites/artcell/files/bldsubvol1.pdf>
411. CHANG TMS (1997) "Future perspectives of blood substitutes" Chapter VIII in Book on "Blood substitutes: principles, methods, products & clinical trials" Karger, Basel, Switzerland pp 88-105. **OPEN ACCESS AT** <https://www.mcgill.ca/artcell/sites/artcell/files/bldsubvol1.pdf>
412. CHANG TMS (1997) "Should there be a priority on blood substitutes for national blood supply policy?" Chapter IX in Book on "Blood substitutes: principles, methods, products & clinical trials" Karger, Basel, pp 111-114. **OPEN ACCESS AT** <https://www.mcgill.ca/artcell/sites/artcell/files/bldsubvol1.pdf>
413. CHANG TMS (1997) Future Perspectives of Red Blood Cell Substitutes in "Fundamental Principles and Clinical Application of Red Blood Cell Substitutes" (ed Rudolph, A, Feuerstein G & Rabinovici R) Marcel Dekker Publisher, N.Y. pp 465-474. (<https://www.taylorfrancis.com/books/edit/10.1201/9781482269796/red-blood-cell-substitutes-alan-rudolph>)
414. CHANG TMS (1998) Pharmaceutical and Therapeutic Applications of Artificial Cells including microencapsulation. Opening article, theme edition on "microspheres & microcapsules" **European Journal of Pharmaceutics and Biopharmaceutics** 45:3-8. ([10.1016/S0939-6411\(97\)00117-3](https://doi.org/10.1016/S0939-6411(97)00117-3))
414. CHANG TMS (1998) "Introduction" in Volume II, Book on "Blood substitutes: principles, methods, products & clinical trials" Karger, Basel, Switzerland xv-vvii. (<https://karger.com/books/book/5181/Blood-Substitutes-Principles-Methods-Products-and>)
415. CHANG TMS, F D'AGNILLO & S. RAZACK (1998) "Crosslinked hemoglobin-superoxide dismutase-catalase: a second-generation hemoglobin-based blood substitute with antioxidant activities. in Volume II, Book on "Blood substitutes: principles, methods, products & clinical trials" Karger, Basel, Switzerland pp 178-196 (<https://www.nature.com/articles/nbt0798-667>)
416. CHANG TMS & WP YU (1998) Nanoencapsulation of hemoglobin and red blood cell enzymes based on nanotechnology and biodegradable polymer. in Volume II, Book on "Blood substitutes: principles, methods, products & clinical trials" Karger, Basel, Switzerland. pp 216-231 (<https://karger.com/books/book/5181/Blood-Substitutes-Principles-Methods-Products-and>)
417. PRAKASH S & TMS CHANG (1998) Growth and survival of renal failure rats that received oral microencapsulated genetically engineered E. coli DH5 cells for urea removal. *Artificial Cells, Blood Substitutes & Immobilization Biotechnology*. 26: 35-51 ([10.3109/10731199809118945](https://doi.org/10.3109/10731199809118945))
418. CHANG TMS & PRAHASH, S. (1998) Microencapsulated genetically engineered cells: comparison with other strategies and recent progress. **Molecular Medicine Today**. 4:221-227
419. D'AGNILLO, F & TMS CHANG (1998) Absence of hemoprotein-associated free radical events following oxidant challenge of crosslinked hemoglobin-superoxide dismutase-catalase **Free Radical Biology & Medicine** 24(6):906-912 ([10.1016/s0891-5849\(97\)00374-2](https://doi.org/10.1016/s0891-5849(97)00374-2))

420. D'AGNILLO, F & TMS CHANG (1998) Polyhemoglobin-superoxide dismutase-catalase as a blood substitute with antioxidant properties. **Nature Biotechnology** 16 (7): 667-671 ([10.1038/nbt0798-667](https://doi.org/10.1038/nbt0798-667))
421. YU WP, J. WONG & TMS CHANG (1998) Preparation and characterization of polylactic acid microcapsules containing ciprofloxacin for controlled release **J. Microencapsulation**. 15:515-523 ([10.3109/02652049809006877](https://doi.org/10.3109/02652049809006877))
422. CHANG, TMS (1998) Modified hemoglobin-based blood substitutes:crosslinked, recombinant and encapsulated hemoglobin. **Vox Sanguinis** 74(suppl. 2):233-241 ([10.1111/j.1423-0410.1998.tb05425.x](https://doi.org/10.1111/j.1423-0410.1998.tb05425.x))
423. CHANG, TMS (1998) Editorial: New Concepts and Theories. *Artif. Cells Blood Subst. Immobil. Biotech.* 26: vii-viii. ([10.3109/10731199809117674](https://doi.org/10.3109/10731199809117674))
424. CHANG, TMS (1998) Modified hemoglobin blood substitutes: present status and future perspectives. **Biotechnology Annual Review** 4:75-112 ([10.1016/s1387-2656\(08\)70068-1](https://doi.org/10.1016/s1387-2656(08)70068-1))
425. MOBED, M & TMS CHANG (1998) Adsorption of chitin derivatives onto liposomes:optimization of adsorption conditions. **J. Microencapsulation**. 15: 595-607 (<https://doi.org/10.3109/02652049809008243>)
426. MOBED, M, CHANG, TMS (1998) Comparison of polymerically stabilized PEEG grafted liposomes and physically adsorbed carboxymethylchitin and carboxymethyl/clygochitin liposomes for biological applications. **Biomaterials** 19: 1167-1177 ([10.1016/s0142-9612\(98\)00004-0](https://doi.org/10.1016/s0142-9612(98)00004-0))
427. CHANG, TMS (1998). Editorial: Is there a role for first generation blood substitutes in the resuscitation of hemorrhagic shock? *Artif Cells, Blood Substitutes & Immob. Biotechnology, an international journal.* 26(5-6); i-iii,1998 (<https://doi.org/10.3109/10731199809117463>)
428. MOBED, M, CHANG, TMS (1998) Colloidal stability of sterically stabilized grafted stealth liposomes and physically adsorbed carboxymethylchitin/ carboxymethylglycolchitin liposomes for biological applications. **J.Microencapsulation**
429. CHANG, TMS (1998) Artificial Cells with emphasis on cell encapsulation of genetically engineered cells. *Artificial Organs.* 22:958-965 ([10.1046/j.1525-1594.1998.06243.x](https://doi.org/10.1046/j.1525-1594.1998.06243.x))
430. CHANG, TMS (1998) Red blood cell substitutes in "Blood Preservation,Artificial Blood & Perioperative Fluid Management" **Seminars in Anesthesia, Perioperative Medicine and Pain**. Issue 67, vol 17, No 3, 208-215
431. CHANG. TMS (1998) Method for Microencapsulation of Enzymes, Cells and Genetically Engineered Microorganisms in "Tissue Engineering Methods and Protocols" (ed. JR Morgan and ML. Yarmush) in **Methods in Molecular Medicine** 18:315-330 (<https://link.springer.com/book/10.1385/0896035166>)
432. CHANG, TMS (1999) Artificial Blood: a prospective. **Trends in Biotechnology**. 17: 61-67. ([10.1016/s0167-7799\(98\)01242-6](https://doi.org/10.1016/s0167-7799(98)01242-6))
433. SARKISSIAN, CN, SHAO, Z, Blain,F, PEEVERS, R, SU, H, HEFT, R, CHANG, TMS, SCRIVER, CR. (1999) A different approach to treatment of phenylketonuria: phenylalanine degradation with recombinant phenylalanine ammonia lyase. **Proceedings National Academy of Sciences**. 96: 2339-2344 ([10.1073/pnas.96.5.2339](https://doi.org/10.1073/pnas.96.5.2339))
434. WP YU, JP WONG AND TMS CHANG (1999) Biodegradable polylactic acid nanocapsules containing ciprofloxacin: preparation and characterization. *Artif Cells, Blood Substitutes & Immob. Biotechnology, an international journal,* 27 (3)263-278 (<https://doi.org/10.3109/10731199909117699>)
435. S. PRAKASH, AND T.M.S. CHANG (1999) Growth kinetics of genetically engineered *E. coli dh 5* cells in artificial cell apa membrane microcapsules: preliminary report *Artif Cells, Blood Substitutes & Immob. Biotechnology, an international journal,* 27 (3) 291-301 ([10.3109/10731199909117701](https://doi.org/10.3109/10731199909117701))
436. CHANG TMS & WP Yu (1999) Polymeric biodegradable hemoglobin nanocapsule as a new red blood cell substitute. Chapter 13 In

"Present and future perspectives of blood substitutes" ed. E. Tsuchida pp 161-169 (<https://shop.elsevier.com/books/blood-substitutes-present-and-future-perspectives/tsuchida/978-0-444-20524-7#full-description>)

437. CHANG, TMS (1999) Artificial Cells, Encapsulation and Immobilization. **Annual,N.Y. Acad. Sci.** 875:71-84 ([10.1111/j.1749-6632.1999.tb08495.x](https://doi.org/10.1111/j.1749-6632.1999.tb08495.x))

438. SILVIA BRUNI. & T.M.S. CHANG (1999) Comparison of bilirubin conjugation in encapsulated hepatocytes, hepatocyte homogenate and intact hepatocytes *Artif Cells, Blood Substitutes & Immob. Biotechnology*, an international journal, 27(4) 343-356 ([10.3109/10731199909117705](https://doi.org/10.3109/10731199909117705))

439. SILVIA BRUNI. & T.M.S. CHANG (1999) Kinetic studies of hepatocyte udpglucuronosyltransferase:evidence of an allosteric enzyme *Artif Cells, Blood Substitutes & Immob. Biotechnology*, an international journal, 27 (4)357-366 ([10.3109/10731199909117704](https://doi.org/10.3109/10731199909117704))

440. CHANG TMS (1999) "Foreword" for book on "**Handbook of Cell Encapsulation**" (eds WM Kuhlreier RP Lanza & WL Chick), Birkhauser & Springer-Verlag. Xi-xiii

441. CHANG TMS & S PRAKASH (1999) Chapter on "Removal of urea in uremia and ammonia in liver failure with emphasis on the use of artificial cells containing genetically engineered cells" for book on "**Handbook of Cell Encapsulation**" (eds WM Kuhlreier,RP Lanza & WL Chick), Birkhauser & Springer-Verlag. 379-416 (https://link.springer.com/chapter/10.1007/978-1-4612-1586-8_29)

442. PRAKASH, S. and T.M.S. CHANG (1999) Artificial cell microcapsules containing genetically engineered *e.coli dh5* cells for in-vitro lowering of plasma potassium, phosphate, magnesium, sodium, chloride, uric acid, cholesterol, and creatinine: a preliminary report *Artif Cells, Blood Substitutes & Immob. Biotechnology*, an international journal, 28 (5-6) 475-482 ([10.3109/10731199909117722](https://doi.org/10.3109/10731199909117722))

443. CHANG TMS (2000) Editorial: Is there a need for blood substitutes in the new millennium and what can we expect in the way of safety and efficacy? *Artif Cells, Blood Substitutes & Immob. Biotechnology*, an international journal, 28 (1)j-vii (<https://doi.org/10.1081/BIO-100103041>)

444. Chang,TMS, F.D'Agnillo, W.P. Yu and S Razack (2000). New generations of blood substitutes based on polyhemoglobin-SOD-CAT and nanoencapsulation. **Advanced Drug Delivery Review**.40:213-218 ([10.1016/s0169-409x\(99\)00051-4](https://doi.org/10.1016/s0169-409x(99)00051-4))

445. CHANG TMS, N MALAVE (2000) The development and first clinical use of semipermeable microcapsules (artificial cells) as a compact artificial kidney (special milliniium republication of previous key papers). **Therapeutic Apheresis** 4:108-116 (<https://doi.org/10.1046/j.1526-0968.2000.004002108.x>)

446. YU, WP, J.P. WONG and T.M.S. CHANG (2000) Sustained drug release characteristics of biodegradable composite poly(d,l)lactic acid poly(l)lactic acid microcapsules containing ciprofloxacin *Artif Cells, Blood Substitutes & Immob. Biotechnology*, an international journal, 28 (1) 39-56 ([10.3109/10731190009119784](https://doi.org/10.3109/10731190009119784))

447. CHANG TMS (2000) Artificially boosting the blood supply. **Chemistry & Industry** 17 April, 281-284 (https://www.researchgate.net/publication/288808728_Artificially_boosting_the_blood_supply)

448. CHANG TMS (2000) Artificial Cell Biotechnology in Medical Applications. **Journal of Blood Purification**. 18:91-96 ([10.1159/000014430](https://doi.org/10.1159/000014430))

449. Z LIU & TMS CHANG (2000) Effects of bone marrow cells on hepatocytes:when cocultured or co-encapsulated together *Artif Cells, Blood Substitutes & Immob. Biotechnology*, an international journal, 28 (4) (365-374). ([10.3109/10731190009119365](https://doi.org/10.3109/10731190009119365))

450. S. PRAKASH, T.M.S. CHANG (2000) Lowering of uric acid in-vitro and in-vivo by artificial cell microcapsulated genetically engineered *E. coli DH 5* cells. **Int J Artificial Organs** 23:429-435 (<https://pubmed.ncbi.nlm.nih.gov/10941635/>)
451. Prakash, S and Chang TMS (2000) Artificial Cells microencapsulated genetically engineered *E. coli DH5* cells for the lowering of plasma creatinine in-vitro and in-vivo. *Artificial Cells, Blood Substitutes & Immob. Biotechnology*, an international journal, 28 (5) 397-408 ([10.3109/10731190009118584](https://doi.org/10.3109/10731190009118584))
452. CHANG TMS (2000) "Red Blood Cell Substitutes" **Best Practice & Research: Clinical Haematology** 13 (4) 651-668 ([10.1053/beha.2000.0105](https://doi.org/10.1053/beha.2000.0105))
453. CHANG, TMS (2001) "Bioencapsulated hepatocytes for experimental liver support" **Journal of Hepatology** 34:148-149 ([10.1016/s0168-8278\(00\)00061-1](https://doi.org/10.1016/s0168-8278(00)00061-1))
454. CHANG TMS & PRAKASH, S (2001) Procedure for microencapsulation of enzymes, cells and genetically engineered microorganisms. **Molecular Biotechnology** 17:249-260 ([10.1385/MB:17:3:249](https://doi.org/10.1385/MB:17:3:249))
455. POWANDA D & CHANG TMS (2002) Cross-linked polyhemoglobin-superoxide dismutase-catalase supplies oxygen without causing brain barrier disruption or brain edema in a rat model of transient global brain ischemia-reperfusion. *Artificial Cells, Blood Substitutes & Immob. Biotechnology*, an international journal 30:25-42,2002 (<https://www.tandfonline.com/doi/full/10.1081/BIO-120002725>)
456. CHANG TMS (2002) "Red Blood Cell Substitutes" in A. Atala & R. Lanza(ed) "**Methods of Tissue Engineering**" Academic Press pp 965-975. (<https://www.tandfonline.com/doi/pdf/10.1081/BIO-120016525>)
457. CHANG TMS (2002) Present status of modified hemoglobin as blood substitutes & oral therapy for end stage renal failure using artificial cells containing genetically engineered cells. *Annals of the New York Academy of Sciences* 944: 362-372, 2002 ([10.1111/j.1749-6632.2001.tb03848.x](https://doi.org/10.1111/j.1749-6632.2001.tb03848.x))
458. LIU ZC & CHANG TMS (2002) Increased viability of transplantation Hepatocytes when coencapsulated with Bone Marrow Stem Cells using a novel method. *Artificial Cells, Blood Substitutes & Immobilization Biotechnology*, an international journal 30: 99-112,2002 ([10.1081/bio-120003191](https://doi.org/10.1081/bio-120003191))
459. CHANG TMS (2002) Red Blood Cell Substitutes based on Modified Hemoglobin Chapter in "**Principles of Tissue Engineering**" eds. RP Lanza, R Langer & WLChick Academic Press pp 601-610 (<https://scispace.com/papers/principles-of-tissue-engineering-54fega0nz0>)
460. CHANG TMS (2002) Oxygen Carriers. **Current Opinion in Investigational Drugs**, 3(8): 1187-1190 (<https://pubmed.ncbi.nlm.nih.gov/12211412/>)
461. YU BL, CHANG TMS (2002) In-vitro kinetics of encapsulated tyrosinase. *Artificial Cells, Blood Substitutes & Immob. Biotechnology*, an international journal 30:533-546 [10.1081/bio-120016354](https://doi.org/10.1081/bio-120016354))
462. ORIVE G, HERNANDEZ RM, GASCON AR, CALAFIORE R, CHANG TMS et al (2003) Cell encapsulation: promise and progress. **Nature Medicine** 9:104-107 (<https://www.nature.com/articles/nm0103-104>)
463. CHANG TMS (2003) New Generations of Red Blood Cell Substitutes.**Journal Internal Medicine** 253:527-535 ([10.1046/j.1365-2796.2003.01151.x](https://doi.org/10.1046/j.1365-2796.2003.01151.x))
464. CHOW KM, LIU ZC & CHANG TMS (2003) Animal Remnant Kidney Model of Chronic Renal Failure **HK J. Nephrology** 5: 57-64 ([https://doi.org/10.1016/S1561-5413\(09\)60109-5](https://doi.org/10.1016/S1561-5413(09)60109-5))
465. CHANG TMS (2003) Artificial cells for replacement of metabolic organ functions. *Artif Cells, Blood Substitutes & Biotechnology*, an international journal, 31(2):151-162. ([10.1081/bio-120020173](https://doi.org/10.1081/bio-120020173))
466. CHANG TMS, POWANDA D & YU, WP (2003) Analysis of polyethyleneglycol-poly lactide nano-dimension artificial red blood cells in maintaining systemic hemoglobin levels and prevention of methemoglobin formation. *Artif Cells, Blood Substitutes & Biotechnology*, an international journal, 31 (3) 231-

248 ([10.1081/bio-120023155](https://doi.org/10.1081/bio-120023155))

467. LUI ZC, CHANG TMS (2003) Coencapsulation of Stem Cells and Hepatocytes: In-Vitro Conversion of Ammonia and In-vivo Studies on the Lowering of Bilirubin in Gunn Rats after transplantation. **International Journal of Artificial Organs** 26 (6): 491-497, ([10.1177/039139880302600607](https://doi.org/10.1177/039139880302600607))

468. LIU ZC, CHOW, KM and CHANG TMS (2003) Evaluation of Two Protocols of Uremic Rat Model: Partial Nephrectomy and Infarction. **Renal Failure** 25(6); 935-943, 2003. ([10.1081/jdi-120026028](https://doi.org/10.1081/jdi-120026028))

469. CHOW, KM, LIU ZC, PRAKASH S and CHANG TMS (2003) Free and microencapsulated Lactobacillus and effects of metabolic induction on Urea Removal Artificial Cells, Blood Substitutes & Biotechnology. 4:425-434 ([10.1081/bio-120025412](https://doi.org/10.1081/bio-120025412))

470. ORIVE G, HERNÁNDEZ, R.M, GASCÓN, A. R, CALAFIORE, R., CHANG, T.M.S.et al (2004) History, challenge and perspectives of cell microencapsulation. **Trends in Biotechnology**: 22:87-92 ([10.1016/j.tibtech.2003.11.004](https://doi.org/10.1016/j.tibtech.2003.11.004))

471. CHANG TMS (2004) Artificial Cells bioencapsulation in macro, micro, nano and molecular dimensions. **Artificial Cells, Blood Substitutes & Biotechnology, international journal** 32:1- 23 ([10.1081/bio-120028665](https://doi.org/10.1081/bio-120028665))

472. YU BL, CHANG TMS (2004) Effects of Long-Term Oral Administration of Microencapsulated Tyrosinase on Maintaining Decreased Systemic Tyrosine Levels in Rats. **J. Pharmaceutical Sciences** 93:831-837 ([10.1002/jps.10593](https://doi.org/10.1002/jps.10593))

473. YU BL, CHANG TMS (2004) Effects of Combined Oral Administration and Intravenous Injection on Maintaining Decreased Systemic Tyrosine Levels in Rats. **Artificial Cells, Blood Substitutes & Biotechnology, international journal** 32: 129 – 148 ([10.1081/bio-120028673](https://doi.org/10.1081/bio-120028673))

474. CHANG TMS (2004) A New Red Blood Cell Substitute **Critical Care Medicine** 32:612-613 (https://journals.lww.com/ccmjournals/citation/2004/02000/a_new_red_blood_cell_substitute_.57.aspx)

475. YU BL, CHANG TMS (2004) Polyhemoglobin-tyrosinase, an oxygen carrier with Murine B16F10 Melanoma Suppression Properties: a preliminary report. **Artificial Cells, Blood Substitutes & Biotechnology, international journal** 32:293-302 ([10.1081/bio-120037834](https://doi.org/10.1081/bio-120037834))

477. YU BL, CHANG TMS (2004) In Vitro and In Vivo Enzyme Studies of Polyhemoglobin- tyrosinase. **J. Biotechnology & Bioengineering** 86:835-841 ([10.1002/bit.20084](https://doi.org/10.1002/bit.20084))

478 YU BL, CHANG TMS (2004) In Vitro and In Vivo Effects of Polyhemoglobin-tyrosinase on Murine B16F10 Melanoma. **Melanoma Research Journal** 14:197-202 ([10.1097/01.cmr.0000131013.71638.c0](https://doi.org/10.1097/01.cmr.0000131013.71638.c0))

479. CHANG TMS (2004) Artificial Cells for Cell and Organs Replacement. **Artificial Organs Journal**. 28: 265-270 ([10.1111/j.1525-1594.2004.47343.x](https://doi.org/10.1111/j.1525-1594.2004.47343.x))

480: CHANG TMS (2004) Hemoglobin based red blood cell substitutes. **Artificial Organs Journal**: 28:289-294 ([10.1111/j.1525-1594.2004.07394.x](https://doi.org/10.1111/j.1525-1594.2004.07394.x))

481. CHANG TMS & E TSUCHIDA (2004) guest editorial on Blood Substitutes: present and future. **Artificial Organs Journal**. 28:287-288.

482. CHANG TMS (2005) Red Blood Cell Substitutes: Past, Present and Future pp 22-33. In “**Artificial Oxygen Carriers**” ed. K.Kobayashi, E. Tsuchida, H. Horinouchi Springer-Verlag Publisher (https://link.springer.com/chapter/10.1007/4-431-26651-8_2)

483 CHANG TMS (2005) Methods for microencapsulation of enzymes and cells in **Methods in Biotechnology**: 17:289-306

484. CHANG TMS (2005). Therapeutic applications of polymeric artificial cells. **Nature Review: Drug Discovery** 4: 221-235 ([10.1038/nrd1659](https://doi.org/10.1038/nrd1659))

485. CHANG TMS (2005). The role of artificial cells in cell and organ transplantation in regenerative medicine **Panminerva Medica, journal on clinical and experimental medicine**
47: 1-9 (<https://pubmed.ncbi.nlm.nih.gov/15985972/>)
486. MAN-YAN WANG, YAO-TING YU, T.M.S. CHANG (2005) New method for preparing more stable microcapsules for the entrapment of genetically engineered cells. *Artificial Cells, Blood Substitutes & Biotechnology*, international journal 33: 257-269 ([10.1081/bio-200066606](https://doi.org/10.1081/bio-200066606))
487. LIU ZC & T.M.S. CHANG (2005) Transplantation of bioencapsulated bone marrow stem cells improve hepatic regeneration and survival of 90% hepatectomized rats: a preliminary report. *Artificial Cells, Blood Substitutes & Biotechnology*, international journal, 33: (4) 405-410 ([10.1080/10731190500289834](https://doi.org/10.1080/10731190500289834))
- 488 CHANG TMS. Hemoglobin-based red blood cell substitutes, Chapter 31 in “Scaffolding in Tissue Engineering” edited by PX Ma and J Elisseff, Taylor & Francis, New York pp 473-480 (<https://www.taylorfrancis.com/books/mono/10.1201/9781420027563/scaffolding-tissue-engineering-peter-ma-jennifer-elisseff>)
- 489 CHANG TMS (2005) “Artificial cells for blood substitutes, enzyme therapy, cell therapy and drug delivery” in “**Cell Immobilization Biotechnology**” eds V. Nedovic & R. Willaert. Springer, Netherland, pp 249-255 (https://link.springer.com/chapter/10.1007/1-4020-3363-X_14)
490. DAULL P, A BLOUIN, J CAYER, M BEAUDOIN, K BELLEVILLE, P SIROIS, F NANTEL, TMS CHANG & B BATTISTINI (2005) Profiling biochemical and hemodynamic markers using chronically instrumented, conscious and unrestrained rats undergoing severe, acute controlled hemorrhagic hypovolemic shock as an integrated in-vivo model system to assess new blood substitutes. **Vascular Pharmacology** 43: 289-301 ([10.1016/j.vph.2005.09.001](https://doi.org/10.1016/j.vph.2005.09.001))
491. CHANG TMS (2005) Artificial Red Blood Cell Substitutes” Chapter in Ratner, BD, Hoffman AS, Lemmons, JE and Schoen FI. “**Biomaterials Science: An Introduction to Materials in Medicine.**”, Academic Press, San Diego, CA (<https://biomateriali.wordpress.com/wp-content/uploads/2011/10/biopolimeri-dispense.pdf>)
492. LIU, ZC, TMS CHANG (2006) Transdifferentiation of bioencapsulated bone marrow cells into hepatocyte-like cells in the 90% hepatectomized rat model. **Journal of Liver Transplantation** 12: 566-572, 2006. ([10.1002/lt.20635](https://doi.org/10.1002/lt.20635))
493. CHANG TMS (2006) Polyhemoglobin-enzyme complexes. Chapter in **book on “Blood Substitutes”** editor: R. Winslow 451-459
- 494 CHANG TMS (2006) PEG-PLA biodegradable hemoglobin nanocapsules as rbc substitutes. Chapter in **book on “Blood Substitutes”** editor R. Winslow 523-531
- 495 YU BL, ZC LIU & TMS CHANG (2006). Polyhemoglobin with different percentage of tetrameric hemoglobin and effects on vasoactivity and electrocardiogram. *Artificial Cells, Blood Substitutes & Biotechnology*, international journal 34: 159-175 ([10.1080/10731190600580223](https://doi.org/10.1080/10731190600580223))
494. CHANG TMS (2006) Nanobiotechnology based Blood Substitutes **Trends in Biotechnology**. 24: 72-377 ([10.1016/j.tibtech.2006.06.005](https://doi.org/10.1016/j.tibtech.2006.06.005))
495. LIU ZC & TMS CHANG. (2006) Polymeric artificial cells for coencapsulation of hepatocytes and bone marrow stem cells: in vitro and vivo analysis. **Annual Review of Biotechnology** 12: 137-152, 2006 ([10.1016/S1387-2656\(06\)12005-0](https://doi.org/10.1016/S1387-2656(06)12005-0))
496. CHANG TMS (2006) Evolution of Artificial Cells Using Nanobiotechnology of Hemoglobin Based RBC Blood Substitute as an Example. *Artificial Cells, Blood Substitutes & Biotechnology* 34:551-566 ([10.1080/10731190600973808](https://doi.org/10.1080/10731190600973808))
497. WONG, N & TMS CHANG (2007) Polyhemoglobin-fibrinogen: a novel blood substitutes with platelet-like activity for extreme hemodilution. *Artificial Cells, Blood Substitutes and Biotechnology* 35:481-489 ([10.1080/10731190701586210](https://doi.org/10.1080/10731190701586210))
498. CHANG TMS (2007) “Red Blood Cell Substitutes based on Modified Hemoglobin” Chapter in 3rd edition "**Principles of Tissue Engineering**" eds. RP Lanza, R Langer & WL Chick (<https://www.sciencedirect.com/book/9780123706157/principles-of-tissue-engineering>)

499. CHANG TMS (2007) Artificial Cells in Medicine with emphasis on Blood Substitutes in **Book on Artificial Cells and Cell therapy** (ed.S.Prakash) 321-332 (<https://shop.elsevier.com/books/artificial-cells-cell-engineering-and-therapy/prakash/978-1-84569-036-6>)
500. YU BL and TMS CHANG (2007) Enzyme artificial cells: with emphasis on Polyhemoglobin-tyrosinase in **Book on Artificial Cells & Cell Therapy** (ed. S.Prakash) 424-432 (<https://shop.elsevier.com/books/artificial-cells-cell-engineering-and-therapy/prakash/978-1-84569-036-6>)
501. CHANG, TMS (2007) “50th Anniversary of Artificial Cells”. in “Artificial Cells” **Regenerative Medicine, Artificial Cells & Nanomedicine** 1:1-11 **OPEN ACCESS AT** https://www.mcgill.ca/artcell/sites/artcell/files/2007_ebook_artcell_web.pdf
502. CHANG, TMS (2007). “Basic Principles in “Artificial Cells” **Regenerative Medicine, Artificial Cells & Nanomedicine** 1:12-30 11 **OPEN ACCESS AT** https://www.mcgill.ca/artcell/sites/artcell/files/2007_ebook_artcell_web.pdf
503. CHANG, TMS (2007) “Oxygen Carriers based on Nanobiotechnology“in “Artificial Cells” **Regenerative Medicine, Artificial Cells & Nanomedicine** 1:31-61 **OPEN ACCESS AT** https://www.mcgill.ca/artcell/sites/artcell/files/2007_ebook_artcell_web.pdf
504. CHANG, TMS (2007). “A Nanobiotechnologic Therapeutic that Transport Oxygen and Remove Oxygen Radicals: For Stroke, Hemorrhagic Shock and Related Conditions.” in “Artificial Cells” **Regenerative Medicine, Artificial Cells & Nanomedicine** 1:62-92 **OPEN ACCESS AT** https://www.mcgill.ca/artcell/sites/artcell/files/2007_ebook_artcell_web.pdf
505. CHANG, TMS (2007). “Nanotechnology based Artificial Red Blood Cells “in “Artificial Cells” **Regenerative Medicine, Artificial Cells & Nanomedicine** 1:93-128 **OPEN ACCESS AT** https://www.mcgill.ca/artcell/sites/artcell/files/2007_ebook_artcell_web.pdf
506. CHANG, TMS (2007). “Use of enzyme artificial cells for genetic enzyme defects that increase systemic substrates to toxic levels” in “Artificial Cells” **Regenerative Medicine, Artificial Cells & Nanomedicine** 1:130-159 **OPEN ACCESS AT** https://www.mcgill.ca/artcell/sites/artcell/files/2007_ebook_artcell_web.pdf
507. CHANG, TMS (2007). “Enzyme artificial cells in substrate-dependent tumours and activation of prodrug” in. “Artificial Cells” **Regenerative Medicine, Artificial Cells & Nanomedicine** 1: 160- 194 **OPEN ACCESS AT** https://www.mcgill.ca/artcell/sites/artcell/files/2007_ebook_artcell_web.pdf
508. CHANG, TMS (2007). “Artificial cells for cell encapsulation”.in “**Artificial Cells” Regenerative Medicine, Artificial Cells & Nanomedicine** 1: 195-224 **OPEN ACCESS AT** https://www.mcgill.ca/artcell/sites/artcell/files/2007_ebook_artcell_web.pdf
509. CHANG, TMS (2007).” Artificial cells containing hepatocytes and/or stem cells in regenerative medicine” in “Artificial Cells” **Regenerative Medicine, Artificial Cells & Nanomedicine** 1:225-251 **OPEN ACCESS AT** https://www.mcgill.ca/artcell/sites/artcell/files/2007_ebook_artcell_web.pdf
510. CHANG, TMS (2007). “Hemoperfusion in poisoning, kidney failure, liver failure and immunology” in “Artificial Cells” **Regenerative Medicine, Artificial Cells & Nanomedicine** **OPEN ACCESS AT** https://www.mcgill.ca/artcell/sites/artcell/files/2007_ebook_artcell_web.pdf
511. CHANG, TMS (2007). “Perspectives on the future of artificial cells as suggested by past research” in “Artificial Cells” **Regenerative Medicine, Artificial Cells & Nanomedicine** 1:299-334 **OPEN ACCESS AT** https://www.mcgill.ca/artcell/sites/artcell/files/2007_ebook_artcell_web.pdf
512. CHANG, TMS (2007). “Appendix I: 1957 report on Methods for preparing artificial hemoglobin corpuscles. in “Artificial Cells” **Regenerative Medicine, Artificial Cells & Nanomedicine** 1:335-354 **OPEN ACCESS AT** https://www.mcgill.ca/artcell/sites/artcell/files/2007_ebook_artcell_web.pdf
513. CHANG, TMS (2007) “Appendix II: Methods not described in detail” in “Artificial Cells” **Regenerative Medicine, Artificial Cells & Nanomedicine** 1:355-376 **OPEN ACCESS AT** https://www.mcgill.ca/artcell/sites/artcell/files/2007_ebook_artcell_web.pdf
514. CHANG, TMS (2008) “50th Anniversary of Artificial Cells” **Artificial Cells, Blood Substitutes & Biotechnolog**: 35:545-554 (<https://pmc.ncbi.nlm.nih.gov/articles/PMC3518485/>)
515. LIU ZC & TMS CHANG (2008) Effects of PEG-PLA-nano artificial cells containing hemoglobin on kidney function and renal

- histology in rats *Artificial Cells, Blood Substitutes & Biotechnology* 36, 421-430 (<https://pmc.ncbi.nlm.nih.gov/articles/PMC3526658/>)
516. CHANG, TMS (2008) Safety of red blood cell substitutes compared to donorred blood cells. *Artificial Cells, Blood Substitutes & Biotechnology* 36:1-2 (<https://pmc.ncbi.nlm.nih.gov/articles/PMC3514551/>)
517. CHANG, TMS (2008) Nanobiotechnological modification of hemoglobin and enzymes from this laboratory. **Biochimica et Biophysica Acta: proteins & Proteomics** 1784:1435-144 ([10.1016/j.bbapap.2008.05.006](https://doi.org/10.1016/j.bbapap.2008.05.006))
518. LIU ZC & TMS CHANG (2008) Long term effects on the histology and function of livers and spleens in rats after 33% toploading of PEG-PLA-nano artificial red blood cells. *Artificial Cells, Blood Substitutes & Biotechnology* 36, 513-524 ([10.1080/10731190802554224](https://doi.org/10.1080/10731190802554224))
519. LIU ZC & TMS CHANG (2009) Preliminary study on Intrasplenic Implantation of Artificial Cell Bioencapsulated Stem Cells to Increase the Survival of 90% Hepatectomized Rats. *Artificial Cells, Blood Substitutes & Biotechnology* 37: 53-55 ([10.1080/10731190802663975](https://doi.org/10.1080/10731190802663975))
520. GU, G & TMS CHANG (2009) Extraction of erythrocyte enzymes for the preparation of Polyhemoglobin-catalase-superoxide dismutase *Artificial Cells, Blood Substitutes & Biotechnology* 37:69-77 (<https://pmc.ncbi.nlm.nih.gov/articles/PMC3518480/>)
521. CHANG TMS (2009) Nanobiotechnology for hemoglobin-based blood substitutes. **Critical Care Clinics** 25 :373–382 ([10.1016/j.ccc.2008.12.006](https://doi.org/10.1016/j.ccc.2008.12.006))
522. STEFANESCU, A & TMS CHANG (2009) Use of tangential flow ultrafiltration for the removal of tetrameric hemoglobin from polyhemoglobin, hemolysate purification and polyhemoglobin concentration *Artificial Cells, Blood Substitutes & Biotechnology* 37: 61-68 ([10.1080/10731190902742455](https://doi.org/10.1080/10731190902742455))
523. CHANG TMS (2009) Memorials for Editorial Board Members: Deakey, Kolff and Winslow. *Artificial Cells, Blood Substitutes & Biotechnology* 37: 105. (<https://www.scribd.com/document/228701836/39656753>)
524. LIU ZC & TMS CHANG (2010) Artificial Cell microencapsulated stem cells in regenerative medicine, tissue engineering and cell therapy *Advances in Experimental Medicine and Biology*. 670:68-79. ([10.1007/978-1-4419-5786-3_7](https://doi.org/10.1007/978-1-4419-5786-3_7))
525. Zhu, HG, Du QQ, Chen,C and TMS Chang (2010) The immunological properties of polyhemoglobin containing catalase and superoxide dismutase activities prepared by polymerized bovine stroma-free hemoglobin. *Artificial Cells, Blood Substitutes & Biotechnology* 38: 57-64 (<https://pmc.ncbi.nlm.nih.gov/articles/PMC3518482/>)
526. CHANG TMS (2010) Blood replacement with engineered hemoglobin and hemoglobin nanocapsules. *Wiley Interdisciplinary Reviews Nanomedicine and Nanobiotechnology* 2:418- 430 ([10.1002/wnan.95](https://doi.org/10.1002/wnan.95))
527. CHANG, TMS (2010). Artificial Cells containing Stem Cells for Liver Failure. Feature article in Special Issue on Stem Cells, *Asia Pacific Biotechnology (APBN)* 14: (3), 17-19. (<https://pubmed.ncbi.nlm.nih.gov/23569329/>)
528. CHANG, TMS (2011) Progress in the field of blood substitutes Chapter in *Cardiothoracic Surgery Review* pp1441-1443 (<https://www.wolterskluwer.com/en/solutions/ovid/cardiothoracic-surgery-review-9250>)
529. BIAN, Y, RONG, Z and CHANG TMS (2011) Polyhemoglobin-superoxide Dismutase- catalase-carbonic anhydrase: A Novel Biotechnology-based Blood Substitute that Transports Both Oxygen and Carbon Dioxide and Also Acts as an Antioxidant *Artificial Cells, Blood Substitutes & Biotechnology* 39: 127-136 ([10.3109/10731199.2011.581052](https://doi.org/10.3109/10731199.2011.581052))
530. CHANG TMS (2011) Editorial on “What is in a name?”. *Artificial Cells, Blood Substitutes & Biotechnology* 39: 118 (<https://doi.org/10.3109/10731199.2011.582253>)
531. Zhu,H, Yan,K, Dang,X, Huang,H, Chen,E, Chen,B,Luo Chao,Chang,TMS,Dai,P and Chen,Chao (2011) Immune Safety Evaluation of Polymerized Porcine Hemoglobin (pPolyHb) - a Potential Red Blood Cell Substitutes. *Artificial Cells, Blood Substitutes & Biotechnology, an international journal* 39: 398-405 ([10.3109/10731199.2011.631499](https://doi.org/10.3109/10731199.2011.631499))
532. CHANG, TMS (2011) Nanobiotechnology-based Blood Substitutes and the Cardiovascular Systems in Transfusion Medicine Chapter in *Nanomedicine and Cardiovascular System* pp77- 98

(https://research.amanote.com/publication/OJrj23MBKQvf0Bhiuo_f/nanobiotechnology-based-blood-substitutes-and-the-cardiovascular-systems-in-transfusion)

533. Zhu,H, Dang,X, Yan, K, Dai, P Luo, C, Ma, J, Li, Y, Chang, T.M.S, Chen, C (2011) Pharmacodynamic Study of Polymerized Porcine Hemoglobin (pPolyHb) in a Rat Model of Exchange Transfusion. *Artificial Cells, Blood Substitutes & Biotechnology*, an international journal 39: 119-126. ([10.3109/10731199.2011.559584](https://doi.org/10.3109/10731199.2011.559584))
534. CHANG, TMS (2012) Opening lecture at XIII Int Sym Blood Substitutes at Mass General, Harvard, Boston “From Artificial Red Blood Cells, Oxygen Carriers, Oxygen Therapeutics to Artificial Cells and Nanomedicine and beyond”. *Artificial Cells, Blood Substitutes & Biotechnology*, an international journal, 40(3) 197-199 (<https://pubmed.ncbi.nlm.nih.gov/articles/PMC3566225/>)
535. CHANG, TMS (2012) Forward for the book on “Theory, Techniques and Applications of Nanotechnology in Gene Silencing” eds. Surendra Nimesh,S and Chandra, R pp v-vi (<https://www.taylorfrancis.com/books/mono/10.1201/9781003357193/theory-techniques-applications-nanotechnology-gene-silencing-ramesh-chandra-surendra-nimesh>)
536. Fustier C and Chang TMS (2012 online) PEG-PLA nanocapsules containing a nanobiotechnological complex of polyhemoglobin-tyrosinase for the depletion of tyrosine in melanoma: preparation and in vitro characterisation **Journal Nanomedicine and Biotherapeutics Discovery** 2012, 2:1 ([10.4172/2155-983X.1000103](https://doi.org/10.4172/2155-983X.1000103))
537. CHANG TMS (2012): “The history, development and promise of artificial cells: microdialyser and nanodialysers with bioreactive properties: Chapter in “**DIALYSIS: History, Development and Promise**” Editors: Todd S. Ing, Mohamed A. Rahman, and Carl M. Kjellstrand. World Scientific Publisher/Imperial College Press, Singapore/London pages 873-888
538. CHANG, TMS (2012) “Artificial Cells” Chapter in “**Biomaterial Science: An Introduction to Materials in Medicine**” 3rd edition. Eds Buddy Ratner, Allan Hoffman, Fred Schoen and Jack Lemons.
539. Liu, ZC and TMS Chang (2012) Intrasplenic transplantation of bioencapsulated mesenchymal stem cells enhances the regeneration of remnant livers and improves the recovery rates of 90% partial hepatectomized rats” *Stem Cells International* Volume 2012 (2012), Article ID 697094, 6 pages doi:10.1155/2012/697094 (www.hindawi.com/journals/sci/2012/697094/)
540. Wang, Yun and TMS Chang (2012) Nanobiotechnological nanocapsules containing polyhemoglobin-tyrosinase: effects on murine B16F10 melanoma cell proliferation and attachment. Special issue on ‘melanoma’ *Journal of Skin Cancer* (www.hindawi.com/journals/jsc/2012/673291/)
541. Yuzhu Bian, Gao Wei and Thomas M.S. Chang (2013) Lowering of elevated tissue PCO₂ in a hemorrhagic shock rat model after reinfusion of a novel nanobiotechnological polyhemoglobin- superoxide dismutase-catalase-carbonic anhydrase that is an oxygen and carbon dioxide carrier with enhanced antioxidant properties. *Artificial Cells, Nanomedicine and Biotechnology*, an international journal 41: 60-68 (<http://www.ncbi.nlm.nih.gov/pmc/articles/PMC3618434>)
542. Wei, Gao, Yuzhu Bian and TMS Chang (2013) PLA-PEG nanoencapsulated Nano artificial red blood cells that act as O₂ and CO₂ carrier with enhanced antioxidant activity: Polyhemoglobin-superoxide dismutase-catalase-carbonic anhydrase. *Journal Artificial Cells, Nanomedicine and Biotechnology* 41, 4: 232–239.
543. CHANG TMS (2013) “Red Blood Cell Substitutes based on Modified Hemoglobin” Chapter in 4th edition "**Principles of Tissue Engineering**" eds. RP Lanza, R Langer & WL Chick, Academic Press
544. CHANG TMS (2013) Opening chapter on “Artificial Cells that started Nanomedicine” in book on “Selected Topics in Nanomedicine) (ed.TMS Chang) World Science Publisher/Imperial College Press. p 12-30 (http://www.worldscientific.com/doi/suppl/10.1142/8776/suppl_file/8776_chap01.pdf)
545. CHANG TMS (2014) Opening chapter on” From hemoglobin-based oxygen carrier to oxygen therapeutics, blood substitutes, nanomedicine and artificial cells. in Book on “Hemoglobin- Based Oxygen-Carriers as Red Cell Substitutes and Oxygen Therapeutics” (eds: Kim &Greenburg). Springer Heidelber New York Dordrecht London pp 3-26 (740-page book) (https://link.springer.com/chapter/10.1007/978-3-642-40717-8_1)
546. Y. Bian and TMS Chang (2015) A novel nanobiotherapeutic Poly- [hemoglobin-superoxide dismutase-catalase-carbonic anhydrase]

with no cardiac toxicity for the resuscitation of a 90 minutes sustained severe hemorrhagic shock rat model with 2/3 blood volume loss
Artificial Cells, Nanomedicine and Biotechnology 43, 1: 1-9, (<https://doi.org/10.3109/21691401.2014.964554>)

547. C. Guo, M.Gynn and TMS Chang (2015) Extraction of Superoxide Dismutase, Catalase and Carbonic Anhydrase from stroma-free red blood cell hemolysate for the preparation of the nanobiotechnological complex of PolyHemoglobin-Superoxide Dismutase-Catalase-Carbonic Anhydrase, Journal Artificial Cells, Nanomedicine and Biotechnology 43, 3, 157-162
(<https://doi.org/10.3109/21691401.2015.1035479>)

548. TMS Chang (2015) Red Blood Cell replacement or nanobiotherapeutics with enhanced red blood cell functions? Journal Artificial Cells, Nanomedicine and Biotechnology 43:3,145-147 (<https://doi.org/10.3109/21691401.2015.1047557>)

549. YZ Bian, C Guo & TMS Chang (2016) Temperature stability of Poly- [hemoglobin-superoxide dismutase–catalase- carbonic anhydrase] in the form of a solution or in the lyophilized form during storage at -80°C, 4°C, 25°C and 37°C or pasteurization at 70°C. Journal Artificial Cells, Nanomedicine and Biotechnology 44:41-47 (<https://doi.org/10.3109/21691401.2015.1110871>)

550. Wenhua Jiang¹, Yuzhu Bian, Zhenghui Wang, and Thomas Ming Swi Chang (2016 June online)) Hepatoprotective Effects of Poly- [hemoglobin-superoxide Dismutase-catalase-carbonic anhydrase] on alcohol damaged primary rat hepatocyte culture in vitro Journal Artificial Cells, Nanomedicine and Biotechnology 44 ([10.1080/21691401.2016.1191229](https://doi.org/10.1080/21691401.2016.1191229))

551 Wang Y & TMS Chang (2016) Biodegradable Nanocapsules Containing a Nanobiotechnological Complex for the In-vitro Suppression of a Melanoma Cell Line B16F10 Journal of Nanosciences: Current Research 1:1-6
(<https://www.hilarispublisher.com/archive/jncr-volume-1-issue-2-year-2016.html>)

552 Chang TMS (2017) Opening Chapter: First design and clinical use in patients of surface modified sorbent hemoperfusion based on artificial cells for poisoning, kidney failure, liver failure and immunology. In Book on “Hemoperfusion and Plasma-perfusion and other Clinical Uses of General, Biospecific, immune and leucocyte Adsorbents” (editors: Chang, Endo, Nicolaev, Tani and Zheng) World Scientific Publisher/Imperial College Press 3-78 **OPEN ACCESS AT** https://www.mcgill.ca/artcell/sites/artcell/files/hpbk_ch1.pdf

553 Chang TMS (2017) Translational feasibility of soluble nanobiotherapeutics with enhanced red blood cell functions. Artificial Cells, Nanomedicine and Biotechnology 45 :671-676
(<http://www.tandfonline.com/doi/full/10.1080/21691401.2017.1293676>)

554. Chang TMS (2017) Editorial: A novel approach to restore function of stroke or trauma related paralyzed limbs, Artificial Cells, Nanomedicine and Biotechnology 45 (<https://doi.org/10.1080/21691401.2017.1390843>)

555. Chang TMS PREFACE of book on “Advances in Nanomedicine for the Delivery of Therapeutic Nucleic Acids” Nimesh,S, Gupta, N and Chandra, R (editors). Elsevier. (in press)
(https://www.researchgate.net/publication/322616200_Advances_in_Nanomedicine_for_the_Delivery_of_Therapeutic_Nucleic_Acids)

556. Chang, TMS (2017) Preface pp 13-14 for a large 57 chapters 994 pages book on the present status and future perspectives of Transfusion Medicine in China (edited by Yang et al.) Published in the Fall of 2017.

557 Chen Guo & Thomas Ming Swi Chang (2018) Long term safety and immunological effects of a nanobiotherapeutic, bovine poly-[hemoglobin-catalase-superoxide dismutase-carbonic anhydrase], after four weekly 5% blood volume top-loading followed by a challenge of 30% exchange transfusion, Artificial Cells, Nanomedicine, and Biotechnology, 46:7, 1349-1363.
www.artcell.mcgill.ca/safety_immune.pdf DOI: 10.1080/21691401.2018.1476375 **OPEN ACCESS AT**
(<https://doi.org/10.1080/21691401.2018.1476375>)

558. Chan Gang and Chang TMS (2018) Dual effects include antioxidant and pro-oxidation of ascorbic acid on the redox properties of bovine hemoglobin, Artificial Cells, Nanomedicine, and Biotechnology, **OPEN ACCESS AT** DOI: 10.1080/21691401.2018.1476374. ([10.1080/21691401.2018.1476374](https://doi.org/10.1080/21691401.2018.1476374))

559. Chang TMS (2019) ARTIFICIAL CELL evolves into nanomedicine, biotherapeutics, blood substitutes, drug delivery, enzyme/gene therapy, cancer therapy, cell/stem cell therapy, nanoparticles, liposomes, bioencapsulation, replicating synthetic cells, cell encapsulation/scaffold, biosorbent/immunosorbent

hemoperfusion/plasmapheresis,
regenerative medicine, encapsulated microbe, nanobiotechnology, nanotechnology.
Artificial Cells, Nanomedicine, & Biotechnology 47 **OPEN ACCESS AT**
997–1013 (<https://doi.org/10.1080/21691401.2019.1577885>)

560. Does conventional early life academic excellence predict later life scientific discovery? An assessment of the lives of Great Medical Innovators

David J. A. Jenkins¹⁻⁵, Viranda H. Jayalath^{2,3,6}, Vivian L. Choo^{1,3,7}, Effie Viguilouk^{1,3}, Cyril W. C. Kendall^{1,3,8}, Korbua Srichaikul^{3,9}, Arash Mirrahimi^{3,10}, Charles N Bernstein^{11,12}, Thomas MS Chang¹³, Phil Gold¹⁴, R. Brian Haynes¹⁵, Morley D Hollenberg¹⁶, Andres M. Lozano¹⁷, Barry I. Posner¹⁸, Allan R. Ronald¹⁹, Mladen Vranic²⁰, Yu Tian Wang²¹, Laura Chiavaroli^{1,3}, Russell J. de Souza^{1,15,22}, Stephanie Nishi^{1,3}, Sathish C. Pichika^{1,3,23}, Chantal Gillett^{3,24}, Tom Tsirakis³, John L. Sievenpiper^{1,3-5} ([10.1093/qjmed/hcaa210](https://doi.org/10.1093/qjmed/hcaa210))

561. Chang History and Potential of nanobiotechnology based blood substitutes, artificial cells and nanobiotherapeutics Chapter in Multiauthor book edited by Chang, Jahr, & Sakai “Nanobiotherapeutic basis for blood substitutes and oxygen therapeutics World Scientific Publisher/Imperial College Press” Regenerative Medicine, Artificial Cells & Nanomedicine volume 5:(2021) **OPEN ACCESS AT** <https://www.mcgill.ca/artcell/sites/artcell/files/2021book.pdf>

562. TMS Chang Biotechnology Based-Oxygen Carriers Chapter in Multiauthor book edited by Chang, Jahr, & Sakai “Nanobiotherapeutic basis for blood substitutes and oxygen therapeutics World Scientific Publisher/Imperial College Press” Regenerative Medicine, Artificial Cells & Nanomedicine volume 5:(2021) **OPEN ACCESS AT** <https://www.mcgill.ca/artcell/sites/artcell/files/2021book.pdf> (<https://doi.org/10.1142/12054>)

563. TMS Chang. A NANOBIOLOGIC THERAPEUTIC THAT TRANSPORT OXYGEN AND REMOVE OXYGEN RADICALS Chapter in Multiauthor book edited by Chang, Jahr, & Sakai “Nanobiotherapeutic basis for blood substitutes and oxygen therapeutics World Scientific Publisher/Imperial College Press” Regenerative Medicine, Artificial Cells & Nanomedicine volume 5:(2021) **OPEN ACCESS AT** <https://www.mcgill.ca/artcell/sites/artcell/files/2021book.pdf>

564. Powanda D & Chang TMS. Cross-linked polyhemoglobin-superoxide dismutase-catalase supplies oxygen without causing blood-brain barrier disruption or brain edema in a rat model of hemorrhagic shock with transient global brain ischemia. Chapter in Multiauthor book edited by Chang, Jahr, & Sakai “Nanobiotherapeutic basis for blood substitutes and oxygen therapeutics World Scientific Publisher/Imperial College Press” Regenerative Medicine, Artificial Cells & Nanomedicine volume 5:(2021) **OPEN ACCESS AT** <https://www.mcgill.ca/artcell/sites/artcell/files/2021book.pdf>

565. Chen Gang & TMS Chang Dual effects include antioxidant and pro-oxidation of ascorbic acid on the redox properties of bovine hemoglobin Chapter in Multiauthor book edited by Chang, Jahr, & Sakai “Nanobiotherapeutic basis for blood substitutes and oxygen therapeutics World Scientific Publisher/Imperial College Press” Regenerative Medicine, Artificial Cells & Nanomedicine volume 5:(2021). **OPEN ACCESS AT** <https://www.mcgill.ca/artcell/sites/artcell/files/2021book.pdf>

566. Chang TMS Soluble nanobiotherapeutics with enhancements of all 3 major red blood cell functions Chapter in Multiauthor book edited by Chang, Jahr, & Sakai “Nanobiotherapeutic basis for blood substitutes and oxygen therapeutics World Scientific Publisher/Imperial College Press” Regenerative Medicine, Artificial Cells & Nanomedicine volume 5:(2021) **OPEN ACCESS AT** <https://www.mcgill.ca/artcell/sites/artcell/files/2021book.pdf>

567. Bian, YZ and TMS Chang. A novel nanobiotherapeutic Poly-[hemoglobin-superoxide dismutase-catalase-carbonic anhydrase] with no cardiac toxicity for the resuscitation of a 90 minutes sustained severe hemorrhagic shock rat model with 2/3 blood volume loss Chapter in Multiauthor book edited by Chang, Jahr, & Sakai “Nanobiotherapeutic basis for blood substitutes and oxygen therapeutics World Scientific Publisher/Imperial College Press” Regenerative Medicine, Artificial Cells & Nanomedicine volume 5:(2021) **OPEN ACCESS AT** <https://www.mcgill.ca/artcell/sites/artcell/files/2021book.pdf>

568. Chen Guo and Thomas Ming Swi Chang Long term safety and immunological effects of a nanobiotherapeutic , bovine poly-[hemoglobin-catalase-superoxide dismutase-carbonic anhydrase], after four weekly 5% blood volume top-loading followed by a challenge of 30% exchange transfusion Chapter in Multiauthor book edited by Chang, Jahr, & Sakai "Nanobiotherapeutic basis for blood substitutes and oxygen therapeutics World Scientific Publisher/Imperial College Press" Regenerative Medicine, Artificial Cells & Nanomedicine

volume 5:(2021) (**OPEN ACCESS AT** <https://www.mcgill.ca/artcell/sites/artcell/files/2021book.pdf>)

569. C. Guo, M.Gynn and TMS Chang Extraction of Superoxide Dismutase, Catalase and Carbonic Anhydrase from stroma-free red blood cell hemolysate for the preparation of the nanobiotechnological complex of PolyHemoglobin-Superoxide Dismutase-Catalase- **Carbonic Anhydrase** Chapter in Multiauthor book edited by Chang, Jahr, & Sakai “Nanobiotherapeutic basis for blood substitutes and oxygen therapeutics World Scientific Publisher/Imperial College Press” Regenerative Medicine, Artificial Cells & Nanomedicine volume 5:(2021) **OPEN ACCESS AT** <https://www.mcgill.ca/artcell/sites/artcell/files/2021book.pdf>

570. YZ Bian, C Guo & TMS Chang Temperature stability of Poly- [hemoglobin-superoxide dismutase–catalase- carbonic anhydrase] in the form of a solution or in the lyophilized form during storage at -80 oC, 4 oC, 25 oC and 37 oC or pasteurization at 70 oC. Chapter in Multiauthor book edited by Chang, Jahr, & Sakai “Nanobiotherapeutic basis for blood substitutes and oxygen therapeutics World Scientific Publisher/Imperial College Press” Regenerative Medicine, Artificial Cells & Nanomedicine volume 5:(2021) (**OPEN ACCESS AT** <https://www.mcgill.ca/artcell/sites/artcell/files/2021book.pdf>)

571. Chang TMS Nanoencapsulated nano-artificial red blood cells. Chapter in Multiauthor book edited by Chang, Jahr, & Sakai “Nanobiotherapeutic basis for blood substitutes and oxygen therapeutics World Scientific Publisher/Imperial College Press” Regenerative Medicine, Artificial Cells & Nanomedicine volume 5:(2021) (**OPEN ACCESS AT** <https://www.mcgill.ca/artcell/sites/artcell/files/2021book.pdf>)

572. Chang TMS, Powanda D & Yu WP Analysis of polyethylene glycol-poly lactide nano- dimension artificial red blood cells in maintaining systemic hemoglobin. levels and prevention of methemoglobin formation. Chapter in Multiauthor book edited by Chang, Jahr, & Sakai “Nanobiotherapeutic basis for blood substitutes and oxygen therapeutics World Scientific Publisher/Imperial College Press” Regenerative Medicine, Artificial Cells & Nanomedicine volume 5:(2021) **OPEN ACCESS AT** <https://www.mcgill.ca/artcell/sites/artcell/files/2021book.pdf>

573. Liu ZC & TMS Chang Effects of PEG-PLA-nano artificial cells containing hemoglobin on kidney function and renal histology in rats Chapter in Multiauthor book edited by Chang, Jahr, & Sakai “Nanobiotherapeutic basis for blood substitutes and oxygen therapeutics World Scientific Publisher/Imperial College Press” Regenerative Medicine, Artificial Cells & Nanomedicine volume 5:(2021) **OPEN ACCESS AT** <https://www.mcgill.ca/artcell/sites/artcell/files/2021book.pdf>

574. LIU ZC & TMS Chang Long term effects on the histology and function of livers and spleens in rats after 33% top loading of PEG-PLA-nano artificial red blood cells. Chapter in Multiauthor book edited by Chang, Jahr, & Sakai “Nanobiotherapeutic basis for blood substitutes and oxygen therapeutics World Scientific Publisher/Imperial College Press” Regenerative Medicine, Artificial Cells & Nanomedicine volume 5:(2021) **OPEN ACCESS AT** <https://www.mcgill.ca/artcell/sites/artcell/files/2021book.pdf>

575. Wei G, Bian YZ & Chang TMS. Polylactide-Polyethylene membrane nanoencapsulated Polyhemoglobin-superoxide dismutase-catalase-carbonic anhydrase. nano artificial red blood cells that act as O₂ and CO₂ carrier with enhanced antioxidant activity: Chapter in Multiauthor book edited by Chang, Jahr, & Sakai “Nanobiotherapeutic basis for blood substitutes and oxygen therapeutics World Scientific Publisher/Imperial College Press” Regenerative Medicine, Artificial Cells & Nanomedicine volume 5:(2021) **OPEN ACCESS AT** <https://www.mcgill.ca/artcell/sites/artcell/files/2021book.pdf>

576. TMS Chang, Jiang WH, D’Agnillo F, Razack S. NANOBIOOTHERAPEUTICS AS PRESERVATION FLUIDS FOR ORGANS AND CELLS Chapter in Multiauthor book edited by Chang, Jahr, & Sakai “Nanobiotherapeutic basis for blood substitutes and oxygen therapeutics World Scientific Publisher/Imperial College Press” Regenerative Medicine, Artificial Cells & Nanomedicine volume 5:(2021) **OPEN ACCESS AT** <https://www.mcgill.ca/artcell/sites/artcell/files/2021book.pdf>

577. Wong, N & TMS Chang Polyhemoglobin-fibrinogen: a novel blood substitutes with platelet-like activity for extreme hemodilution Chapter in Multiauthor book edited by Chang, Jahr, & Sakai “Nanobiotherapeutic basis for blood substitutes and oxygen therapeutics World Scientific Publisher/Imperial College Press” Regenerative Medicine, Artificial Cells & Nanomedicine volume 5:(2021) **OPEN**

ACCESS AT <https://www.mcgill.ca/artcell/sites/artcell/files/2021book.pdf>

578. Wang, Yun, Thomas Ming Swi Chang (2021) A nanobiotherapeutic approach for melanoma based on polylactide artificial cell nanoencapsulated polyhemoglobin-tyrosinase: in vitro 3D culture and in vivo suppression of B16F10 murine melanoma in C57BL6 mice. *Artificial Cells, Nanomedicine & Biotechnology*. 49: 461-470

579. Thomas Ming Swi Chang (2022) "The role of artificial cells in the fight against COVID- 19: deliver vaccine, hemoperfusion removes toxic cytokines, nanobiotherapeutics lower free radicals and pCO₂ and replenish blood supply" *Artificial Cells, Nanomedicine & Biotechnology*. 50:1, 240-251, **OPEN ACCESS AT** (<https://www.tandfonline.com/doi/full/10.1080/21691401.2022.2126491>)

580. XL Xie, XL. Zhou, TD Liu, ZQ Zhong, QI Zhou, WQ Iqbal, QD Xie, CJ Wei, X Zhang, TMS Chang and PG Sun (2022) Direct Differentiation of Human Embryonic Stem Cells to 3D Functional Hepatocyte-like Cells in Alginate Microencapsulation Sphere. *Cells* 2022, 11(19), 3134; **OPEN ACCESS AT** <https://doi.org/10.3390/cells11193134>

581. TMS Chang (for 2023) A BRIEF HISTORY OF THE DEVELOPMENT OF NANOBIO TECHNOLOGY BASED BLOOD SUBSTITUTES. Chapter in book on. *Blood Substitutes and Oxygen Biotherapeutics*. Edited by Henry Liu, Alan Kaye, Jonathan S. Jahr Springer Nature (https://link.springer.com/chapter/10.1007/978-3-030-95975-3_10)

582. TMS Chang (for 2023) Soluble Nanobiotherapeutics with enhancement of all three red blood cell functions. Chapter in book on. *Blood Substitutes and Oxygen Biotherapeutics*. Edited by Henry Liu, Alan Kaye, Jonathan S. Jahr Springer Nature (https://link.springer.com/chapter/10.1007/978-3-030-95975-3_19)

583 M Hoq and T.M.S. Chang*(2023) Preliminary feasibility study on Polyhemoglobin and stable synthetic catalase, superoxide dismutase and carbonic anhydrase: a novel approach for the regeneration of warm ischemic cells/tissues. *Frontier Bioengineering Biotechnology*: **OPEN ACCESS AT** (<https://www.frontiersin.org/articles/10.3389/fbioe.2023.1231384>)

584. Chang (2023) editorial. *Frontier Medical Technology* series on "Innovative Medical Technology based on artificial cells" **OPEN ACCESS AT** (<https://www.frontiersin.org/articles/10.3389/fmedt.2023.1306419>)

585 Y. Bian & TMS Chang (2023) Nanobiotechnological basis of an oxygen carrier with enhanced carbonic anhydrase for CO₂ transport and enhanced catalase and superoxide dismutase for antioxidant function. *Frontier Bioengineering and Nanobiotechnology*. (<https://www.frontiersin.org/articles/10.3389/fbioe.2023.1188399>) **OPEN ACCESS AT**

586 Wang, T. Chang, T.M.S. Superparamagnetic Artificial Cells PLGA-Fe₃O₄ Micro/Nanocapsules for Cancer Targeted Delivery. *Cancers* 2023, 15, 5807. **OPEN ACCESS AT** (<https://doi.org/10.3390/cancers15245807>)

587 Hog & Chang (2024). Next generation preservation solution using synthetic enzymes added to polyhemoglobin to protect warm ischemic human hepatocytes and cardiomyocytes. *Scientific Report* **OPEN ACCESS AT** ([10.1038/s41598-024-73862-2](https://doi.org/10.1038/s41598-024-73862-2))

588. M Hoq & TMS Chang (2025) Effect of Polyhemoglobin and Synthetic Enzymes on Ischemic Cardiomyocytes. *Cardiology and Cardiovascular Medicine*. 2025; 10(2): 028- **OPEN ACCESS AT** <https://www.cardiologymedjournal.com/jccm/article/view>

589. CH Zhao & TMS Chang (2025) Superparamagnetic Polyhemoglobin-Tyrosinase Nanocapsules: A Novel Biotherapeutic with Enhanced Tumor Suppression with Control by External Magnetic Field. *Frontier Bioengineering Biotechnology (Nanotechnology)* **OPEN ACCESS AT** <https://pmc.ncbi.nlm.nih.gov/articles/PM>

589 CH Zhao & TMS Chang (2025). Biodegradable Polylactide Nanocapsules Containing Quercetin for the In vitro Suppression of Mouse B16F10 and Human Sk-Mel-28 Melanoma Cell Lines *Pharmaceuticals* 18:980: **OPEN ACCESS AT** <https://www.mdpi.com/1424-8247/18/7/980>

590 CH Zhao & TMS Chang (2025) Intracellular Targeted Nanocapsules Containing Nanobiotherapeutic Suppress Lung, Liver, Breast and Cervix Cancer Cell Lines by Prodrug Activation or Removal of Intracellular Tyrosine. *Cancers* 2025, 17 **OPEN ACCESS AT** <https://www.mdpi.com/2072-6694/17/16/2698>

591 Tao Wang, Chenhui Zhao, Muntasirul Hoq, Thomas Ming Swi Chang*(2025) A comparison of the size distribution and batch size

based on the use of emulsion or microfluidizer for the preparation of ferric oxide–based superparamagnetic polymeric nanocapsule artificial cells. *Cell/Tissue Engineering, Artificial Cells and Regenerative Medicine* **OPEN ACCESS**

AT <https://doi.org/10.1142/S2972497X25500014>

592 Chenhui Zhao and Thomas Ming Swi Chang (2025) Biodegradable Polylactide Nanocapsules Containing Quercetin for In Vitro Suppression of Mouse B16F10 and Human Sk-Mel-28 Melanoma Cell Lines

Pharmaceuticals DOI: 10.3390/ph18070980 **OPEN ACCESS AT** <https://www.mdpi.com/1424-8247/18/7/980>

BOOKS AND SPECIAL ISSUES: starting next page

BOOKS AND SPECIAL ISSUES:

1. CHANG TMS (1972) "**Artificial Cells**", monograph 212 pages, 77 illustrations, 5 tables, Charles C. Thomas, Publisher, Springfield, Illinois, USA. **(Out of print but available for free online viewing at <http://www.medicine.mcgill.ca/artcell/1972bookCovercr.pdf>** Book

Reviewed by:

Nature, 242:211, 1973

ScientificAmerican, Vol227, November1972;

ChemicalEngineeringJournal, May14, 1973.

BiomedicalEngineeringJournal, April1973...

Book Translated into:

1) Japanese (1976) by Prof. T KONDO, Japan.

2) Russian (1979) by Prof. V NICOLAEV, USSR.

2. CHANG TMS (ed) (1977), **Biomedical applications of immobilized enzymes & proteins**: I 415 pages, 129 illustrations, 55 tables, Plenum Publishing Corporation, New York,

3. CHANG TMS (ed) (1977), **Biomedical applications of immobilized enzymes & proteins**:II 355 pages, 127 illustrations, 34 tables, Plenum Publishing Corporation, New York,

4. CHANG TMS (ed) (1978), "**Artificial kidney, artificial liver, and artificial cells**" 315 pages, Plenum Publishing Corporation, New York.

5. SIDEMAN S and CHANG TMS (eds) (1980), "**Hemoperfusion: I. Artificial kidney and liver support and Detoxification**" 473 pages, Hemisphere Publishing Corp., Washington, D.C., USA.

6. SIDEMAN S and CHANG TMS (ed) (1981), "**Hemoperfusion: II. Devices and clinical applications**" 167 pages, Samuel Newman Institute for Advanced Studies in Science and Technology, Technion, Haifa, Israel.

7. "**Lecture series on artificial cells**" Monograph in Chinese of a 12 hour lecture series by CHANG TMS at the Chinese Academy of Sciences, Beijing, China (monograph prepared and translated into Chinese by HZ WANG, WH ZHENG, EH MIAO, CX HUANG, WC PENG, DH ZHAO) Chinese Medical Association, Hopei, Shijiazhuang (1981).

8. V BONOMINI and CHANG TMS (eds) (1982), "**Hemoperfusion**" 149 pages, Contributions to Nephrology Series, S. Karger AG, Basel, Switzerland.

9. PISKIN E and CHANG TMS (eds) (1982), "**Hemoperfusion and artificial organs**" 187 pages, Artificial Organs Society.

10. PISKIN E and CHANG TMS (eds) (1983), **Past, present and future of artificial organs** 262 pages, Meteksan Publisher Co., Ankara, Turkey.

11. CHANG TMS (ed) (1984), "**Microencapsulation and artificial cells**" 312 pages, Humana Press, Clifton, New Jersey, USA.

12. CHANG TMS and BL HO (eds) (1985) "**Hemoperfusion and artificial organs**", 464 pages, China Academic Publishers, Beijing, China.

13. "Hemoperfusion" CHANG TMS and A TREVINO BECERRA (eds) (1986) Special issue Int. J. Artificial Organs, Volume 9:279-368.

14. CHANG TMS and N NICOLAEV (eds) (1987) "Hemoperfusion, sorbent and immobilized

15. CHANG TMS and R GEYER (eds) (1989) "**Blood substitutes**" Marcel Dekker Publisher, U.S.A., 714 pages
16. WINSLOW R and CHANG TMS (eds) (1990) "Red blood cell substitutes" Special issue, Int. J. Biomaterials, Artificial Cells and Artificial Organs 18:133-342, 1990.
17. H KLINKMANN, D FALKENHAGEN, and CHANG TMS (eds) (1990) "Hemoperfusion, sorbent and immobilized bioreactants". Special issue, Int. J. Biomaterials, Artificial Cells and Artificial Organs 18:455-568.
18. CHANG TMS and M ODAKA (eds) 1991. "Hemoperfusion, sorbent and immobilized bioreactants" Special issue, Biomaterials, Artificial Cells and Immobilization Biotechnology, an international journal 19: 1-298, 1991.
19. GURLAND H and CHANG TMS (eds) 1992. "Artificial organs" Special Festschrift issue for W. Kolff's 80th Birthday, J. Artificial Organs, Official Journal of the International Society for Artificial Organs (1992).
20. CHANG TMS (ed) (1992). **Blood substitutes and oxygen carriers**. Marcel Dekker Publisher, USA, 784 pages. Book Reviews: " excellent very useful and easy to read "" recommended an important addition to medical and basic-science libraries." Canadian Medical Association Journal. "The authors of the papers represent a list of "who's who" in the field." Hematologic Pathology
21. CASCIANI C, G. SPLENDIANI AND CHANG TMS (eds) (1993). "Hemoperfusion, sorbent and immobilized bioreactants" Special issue, Biomaterials, Artificial Cells and Immobilization Biotechnology, An International Journal
22. CHANG TMS, J REISS and R WINSLOW(eds) (1994). Blood substitutes: general. Special issue, Artificial Cells, Blood Substitutes and Immobilization Biotechnology, An International Journal, 22:123-360, 1994
23. CHANG TMS and S. WEINSTOCK (eds) (1995). Blood substitutes Special issue, Artificial Cells, Blood Substitutes and Immobilization Biotechnology, An International Journal, 23: 257-459.
24. CHANG TMS, G. GREENBERG and E TSUCHIDA (eds) (1997) Blood substitutes. Special issue, Artificial Cells, Blood Substitutes and Immobilization Biotechnology, An International Journal, 25:1-241.
25. CHANG TMS (1998) (editor: multiauthors) **Red blood cell substitutes: Principles, Methods, Products and Clinical Trials** Vol II Karger/Landes Systems, Basel, Switzerland
26. CHANG TMS (2004) Guest Editor. Special issue on Blood Substitutes: present and future. Artificial Organs Journal.
27. **CHANG TMS (May 2007) Monograph on "ARTIFICIAL CELLS: biotechnology, nanotechnology, blood substitutes, regenerative medicine, bioencapsulation, cell/stem cell therapy"** World Scientific Publisher/Imperial College Press 435 pages. (**Since April 2010 has obtained copyright to place this book for noncommercial free online viewing or download on https://www.mcgill.ca/artcell/sites/artcell/files/2007_ebook_artcell_web.pdf**

Book reviewed by A Gerson Greenburg, MD, PhD, Professor Emeritus of Surgery, Brown University, U.S.A. "This volume is the most comprehensive review of the field of artificial cells and associated fields published to date. It refreshes the knowledge of the experts while informing the naive of the history and promise of the future. Written in a conversational style and very well illustrated for

fact and emphasis, it is an easy and informative read. Presented in easily accessible form are the underlying theories and concepts of artificial cells, blood substitutes, nanomedicine, regenerative medicine and stem cell therapy in the context of specific clinical situations ranging from general to very specific diseases. Basic science observations support the tested or proposed clinical applications in an exact manner. This volume contains a near encyclopedia quantity of information, carefully and logically assembled and presented. Future developments in the field will depend on the essential information presented here. An essential read for anyone interested in this field, the vision and foresight of this senior scientist and leading statesman of the field makes the topic accessible and understandable.”

28. CHANG, TMS (2013) editor, Book on **“Selected Topics in Nanomedicine”** World Scientific Publisher/Imperial College Press pp590
http://www.medicine.mcgill.ca/artcell/NanoBk_Ch1.pdf **UPDATE**

29. Chang, Endo, Nicolaev, Tani and Zheng (editors) (2017) editors, Book on **“Hemoperfusion and Plasma-perfusion and other Clinical Uses of General ,Biospecific, immune and leucocyte Adsorbents”** World Scientific Publisher/Imperial College Press 1004 pages https://www.mcgill.ca/artcell/sites/artcell/files/hpbk_ch1.pdf

30. Editor in Chief Chang , coeditors: Bulow, Jahr, Sakai & Yang (for 2021) A multiauthor book on **“Nanobiotherapeutic basis for blood substitutes**, World Scientific Publisher/Imperial College >1000 pages (2021) <https://www.worldscientific.com/worldscibooks/10.1142/12054#t=to> (Being Translated into Chinese)

30. CHANG TMS (in preparation) 3rd edition of Monograph on **“ARTIFICIAL CELLS: biotechnology, nanotechnology, blood substitutes, synthetic cells, regenerative medicine, bioencapsulation, cell/stem cell therapy”** World Scientific Publisher/Imperial College Press

INVITED LECTURES:

- 1963 Invited speaker, Red Cell Club, NIH, Bethesda, Maryland, USA.
- 1963 Invited lecturer, Dept. of Physiology, University of Pennsylvania, Philadelphia, USA.
- 1964 Invited lecturer, Gordon Research Conference on Medicinal Chemistry, New Hampshire, USA.
- 1964 Invited lecturer, Merck, Sharpe and Dohe, New Jersey, USA.
- 1964 Invited lecturer, Eli Lilly, Indianapolis, Indiana, USA.
- 1965 Invited lecturer, University of Montreal, Montreal, Quebec, Canada.
- 1965 Invited lecturer, New York Blood Center, New York, USA.
- 1965 Invited lecturer, Battelle Memorial Institute, Columbus, Ohio, USA.
- 1966 Invited lecturer, American Society Internal Artificial Organs annual meeting U.S.A
- 1966 NCR, Dayton, Ohio, USA.
- 1967 Invited lecturer, Dept. of Artificial Organs, Cleveland Clinic, Cleveland, Ohio, USA.
- 1968 Invited lecturer, Microencapsulation Symposium, New Jersey, USA.
- 1968 Guest speaker, Association of Professional Engineers, Ottawa, Ontario, Canada.

- 1968 Guest speaker, Stamford Section, American Chemical Society, Stamford, Connecticut .
- 1968 Invited lecturer, New York Blood Center, New York, USA.
- 1969 First Incentive Lecturer, The Annual Incentive Lectures were instituted in Sweden in 1969 to invite once a year a foreign scientist to give an Incentive Lecture in Stockholm and other Swedish universities. The first Incentive Lecturer was "invited to inaugurate these annual lectures". The lecture on "The Clinical Potential of Enzyme Technology" was given at:
- 1) Karolinska Institute, Stockholm, Sweden.
 - 2) Chemical Centre, University of Lund, Lund, Sweden.
 - 3) University of Gothenberg Hospital, Gothenberg, Sweden.
- 1969 Invited lecturer, Dept. of Physiology, University of Toronto, Toronto, Ontario, Canada.
- 1969 Invited lecturer, Dept. of Pathology, Rhode Island Hospital, Rhode Island, USA.
- 1969 MRC Visiting Professor, Dept. of Biophysics, University of Western Ontario, London, Ontario, Canada.
- 1969 Invited lecturer, Dept. of Artificial Organs, University of Utah, Salt Lake City, Utah,
- 1969 Invited lecturer, Alza Co., Palo Alto, California, USA.
- 1970 Invited lecturer, Cardiovascular Research Institute, San Francisco, California, USA.
- 1970 Invited lecturer, Renal Unit, Sydney Hospital, Sydney, Australia.
- 1970 Invited lecturer, Dept. of Physiology, University of Sydney, Sydney, Australia.
- 1970 Invited lecturer, Renal Unit, Prince Henry Hospital, Sydney, Australia.
- 1970 Invited lecturer, Biomedical Symposium, Australian Academy of Science and Society of Engineers, Sydney, Australia.
- 1970 Invited lecturer, Microencapsulation Symposium, New Jersey, USA.
- 1971 Invited lecturer, Dept. of Chemical Engineering, University of Pennsylvania, Philadelphia, Pennsylvania, USA.
- 1971 Invited lecturer, Gordon Research Conference on Biomaterials, New Hampshire, USA.
- 1971 Enzyme Engineering Conference, New Hampshire, USA.
- 1) Invited lecturer.
 - 2) Invited panel discussant on "Future of Enzyme Engineering".
- 1971 Invited lecturer, Life Science Seminar, Battelle Memorial Institute, Columbus, Ohio,
- 1972 Invited lecturer, National Foundation Symposium on Enzyme Replacement, Sarasota, Florida, USA.
- 1972 Invited lecturer, Chemical Engineering Dept., Princeton University, New Jersey, USA.
- 1972 Invited lecturer, Biomedical Engineering Symposium, MRC Bioengineering Unit, University of Strathclyde, Glasgow, Scotland.
- 1972 Invited lecturer, Renal Unit, Edinburgh Royal Infirmary, Edinburgh Medical School, Scotland.
- 1972 Invited guest speaker, Canadian Kidney Foundation Annual Meeting.
- 1972 Invited lecturer, NIH, General Medical Sciences, Bethesda, Maryland, USA.
- 1972 Invited lecturer, Microencapsulation Symposium, New Jersey, USA.
- 1973 Invited lecturer, First International Microencapsulation Symposium, Athens, Georgia.
- 1973 Chairman, session on "Biomedical Applications" and invited lecturer, International Conference on Insolubilized Enzymes, Milan, Italy.
- 1973 Invited lecturer, Gordon Research Conference on "Separation in Engineering", New Hampshire, USA.
- 1973 Co-chairman, session on "Future Applications of Enzyme Engineering", Enzyme Engineering Conference.
- 1973 Invited lecturer, Enzyme Engineering Conference, Engineering Foundation.
- 1973 Invited lecturer, International Nephrological course, Parma, Italy.
- 1973 Invited lecturer, Microencapsulation Symposium American Chemical Society Annual Meeting, Chicago
- 1973 Invited lecturer, Canadian High Polymer Forum of Membranes, St. John, Quebec.
- 1973 Annual guest speaker, Japanese Society for Artificial Organs, Sandai, Japan.
- 1973 Guest speaker, Japanese Society for Promotion of Renal Transplantation, Tokyo, Japan.
- 1973 Invited lecturer, Tokyo Science University, Tokyo, Japan.

- 1973 Guest discussant, Panel on "Microcapsule Hemoperfusion for Chronic and Renal Failure", Tokyo College of Medicine and Dentistry, Tokyo, Japan.
- 1974 Visiting professor, Medical Engineering Session, Faculty of Medicine, University of Minnesota, Minneapolis, Minnesota, USA.
- 1974 Invited lecturer, Dept. of Anatomy, University of Minnesota, Minneapolis, Minnesota.
- 1974 Invited lecturer, American Chemical Society Symposium on "Polymer Graft in Biochemistry", California, .
- 1974 Invited panelist on "Sorbent for Uremia", American Society for Artificial Internal Organs Annual Meeting, Chicago, Illinois, USA.
- 1974 Invited lecturer, Microencapsulation Workshop, New Jersey, USA.
- 1974 Invited participant and session chairman, Workshop on "Implications of Enzyme Engineering". Organized by International Federation of Institutes for Advanced Studies, Stockholm, Sweden.
- 1974 Invited lecturer, "Immobilization of Enzymes by Microencapsulation", Gordon Research Conference on "Lysozyme", New Hampshire, USA.
- 1974 Invited lecturer and session chairman, 2nd International Microencapsulation Symposium, London, UK.
- 1974 Invited lecturer, International Symposium on "Artificial Support Systems for Acute Hepatic Failure", King's College Hospital Medical School, London, UK.
- 1974 Invited lecturer, International Society of Nephrology sponsored symposium on "Uremic Toxins and New Devices for their Removal", Naples, Italy.
- 1974 Invited discussant, Biomedical Research in Narcotic Abuse Problems, organized by the Non Medical Use of Drugs Directorate, Health & Welfare Canada.
- 1975 Conference on "Sorbents in Uremia and Hepatic Failure", Sponsored by the International Society of Nephrology, NIH Chronic Uremia Program and the Clinical Dialysis and
Invited introductory lecturer on "Microencapsulation and Coating for Adsorbent". Invited lecturer on "Microencapsulated Adsorbent for Acute Intoxication, Liver Failure and Uremia".
Chairman of the session on "Hemoperfusion". Panel
discussant of second day sessions.
- 1975 Invited speaker, Symposium of the International Pharmacological Congress, Helsinki, Finland.
- 1975 Invited speaker, New York Nephrology Society, New York, USA.
- 1975 Invited speaker, Downstate University of New York, School of Medicine, New York, 1975 Invited lecturer, "Microencapsulation Workshop", New Jersey, USA.
- 1975 Invited lecturer, NIH group on "Liver Failure Support", Clinical Center, NIH, Bethesda, Maryland, USA.
- 1975 Invited lecturer, Nephrology Dept., Children's Hospital, National Medical Center, Washington, D.C., USA.
- 1975 Invited speaker, symposium on "Immobilized Enzyme Applications", Chemical Institute of Canada, Toronto, Ontario, Canada.
- 1975 Invited lecturer, Gordon Conference on "Transport Phenomena in Synthetic and Biological Membranes", New Hampshire, USA.
- 1975 Poona International Workshop and Symposium on Enzyme Engineering, Poona, India.
Main speaker on "Microencapsulated Enzymes".
Main speaker on "Medical Applications of Immobilized Enzymes". Panel
discussant on "Technique and Novel Approaches".
Chairman of session on "Applications of Immobilized enzymes".
- 1975 Invited speaker, University of Poona, Poona, India.
- 1975 Invited participant, Second International Federation of Institutes of Advanced Studies Workshop, Poona, India.
- 1976 Chairman, session on "Biomedical Applications of Microencapsulation" and Invited speaker, 3rd International Symposium on Microencapsulation, Tokyo, Japan.
- 1976 Chairman, "Panel on Adsorbent Hemoperfusion for Uremia, Acute Intoxication and Liver Failure", Annual Meeting, American Society for Artificial Internal Organs, San Francisco, California, USA.
- 1976 Invited lecturer, symposium on "New Technologies of Blood Purification in Uremia", sponsored by NIH, International Society of Nephrology, Weisban, Germany.
- 1976 Chairman and invited lecturer, Session on "Adsorbents in Therapeutic Medicine", Strathclyde

- Bioengineering Seminar series on "Artificial Organs", Glasgow, Scotland.
- 1976 Consultant and participant, "Drug Delivery Systems Workshop", NIH, Bethesda, Maryland, USA.
- 1976 Invited lecturer, Gordon Research Conference on "Immobilized Enzymes", New Hampshire, USA.
- 1976 Invited speaker, "Lecture Series on Possibilities of Synthetic Biology", Dept. of Life Sciences (James F. Danielli) Worcester Polytechnic Institute, Worcester, Massachusetts, USA.
- 1976 Co-chairman, Session 3 on "Artificial Organs", 11th International Conference on Medical and Biological Engineering, Ottawa, Ontario, Canada.
- 1977 International Enzyme Engineering Conference, Germany. Chairman, session on "New Medical Applications in Immobilized Enzymes". Invited speaker, "New Approaches of Biodegradable Polymer Membranes, Microcapsules and Microencapsulation of Multistep Enzyme Systems."
- 1977 Organizer and program chairman, McGill Artificial Organs Research Unit International Symposium on "Some Novel Approaches in Artificial Kidney, Artificial Liver and Detoxification", McGill University, Montreal, Quebec, Canada.
- 1977 NIH International Conference on "Fulminant Hepatic Failure", Bethesda, Maryland. Chairman, session on "Hemoperfusion Through Sorbents". Invited speaker on "Albumin Cellulose Nitrate Coated Charcoal Hemoperfusion in FHF". Invited speaker on "Microencapsulation of Multienzyme Systems and Recycling of Cofactors".
- 1977 Guest speaker, "Biomedical Applications of Artificial Cells", Montreal Physiological Society, Montreal, Quebec, Canada.
- 1977 Chairman, panel workshop on "Some Problems Related to Adsorbent Therapy", Annual Meeting, American Society for Artificial Internal Organs, Montreal, Quebec, Canada.
- 1977 Invited speaker, "Biomedical Applications of Enzymes" Symposium on Enzymes, American Chemical Society, Amherst, Massachusetts, USA.
- 1977 Invited speaker on "The Future of Hemodialysis", Dialysis '77 Symposium, Leeds, UK. 1977 First International Society of Artificial Organs Meeting, Tokyo, Japan. Chairman, session on "Sorbents in Artificial Kidney". Invited panelist, "Hepatic Assist Devices".
- 1977 Invited speaker, "Artificial Cells", Dow Cordis Artificial Kidney Division, Concord, California, USA.
- 1977 Invited speaker on "Hemoperfusion", Canadian Conference on Clinical Engineering, Notre Dame Hospital, Montreal, Quebec, Canada.
- 1978 Visiting Professor by invitation of the Chinese Academy of Sciences, lectured at:
i. Biophysics Institute, Chinese Academy of Sciences, Peking (12 hrs lectures, plus seminars and demonstrations).
ii. Capital Hospital (previously Union Medical School), Peking.
iii. National Symposium, Lang Fang (12 hours of lectures, plus seminars & demonstrations).
iv. Suchiachung Medical School, Suchiachung.
v. Hongchow Medical School, Hongchow.
vi. Shanghai Medical Association, Shanghai.
vii. Canton Medical and Scientific group, Canton.
- 1978 International Symposium on "Hemoperfusion, Dialysate and Diafiltrate Purification", Tutzing, Munich, Germany. Chairman, session on "Hemoperfusion". Invited introductory lecturer on "Hemoperfusion". Invited lecturer on "Hemoperfusion in Fulminant Hepatic Failure". Invited lecturer on "Conversion of Urea and Ammonia into Amino Acid".
- 1978 Invited speaker in symposium on "Nondialytic Management of Uremia", sponsored by NIH, Downstate Medical Center and New York Society of Nephrology, New York, USA.
- 1978 Invited speaker on "Biodegradable Drug Carriers", Gordon Research Conference, Plymouth, New Hampshire, USA.
- 1978 Invited speaker on "Immobilized Enzymes in Therapy", Conference on "Enzyme Economy", Chicago, Illinois, USA.
- 1978 Keynote speaker, Annual meeting of the Biomaterials Society, University of Toronto, Toronto, Ontario, Canada.
- 1978 Chairman, session on "Hemodialysis", International Congress of the International Society of

Nephrology, Montreal, Quebec, Canada.

- 1979 International Symposium on Hemoperfusion: Kidney Support, Liver Support and Detoxification", Israel Institute of Technology, Technion, Israel.
Co-chairman of Symposium.
Invited speaker on "Present Status and Prospective of Artificial Cells in Hemoperfusion". Chairman, session on "Hemoperfusion".
- 1979 Invited speaker on "Progress in Polymer Encapsulation of Enzymes, Biospecific Adsorbents and Drugs", American Japanese Chemical Societies joint symposium, Honolulu, Hawaii, USA.
- 1979 International Enzyme Engineering Conference, Enzyme Foundation, New Hampshire, USA.
Invited speaker on "Novel Urea Removal Systems".
Co-chairman of Workshop on "Biomedical and Analytical Application".
- 1979 Reporteur, Enzyme Therapy in Congenital Diseases Symposium, Hilton Head, North Carolina, USA.
- 1979 Symposium co-chairman and invited speaker, International Workshop on "Hemoperfusion", Haifa, Israel.
- 1979 Invited speaker on "Artificial Liver Support", International Workshop on "Artificial Organs", Sorrento, Italy.
- 1979 Invited speaker, Faculty of Medicine, University of Edmonton, Alberta, Canada.
- 1980 Gordon Research Conference, "Drug Carriers in Biology and Medicine", New Hampshire, USA.
Co-chairman of Conference. Invited speaker on "Artificial Cells".
Chairman of session on "Artificial Cells".
- 1980 International Symposium on "Artificial Liver Support", Hannover, Germany.
Invited speaker on "Effects of Artificial Liver Support for Galactosamine Fulminant Hepatic Failure Rats".
Co-chairman, session on "Hemoperfusion".
- 1980 Invited speaker on "Encapsulated Enzymes and Adsorbent" in replacement therapy. International Symposium on "Therapy in Congenital Diseases", Swiss Academy of Medical Sciences, Interlaken, Switzerland.
- 1980 Annual Meeting, American Society for Artificial Internal Organs, New Orleans, Louisiana, USA.
Invited plenary speaker on "Artificial Blood Cells" in plenary symposium. Chairman, panel conference on "Adsorbent Hemoperfusion in Blood Purification". Co-chairman, sessions on "Artificial Liver".
- 1980 Recipient "Clemson Award" for "Basic Research in the Development of the Microcapsule Artificial Kidney", World Congress of International Society for Biomaterials, Vienna, Austria.
- 1980 Guest speaker, Mexico Society of Nephrology, Mexico on: Artificial Cells.
Hemoperfusion in Chronic Renal Failure. Hemoperfusion in Acute Intoxication and Liver Failure.
- 1981 International Symposium on "Hemoperfusion", Bologna, Italy.
Invited speaker on "Hemoperfusion in 1981". Session chairman on "Hemoperfusion General". Guest editor of symposium proceedings.
- 1981 International Symposium on Detoxification Approaches in Chronic Schizophrenia, Berlin, East Germany.
Invited speaker on "Endorphin and Middle Molecule Removal in Schizophrenia". Co-chairman on "Detoxification Session".
- 1981 Invited speaker, "Artificial Cells", Science Association, National Research Council of Canada, Ottawa, Ontario, Canada.
- 1981 "Distinguished Honoured Guest", Preview Ceremony, International Center for Artificial Organs and Transplantation, Cleveland, Ohio, USA.
- 1981 Annual Meeting, American Society for Artificial Internal Organs, Anaheim, California.
Co-chairman, session on "Plasma Manipulation and Enzyme". Program Committee.
- 1981 Invited plenary lecturer on "Blood Compatible Adsorbent Hemoperfusion in Extracorporeal Blood Treatment", 4th International Symposium on Affinity Chromatography and Related

- Netherlands. (Unable to attend just before meeting, paper presented as publication in book)
- 1981 Invited speaker on "Present Status of Microencapsulated Adsorbent", Symposium on "Adsorbent in Uremia", Congress of the International Society of Nephrology, Athens, Greece. (Paper read in absence by Dr. E. Espinosa)
- 1981 International Congress of the International Society for Artificial Organs, Paris.
Invited speaker on "Hemoperfusion" in opening plenary symposium on "Controversies and Issues in Artificial Organs".
Chairman, session on "Hemoperfusion".
Keyman of Hemoperfusion, program committee of International Society.
- 1981 Invited speaker, "Artificial Cells Encapsulated Enzymes" in International Symposium on "Therapy of Inborn Errors of Metabolism", London, UK.
(Paper read in absence by Dr. M. Poznansky)
- 1981 Invited plenary speaker for plenary lecture on "Biomedical Applications of Immobilized Biologically Active Materials", 6th Biannual International Enzyme Engineering Conference, Kashikojima, Japan.
- 1981 International Symposium of Chemical Engineering, Montreal, Quebec, Canada.
Invited speaker plenary lecturer on "The Present Status of Research in Artificial Cells". Chairman, session on "Artificial Organs and Implants".
- 1981 Invited speaker, "Microcapsules" in "Colloquium on Microcapsules and Microcarriers in Biotechnology", Massachusetts Institute of Technology, Cambridge, Massachusetts, USA.
- 1981 Invited speaker on "Biotechnology Research on Artificial Cells", McGill Biotechnology Symposium.
- 1981 Invited speaker, Biotechnology Seminars, McGill University, Montreal.
- 1982 Chairman of Gordon Research Conference on "Drug Carriers in Biology and Medicine", New Hampshire, USA (also session chairman and invited speaker on Artificial Cells).
- 1982 IVth International Symposium of Hemoperfusion and Artificial Organs, Ankara, Turkey.
Honorary President of symposium.
Invited speaker on "Past, Present and Future Perspectives of Hemoperfusion".
- 1982 Invited speaker, Canadian Science Writing Association Meeting, Montreal.
- 1982 Invited speaker on "Artificial Cells with Emphasis on Hemoperfusion in Uremia, Liver Failure and Acute Intoxication", Environmental Health Directorate
- 1982 Seminar Series, Bureau of Medical Devices, Health and Welfare Canada, Ottawa, Ontario, Canada.
- 1982 Invited lecturer on "Artificial Cells", Pediatric Travel Club, Montreal Children's Hospital, Montreal, Quebec, Canada.
- 1982 Invited lecturer on "Hepatic Coma", Medical Grand Round, Royal Victoria Hospital, Montreal, Quebec, Canada.
- 1982 Invited lecturer on "Present Status of Research on Artificial Liver Support", St. Luc Hospital, Montreal, Quebec, Canada.
- 1982 Invited speaker on "Artificial Cells: Applications of the biotechnology of microencapsulation and immobilized enzymes and cells", Seminar Program, McGill Chemical Society, Montreal.
- 1983 President, organizer and invited speaker, Fifth International Symposium on "Microencapsulation, including Artificial Cells", Montreal, Canada.
- 1983 Chairman and invited speaker, Symposium on Hemoperfusion, Congress of the European Society for Artificial Organs.
- 1983 4th Congress, International Society for Artificial Organs, Kyoto, Japan.
Chairman, special graphic symposium on hemoperfusion. Invited speaker on "Artificial Liver".
Program committee, Keyman on Hemoperfusion.
- 1983 Invited speaker on "Artificial Cells", symposium on "Plastics and Artificial Organs", American Chemical Society, Seattle, Washington, USA.
- 1983 Invited panelist on "Liver Support/Transplants and Artificial Organs", Annual meeting of the American Society for Artificial Organs, Toronto, Ontario.
- 1983 Invited speaker on "Clinical Trial on Hemoperfusion" in Workshop on Hemoperfusion organized by Hopital Necker, Paris, France.
- 1983 Invited lecturer on "Basic Principle of Artificial Cells for Blood Substitutes" in symposium on Artificial Blood, Annual Meeting, Canadian Society of

- Immuno hematologists, Ottawa, Ontario, Canada.
- 1983 Invited speaker, Pediatric Research Symposium and Workshop. Faculty of Medicine, University of Alberta, Edmonton, Alberta.
- 1983 Invited speaker on the Composite Artificial Kidney Reviews of indications and applications, Societe Quebecoise de Nephrologie Annual Scientific Meeting, Val David, Quebec.
- 1983 Invited speaker on Artificial Cells in the Newest in Drug Delivery Systems, Pfizer Dialogue, Annual Meeting, Association of Faculties of Pharmacy of Canada.
- 1983 Invited speaker on "Composite Artificial Kidney in Uremic Patients" Symposium on Hemoperfusion, Amsterdam, Holland. (Paper read in absence by Dr. P. Barre)
- 1983 Invited lecturer on "Artificial Cells", 57th Colloid and Surface Science Symposium, Toronto, Ontario.
- 1983 Invited speaker on "Artificial Cells", Symposium, Canadian Society of Cell Biology, CFBS, Ottawa, Ontario.
- 1983 Invited lecturer on "Artificial Cells", International Symposium on Biomaterials in Artificial Organs, Scotland.
- 1983 Invited speaker on Membrane Biotechnology in Artificial Cells in "Membrane Technology Conference", Oregon, USA.
- 1983 Invited speaker on "Artificial Cells", "Hemoperfusion in Uremia", "Hemoperfusion in Poisoning and Fulminant Hepatic Failure", Brazil National Society of Nephrology Congress on Hemodialysis and Transplantation.
- 1983 Session chairman and invited speaker, V International Symposium on Hemoperfusion and Artificial Organs, People's Republic of China.
- 1983 Invited speaker, Nankai University, Tianjin, People's Republic of China.
- 1983 Invited speaker, Chongqing Medical College and Chongqing Biomedical Engineering Society, Chongqing, People's Republic of China.
- 1983 Invited speaker, Shanghai First Medical College, Shanghai, People's Republic of China.
- 1983 Invited speaker, Institute of Biochemistry, Shanghai, People's Republic of China.
- 1984 Invited speaker and session chairman, Gordon Research Conference on "Drug Carriers in Biology and Medicine".
- 1984 Invited speaker, Biocatalysis Group, University of Iowa, Iowa, Ill.
- 1984 Guest Faculty, Postgraduate Medicine course on "Life Support Systems in Intensive Care", University of Michigan Medical School, Ann Arbor, Michigan.
- 1984 Invited lecturer, NATO Advanced Study Institute on Biopolymer, Turkey.
- 1984 Guest speaker, "Artificial Cells" Medical Grand Round Montreal General Hospital.
- 1984 Invited speaker in Seminar on "Hemoperfusion in Hemodialysis Patients", NJ, USA.
- 1985 Chairman of session on Immobilized Cells, 8th Biannual International Enzyme Engineering Conference, Denmark.
- 1985 5th Congress of International Society of Artificial Organs, Chicago, USA. Chairman, Program Committee on "Artificial pancreas/artificial liver". Chairman, Workshop on "Artificial Cells".
- 1985 Invited Speaker, Science Council of Canada/Canadian Plastics Institute Meeting on
- 1985 Invited Lecturer, "Artificial Cells", DuPont Co., Wilmington, DE, USA.
- 1985 Invited participant: "Think Tank: The Bowel as a Kidney", Downstate Medical Center, Brooklyn, New York.
- 1985 Invited speaker "Artificial Cells in Medicine and Biotechnology", Montreal Physiological Society.
- 1985 VIth International Symposium on Hemoperfusion, Mexico
Honorary president
Invited speaker.
- 1985 Invited speaker for special breakfast meeting on "Hemoperfusion in chronic renal failure and aluminum removal", 25th Anniversary of Chronic Dialysis" to honour Professor B. Scribner, Seattle, USA.
- 1985 Invited participant, Science Council Workshop on Medical Devices, Toronto.
- 1985 Opening Plenary Lecturer, State art on "Artificial Blood", Annual Meeting of American Society of Artificial Internal Organs, Atlanta, USA.

- 1986 Invited speaker, International Conference on "Applications of New Technologies in Phospholipid Thin Membranes and Vesicles", US Naval Research Symposium, Tenebrice, Spain.
- 1986 Honorary President of Symposium, Cochairman, Program Committee, and invited speaker, 7th International Symposium on Hemoperfusion, Kiev, USSR, sponsored by the USSR Academy of Sciences, September.
- 1986 Invited speaker, Czechoslovakia Society of Nephrology and Czechoslovakia Academy of Sciences, Prague.
- 1986 Special invited lecturer and session chairman, Annual Meeting of the Controlled Release Society, Virginia, USA.
- 1986 Chairman of two sessions, invited speaker and Program Committee on Artificial Kidney "International Symposium on Biomedical Engineering, Artificial Organs, and Transplantation" to honour Professor W. Kolff, Utah, USA.
- 1986 Invited speaker, Gordon Research Conference on "Bioactive Polymeric Material in Biomedical and Agricultural Application", Oxnard, California.
- 1986 Invited speaker, Workshop on Drug and Enzyme Delivery Systems, Annual Meeting of the American Society of Artificial Internal Organs, U.S.A.
- 1986 Invited speaker on "Artificial Cells" Workshop on Biotechnology, Canadian Society of Biological Sciences, Guelph, Ontario.
- 1987 Chairman of Symposium and Opening Plenary speaker, III International Symposium on Blood Substitutes, Montreal.
- 1987 Chairman, panel on Blood Substitutes, Annual Meeting, American Society of Artificial Internal Organs, New York.
- 1987 Panel Chairman and invited speaker, panel on "Drug Delivery", 6th Congress of the International Society of Artificial Organs.
- 1987 Invited Speaker on "Immobilization of enzymes, liver cell cultures and hemoglobin" in Session on Medical Applications, 9th International Conference on Enzyme Engineering, Santa Barbara, California.
- 1987 Invited speaker and International Scientific Committee, International Symposium on Optimization of Blood Purification, Rostock.
- 1987 Invited plenary lecturer and chairman of session, 7th International Symposium on Microencapsulation, Zegreb, Yugoslavia.
- 1987 Invited speaker, NATO Workshop on Immobilized Enzymes, Italy.
- 1987 Invited panelist, Symposium on "Role of Hemoperfusion in acute liver failure", Georgetown University, Washington.
- 1987 Invited Guest speaker, American Society on Material (Edmonton, Alberta).
- 1987 Invited speaker, Grand Round, Faculty of Medicine, University of Alberta, Edmonton.
- 1987 Invited Speaker. Conference on Innovations in Protein modifications in therapeutics.
- 1988 Opening Ceremony State Art Lecturer on "Artificial Cells" 1988 Congress of the European Society for Artificial Organs, Prague, Czechoslovakia.
- 1988 Honorary President and Opening Ceremony Festive Lecturer on "Artificial Cells" 8th International Symposium on Hemoperfusion, Adsorbents and Immobilized Bioreactants, Rostock, Germany.
- 1988 Invited Speaker, session on Cell Biotechnology "Artificial Cells and Liposomes", 4th International Congress of Cell Biology, Montreal.
- 1988 Special invited speaker on "Artificial Blood". Symposium, Mexico City, Mexico.
- 1988 Invited lecturer on "Blood Substitutes". Mexican Academy of Surgery, Mexico City.
- 1988 Invited lecturer on "Blood Substitutes". Medical Centre, Mexico City, Mexico.
- 1988 Chairman of session and introductory lecture Gordon Research Conference on "Drug Carriers" New Hampshire, USA.
- 1988 Invited Speaker, Panel on New Trends in Artificial Organs, III World Biomaterials Congress, Kyoto, Japan.
- 1988 Special invited speaker on "Clinical Applications of hemoperfusion in intoxication and hepatic coma". Symposium, Mexico City, Mexico. 1988 Invited Lecture on Artificial Cells, Shiga University, Japan.

11T.M.S. Chang

- 1988 Invited Speaker International Congress on "New Trends in Nephrology, Dialysis and Transplantation". 9th Centenary, University of Bologna, Bologna, Italy.
- 1988 Session chairman, Artificial liver/pancreas, Annual Meeting of the American Society Artificial Internal Organs, Reno, USA.
- 1988 Invited lecturer in symposium on Mimetic Enzymes. Annual Meeting of the American Chemical Society, Toronto.
- 1988 Invited keynote lecture, Hybrid Artificial Organs Symposium, Bordeaux, France.
- 1989 Honorary president and invited speaker, 9th International Symposium on Hemoperfusion, adsorbents and immobilized bioreactants, Tokyo, Japan.
- 1989 Invited lecturer, Plenary session on "Enzyme Engineering in Medical Field". 10th International Conference on Enzyme Engineering, Kashikojima, Japan.
- 1989 Symposium Co-chairman, Invited lecturer, and Chairman of session, "In vitro and in vivo assessments of cross linked hemoglobin" in International Symposium on Red Blood Cell Substitutes. San Francisco, U.S.A.
- 1989 Invited speaker and chairman of session, International Symposium on Red Blood Cell Substitutes sponsored by the Japanese Red Cross Society.
- 1989 Invited lecturer. "Immunological aspects of modified hemoglobin as blood substitute" Biomedical Engineering Society, Symposium on "Blood Substitutes". Federation of American Biological Sciences, New Orleans, U.S.A.
- 1989 Invited lecturer, "Modified hemoglobin: in vivo studies" American Trauma Society Annual Meeting, Florida, USA.
- 1989 Invited lecturer, Red Blood Cell Substitutes, Waseda University, Tokyo Japan.
- 1989 Invited speaker "Modified Hemoglobin as Blood Substitutes past, present and future", Immunohematology Society, Canadian Red Cross Symposium on "Present Trends in Blood Transfusion", Banff, Alberta.
- 1989 Chairman and speaker, Workshop on Blood Substitutes, European Society of Artificial Organs, Brussels, Belgium.
- 1989 Invited speaker on Blood Substitutes, Montreal Red Cross Society, Montreal.
- 1989 Invited speaker, Biotechnological and Medical applications of Artificial Cells in International Conference on Biotechnology, Salamanca, Spain

11T.M.S. Chang

- 1990 Honorary president and invited plenary speaker, X International symposium on Hemoperfusion, absorbent and immobilized bioreactants, Rome, Italy
- 1990 Invited plenary speaker on Biotechnological approach based on artificial cells, Congress of the European Society for Artificial Organs, Bologna, Italy
- 1990 Invited plenary speaker, VI International Symposium on Microencapsulation, Glasgow
- 1990 Invited speaker on Artificial Cells. "International Conference on Membrane," Chicago, IL
- 1990 Invited speaker, symposium, American Chemical Society, Annual Meeting, Washington, DC, USA
- 1991 Invited speaker in panel on Hybrid Artificial Organs, Annual Meeting, American Society of Artificial Internal Organs, Chicago USA.
- 1991 Invited speaker and session chairman on "Blood Substitutes"; Annual Meeting, American Society of Artificial Internal Organs, Chicago, USA.
- 1991 Invited speaker, On "Red Blood Cell Substitutes by Modified Hemoglobin", CPTMQ CSLT Congress, Montreal.
- 1991 Congress President VIII World Congress, International Society of Artificial Organs, Montreal, Canada. Opening ceremony speaker on "35 years of artificial cells"
- 1991 Symposium Chairman and plenary speaker, on "Modified hemoglobin as blood substitutes", IV International Symposium on Blood Substitutes, Montreal, Canada.
- 1991 Invited lecturer on "Modified hemoglobin as blood substitutes", Symposium on "New Concepts in Blood Product Usage", Canadian Society of Hematology and Canadian Red Cross Blood Service, Annual Meeting, Royal College of Physicians of Canada, Quebec City.
- 1992 Chairman of panel on "Blood substitutes", and speaker on "Modified hemoglobin and clinical safety", American Society for Artificial Internal Organs, Annual Meeting, Memphis, USA.
- 1992 Invited plenary speaker on Blood Substitutes., XIX Congress of the European Society for Artificial Organs, Rhode Island, Greece.

- 1992 1st Julius Silver Lectureship, Julius Silver Symposium organized by the Julius Silver Institute of Biomedical Engineering, Technion Institute, Israel and the Israel Society of Biomedical Engineering. International
- 1992 Invited speaker, 8th International Symposium on Microencapsulation, Dublin, Ireland,
- 1993 Co-chairman and invited plenary speaker, V International Symposium on Blood Substitutes, San Diego, California, USA.
- 1993 Chairman and opening speaker, IB Conferenc on Blood Substitutes, Philadelphia, USA. 1993 Open plenary lecturer, Inaugurative congress of the founding of the Japanese Society for Blood Substitutes. Tokyo
- 1994 Honorary Congress President and Opening Plenary Speaker, XI Congress of the International Society for Artificial Cells, Blood Substitutes and Immobilization Biotechnology, with Professor R. Langer of MIT as organizer and congress president, Boston, USA.
- 1994 Conference Chairman and Opening Speaker IBC conferenece on Blood Substitutes. Washington, D.C.
- 1994 Invited speaker, on Blood Substitutes International Conference on Bioengineering, Krems, Austria.
- 1995 Invited speaker on "Artificial Cells Technologies" Meeting on Cell Transplantation. Technologies Applicable to Cell Therapy, Miami, U.S.A.
- 1995 Invited speaker Symposium on Tissue Engineering using Biomedical Polymers. Kyoto 1995 Invited Main Lecturer. (at last minute substituted by my recent Ph.D. graduate because too many invited lectures this year.) International Symposium on Polymer, Institute of Macromolecular Chemistry, Czech Academy of Science, Prague, Czech.
- 1995 Invited Special Lecturer on "Present Status of Modified Hemoglobin as Blood Substitutes" II Congress Japanese Society for Blood Substitute, Tokyo, Japan. This was followed by Invited Lecturer on "Specially desig ned modified hemoglobins" Waseda University, Tokyo and also Shonan Research Centre, Tokyo.
- 1995 Panel Chairman and opening speaker. Panel on Artificial Blood. Annual Meeting of the American Society for Artificial Internal Organs, Chicago.
- 1995 Chairman , Symposium on Tissue Engineering I: Basic Science and Chairman, Session Tissue and Cellular Engineering, 17th Annula International Conference of the IEEE Engineering in Medicine and Biology society & 21 Canadian Medical and Biological Engineering Conference, Montreal.
- 1995 Presidential address & Key note speaker on "Artificial Cells Biotechnology for Artificial Organs in the 21st Century". X World Congress of the International Society for Artificial Organs, Taipei, Taiwan.
- 1995 Opening speaker on "Present status of modified hemoglobin blood substitutes" International Symposium on the Technology of Blood Substitutes. Taipei, Taiwan.
- 1995 Invited Plenary lecture on "Microcapsule artificial cells containing enzyme, hepatocytes or genetically engineered microorganisms: implications in therapy and biotechnology" in the International Symposium on Microencapsulation, Drug Dynamics Institute, College of Pharmacy, U of T at Austin, Texas, U.S.A.
- 1996 Cochairman and invited speaker Session on "Safety and Efficacy of Artificial Oxygen Carrier" 24th Congress of the International Society of Blood Transfusion, Chiba, Japan.
- 1996 Co-chairman and invited speaker on "Deveopment of bioartificial liver" in Symposium on "Plasmapheresis and/or transplant for fulminant hepatic failure" International Conference for Apheresis. Kyoto, Japan.
- 1996 Co-chairman Session on Blood Substitutes. Annual meeting of the American Society for Artificial Internal Organs, Washington, D.C.
- 1996 Symposium Chairman and opening speaker, VII International Symposium on Blood Substitutes, Montreal
- 1996 Invited opening plenary speaker: Conference on Bioartificial Organs, Science and Technology, Sponsored by the Engineering Foundation, Nashville, Tennessee, USA
- 1997 Honorary congress president and plenary lecturer. XII Congress of the International Society for Artificial Cells, Blood Substitutes and Immobilization Biotechnology. Organized by the Chinese Academy of Medical Sciences ,Beijing, PRC. September. 1997 Symposium co-chairman and plenary lecturer of the VIII International Symposium on

- Blood Substitutes, Tokyo, Japan.
- 1997 Invited speaker and co-chairman of session on Artificial Cells & Blood Substitutes. Congress of the International Society for Artificial Organs. Rhode Island, U.S.A. 1997 Invited speaker, Symposium on Blood and Surgery : a Multidisciplinary approach, Winnipeg, Canada.
- 1997 Keynote speaker, "Blood substitutes - present status and future relevance in national blood supply policies" Canadian Society for Transfusion Medicine, Ottawa.
- 1998 Invited opening plenary lecture on "Artificial Cells, Immobilization and Encapsulation", Bioartificial Organs II: Technology, Medicine and Materials, Engineering Foundation Conferences, Banff, Canada.
- 1998 Invited Plenary Lecturer on " Artificial Cells including Blood Substitutes" 8th Asian-pacific Congress of Clinical Biochemistry, Kuala Lumpur, Malaysia
- 1998 Invited "State of the art lecture" on hemoglobin-based blood substitutes. XXVth Congress of the Int. Soc of Blood Transfusion. Oslo, Norway,
1998. Panel speaker on "Polyhemoglobin-catalase-superoxide dismutase: a new blood substitute Conference on Resuscitation Fluids, Institute of Medicine, National Academy of Science, Washington, D.C.
- 1999 Chairman and opening speaker. Panel on Artificial Blood. Annual Meeting of the American Society for Artificial Internal Organs
- 1999 Invited lecturer on Blood Substitutes in Conference on Biotech Alternatives to Blood & Plasma Products. London, UK
- 1999 Invited lecturere and chairman of panel on "Bioencapsulation" Innovation and Trends in Biotechnology, Laval, Quebec, Canada,
- 1999 Invited lecturer on "Artificial Cells including blood substitutes", Therapeutic Products Program, Continuing Education, Health Canada, Ottawa, Canada
- 1999 Invited speaker in symposium on "The bowel as an artificial kidney" Congress of the International Society for Artificial Organs, Edingburgh, UK.
- 1999 ISBP Award Plenary Lecture, Congress of the International Society for Blood Purification, Prague. (Sir Roy Calne was the winner of the 1998 ISBP Award Lecturer other previous winners have included Robert Rosenberg at the NIH, and Charles Dinarello then at Tufts)
- 2000 Invited Lecturer on Artificial Cells, Abbott Laboratory, Chicago
- 2000 Invited Lecturer on Blood Substitutes, International Conference on Transfusion Medicine 2001, Cambridge University, United Kingdom
- 2000 Invited Lecturer on Blood Substitutes, European Society for Trauma Surgery, Pisa, Italy
- 2000 Invited Plenary Speaker, Bionics for Human in 3rd Millenium, L'Aquila, Italy
- 2000 Chairman, Session on Award Lectures, Congress of the International Society for Blood Purification, Rome, Italy
- 2000 Session Chairman on Clinical Trials and Invited Lecturer on Present Status(1)Blood Substitutes (2) Oral therapy for uremia, III Bioartificial Organ Conference, Switzzland
- 2000 Symposium Co-chairman, session chairman and invited plenary lecturer on New Products in hemoglobin based blood substitutes, VIII International Symposium on Blood Substitutes, San Diego
- 2000 Invited Lecturer, Poly2000, American Chemical Society, Hawaii
- 2001 Invited Open Plenary Symposium lecturer on Artificial Cells in the 48th Annual Conference, American Society for Artificial Internal Organs, New York City, U.S.A..
- 2001 Invited speaker on "Blood Substitutes" 11th European Congress of Anaesthesiology, Florence. Italy.
- 2001 Chairman & Invited Speaker in panel on "Artificial Organs". 6th Symposium of World Artificial Organs, Immunology & Transplantation Society, Ottawa, Canada
- 2001 Invited Speaker in panel on "Treatment of Type 1 Diabetes", 6th Symposium of World Artificial Organs, Immunology & Transplantation Society, Ottawa, Canada
- 2001 Panelist in public panel on "Ask the Experts". 6th Symposium of World Artificial Organs, Immunology & Transplantation Society, Ottawa, Canada
- 2001 13th Congress of the International Society for Artificial Organs, Osaka, Japan. International Scientific committee, chairman of Panel session on "Genetic Engineering and

- Biotechnology in Artificial Organs”, and invited panel lecturer on “Artificial Cells for genetically engineered cells and modern biology in artificial organs”
- 2001 Invited speaker on Artificial Cells as visiting professor, Chinese Hong Kong University Medical School.
- 2001 Invited speaker on Artificial Cells. Capital Medical School Affiliated ChouYaung Hospital, Beijing.
- 2002 Invited lecturer on “Artificial Cells in Tissue Engineering with emphasis on oral therapy using artificial cells containing genetically engineered cells”. Tissue Engineering Conference, Pittsburg, Penn.
- 2002 Invited plenary speaker on “Future generations of Blood Substitutes” and member of Organizing committee of Conference on Blood Substitute organized by Karolinka Institute, Stockholm, Sweden.
- 2002 Keynote speaker on “Artificial Cells in Biotechnology and Medicine”, World Congress. Seoul, South Korea.
- 2002 Invited lecturer on “Blood Substitutes in trauma surgery:”. International Congress of Surgery, Taiwan.
- 2002 Invited Keynote speaker on “Artificial Cells in Bioencapsulation: macro, micro, nano and molecular”, Bioencapsulation Conference, Birmingham, U.K.
- 2002 Invited speaker on “Two new blood substitutes: polyhemoglobin-SOD-CAT and biodegradable polymeric Hb nanocapsules”, Mini symposium on Oxygen carrying resuscitation fluid, ATACCC, Florida, U.S.A.
- 2003 Invited Special Plenary speaker on Artificial Oxygen Carriers, International Symposia for Life Science and Medicine, Keio University, Tokyo, Japan (March)
- 2003 Honorary president and invited plenary speaker, 9th International Symposium on Blood Substitutes, Tokyo, Japan (March)
- 2003 Invited Speaker, Symposium, Research Fund Bayer/Canadian Blood Service/Hema Quebec
- 2003 Invited speaker on Artificial Cells in Medicine and Biotechnology. CIHR Workshop Regenerative Medicine and Artificial Organs, Toronto, Canada. (March)
- 2003 Chairman and invited speaker, precongress workshop on Blood Substitutes: present and future. Joint congress of International Society for Artificial Organs/American Society for Artificial Internal Organs. Washington D.C., U.S.A. (June)
- 2003 Invited Speaker on “Blood Substitutes & Artificial Cells” 4th Regenerative Medicine Conference , Washington, D.C. (November)
- 2003 Visiting Professor, Invited Lecture on Blood Substitutes, Grand Round, Department of Anesthesia and Critical Care, Massachusetts General Hospital, Harvard Medical School, Boston, U.S.A. (December).
- 2003 Invited plenary speaker. TEDA-Waston International Biotechnology Conference, Tianjin , PRC
- 2003 Invited speaker. Life Sciences Faculty, Nankai University, Tianjin, PRC
- 2003 Invited speaker. Chinese Academy of Medical Sciences/ Beijing Union Medical College. Beijing, PRC
- 2003 Invited speaker. Pharmaceutical Sciences and Biotechnology Faculty, Tianjin University, Tainjin, PRC
- 2004 Keynote speaker, Graduate Program Conference, Department of Pharmaceutical Sciences, University of Toronto, Canada.
- 2004 Invited speaker, VIP guest, scientific committee, the 3rd TEDA-WATSON International Forum on Biotechnology and Biomedicine, Tianjin, China
- 2004 Invited plenary speaker and Investiture as Visiting Professor Shen Zhen University, National Symposium on Hemoperfusion. ShenZhen, China
- 2004 Keynote speaker, 5th International European Molecular Biology Laboratory Ph.D. Students’ Symposium. European Molecular Biology Laboratory (EMBL), Heidelberg, Germany
- 2004 Invited plenary lecturer, International Conference on Chemistry Biology Interface: Synergistic New Frontiers. Delhi, India.
- 2005 Honorary Sympoium President and invited opening plenary speaker on “Evolution of Artificial Cells”, X International Symposium on Blood Substitutes, Rhode Island, Providence, U.S.A.

- 2005 Keynote Speaker on "Artificial Cells in Regenerative Medicine" II World Congress Regenerative Medicine, Lipzig, Germany
- 2005 Invited speaker on "Blood Substitutes: molecular biotechnology to nanobiotechnology" International Conference on New Technologies in Medicine, Krems, Austria
- 2005 Invited speaker on "Artificial Cells of macro, micro, nano and molecular dimensions" Department of Biomedical Engineering Seminar Series, McGill University.
- 2006 Invited speaker on "New Trends in Blood Substitutes: biological and synthetic oxygen carriers". Joint Conference of the Canadian Society for Transfusion Medicine/Canadian Blood Service/Hema-Quebec, Montreal.
- 2006 Invited Speaker, Biomedical Engineering Department Seminar Series, McGill University. 2006. Opening Plenary lecturer for the 3 days Business Conference section of the 9th International Conference on "Gene and Drug Therapy in Molecular Medicine" Crete, Greece. "Therapeutic Application of Polymeric Artificial Cells"
- 2006 Invited opening session lecture on "Therapeutic applications of polymeric artificial blood cells" International visions on blood substitutes. Hemoglobin-based oxygen carriers, from chemistry to clinic" University of Parma, Parma, Italy.
- 2006 Invited speaker: Technology in Liver Regeneration Conference on Stem Cells in Regenerative Medicine, Ankara, Turkey.(cancel because of airline security problem)
- 2006 Invited speaker on nano artificial red blood cell to the Nanoscience Group, University of Duisburg-Essen in Western Germany (Postponed because of airline security problem)
- 2007 Invited Opening keynote lecturer, 2007 Oct XI International Symposium on Blood Substitutes, Organized by Chinese Academy of Medical Sciences and Beijing Union Medical College, Beijing, China
- 2007 Chairman and panelist, Satellite symposium of XI ISBS on Toxicology of Blood Substitutes, Xian, China.
- 2007 Invited Opening keynote lecturer, XI International Symposium on Blood Substitutes, Organized by Chinese Academy of Medical Sciences and Beijing Union Medical College, Beijing, China
- 2007 Co-Chairman and panelist, Satellite symposium of XI ISBS on Toxicology of Blood Substitutes, Xian, China.
- 2007 Invited Speaker, Faculty of Medicine, Shantou University, Shantou, China 2007 Visiting Professor and invited speaker, Northwest University in Xian, China
- 2008 Invited lecturer, International Conference on Drug Design and Discovery, Dubai, UAE Dubais invited speaker
- 2008 International Drug Discovery Science & Technology Conference (IDDST) Opening keynote session in session on Regenerative Medicine, Beijing, China.
- 2008 Plenary speaker and chair of session, International Academy of Nanomedicine Symposium, Washington DC (Potomac MD) USA
- 2008 Guest Professor award ceremony and invited lecture. Shantou University, Shantou, China
- 2008 Plenary Keynote speaker, World Congress on Cancer, Shanghai, China (did not go because of unexpected illness)
- 2008 Invited Keynote speaker, Joint meeting of the 15th Japanese Society for Blood Substitutes and 6th Current Issues in Blood Substitutes, Keio University, Tokyo, Japan (did not go because of unexpected illness)
- 2009 Honorary President, opening speaker, invited speaker and panelist, XII International Symposium on Blood Substitutes, Parma, Italy.
- 2009 Opening plenary lecturer, First World Congress of the International Academy of Nanomedicine, Hainan, China
- 2009 Special invited speaker, Chinese Research Group on Blood Substitutes, Beijing China, Chinese Academy of Sciences.
- 2010 Opening Keynote plenary lecturer, 2nd World Congress of the International Academy of Nanomedicine, Antalya, Turkey
- 2010 Opening Keynote plenary lecturer. International Congress on Nanotechnology, Ottawa
- 2010 Opening Keynote plenary lecture BIOMED2010, Istanbul
- 2010 Opening Keynote plenary lecturer BIT 3rd Congress on Regenerative Medicine and Stem Cells, Shanghai, China.
- 2010 Opening Keynote plenary lecturer BIT 1st Congress on Nanomedicine, Beijing, China

- 2010 Invited Lecture, Tsinghua University, Beijing, China
- 2010 Invited Lecture, Peking University Health Sciences, Beijing, China
- 2010 Invited Lecture, Polytech University, Hong Kong, China
- 2010 Invited Lecture, Transfusion Institute, Beijing, China
- 2011 Acceptance speech for being voted the “Greatest McGillian” in McGill University’s 190 years history. Result of a worldwide poll to vote on 700 nominee and 20 finalists to celebrate the 190th anniversary of McGill University.
- 2011 Kjeldgaard Lecturer, Department of Molecular Biology, Aarhus University, Denmark
- 2011 Honorary president and opening lecture, XIII International Symposium of Blood Substitutes, Mass General Hospital, Harvard Medical School, Boston, Symposium president is Professor W Zapol, previously chief of Critical Care and Anesthesiology at at Mass General Hospital of Harvard Medical School. <http://www.medicine.mcgill.ca/artcell/536.pdf>
- 2011 Opening Keynote Speaker, Conference on Micro and Nano Systems, Chongqin, China 2011 Invited Speaker, Blood Transfusion Institute of the Chinese Academy of Medical Sciences and Peking Union Medical College.
- 2011 Invited Speaker, Ordos Blood Substitute Congress, Ordos, Inner Mongolia, China
- 2012 Opening Keynote lecturer on Frontier in Transfusion Medicine based on nanobiotechnological blood substitutes, BIT International Congress on Hematology, Beijing, China.
- 2012 Invited lecturer, Microcirculation Institute of the Chinese Academy of Medical Sciences, Beijing, China
- 2012 Invited lecturer, Beijing Transfusion Institute, Beijing, China
- 2012 Opening Keynote Lecturer and honorary president , III International Academy of Nanomedicine Congress, Ankara, Turkey.
- 2012 Invited Speaker, XX Conference on Bioencapsulation, Ontario, Canada
- 2013 Opening Plenary lecturer and Honorary Symposium President of the XIV International Symposium on Blood Substitutes and Oxygen Therapeutics. at the Blood Transfusion Institute of the Chinese Academy of Medical Sciences, China. Symposium president is the president of the Chinese Academy of Medical Sciences and the other honorary symposium president is the vice minister of health of China.
- 2013 “Fronteir in Medicine” lecture series, Shantou University Medical School. Title of lecture “Blood substitutes in transfusion medicine: present clinical status and future perspectives”
- 2013 “Distinguished speaker lecture series” title of lecture “Artificial Cells” Calgary University Biomedical Engineering group
- 2014 Opening Plenary Lecturer 3rd Congress of the International Society for Nanomedical Science (postpored because of unsettle condition in region)
- 2015 Honorary President and invited speaker on *Nanobiotherapeutics with enhanaced rbc functions*, 4th Congress of the International Society for Nanomedical Sciences, Turkey
- 2015 Honorary Presdient and invited speaker on Red blood cell replacement or Nanobiotherapeutics with enhanaced rbc functions?, XIV International Symposium on Blood Substitutes, Lund, Sweden
- 2015 Invited lecturer on Blood substitutes and nanobiotherapeutic Blood Transfusion Institute of the Chinese Academy of Medical Sciences
- 2015 Invited lecturer on Blood substitutes: Present status and future perspectives Tianjin International Biotherapeutic Research Institute, Tianjin, China.
- 2016 Invited “Eminent researchers” round table for Canada’s Science Review, Toronto, Canada
- 2016 Chinese Canadian Legend Award and address, Toronto, Canada
- 2017 Opening plenary speaker:)
60th Anniversary of the Invention of Artificial Cells in conjunction with of XVI International Symposium on Blood Substitutes and V ISNS Nanomedicine Conference,
Evolution of Artificial Cells to Nanobiotherapeutic, blood substitutes, Bioencapsulation, Hemoperfusion, Nanomedicine, etc. www.medicine.mcgill.ca/artcell/60AC.m4v
- 2017 Keynote lecture

60th Anniversary of the Invention of Artificial Cells in conjunction with of XVI International Symposium on Blood Substitutes and V ISNS Nanomedicine Conference,
Individual Roles of (1) Oxygen carriers, (2) Oxygen carries with antioxidant and (3) Oxygen carries with antioxidant and CO₂ transport.

2018. Opening Plenary Speaker on 3rd general blood substitute. Chinese Society Symposium on Blood Substitute, Chengdu, China

2018. Lecture on design of clinical trial, Chinese Society Symposium on Blood Substitute, Chengdu, China

2018. Closing remarks, Chinese Society Symposium on Blood Substitute, Chengdu, China 2018 Invited speaker, International workshop on Bioencapsulation and Industry, Montreal 2018 Invited speaker, Biomedical Symposium, University of Quebec at Montreal

2019. Invited plenary speaker and Honorary President, 2018 V ISNS World Conference on Nanomedicine, Delhi, India

2019. Plenary Lecturer 13th Asian Science Camp (ASC 2019) Shantou, China

2019. Honorary President and opening presidential lecture, XVII International Symposium on Blood Substitutes, Nara, Japan

2019 Plenary Lecture Pacific-Asia Society of Blood Purification Nephrology Subdivision, Shenzhen, China.

2019 A number of smaller invited talks during a visit to China for the planning of the "Chang Artificial Cell Research Centre"

2019 Invited Speaker, Shantou University First Affiliated Hospital, Shantou, China., (invited speaker).

**2020-Since COVID pandemic did not participate in meetings in person but
Placed my plenary lecture for all to view at www.mcgill.ca/artcell also occasionally present online**

2021 Opening Address. Chinese meeting on Blood Substitutes (online)

2021 Opening Address and Opening Plenary Lecture, South China Conference on Renal Immunology and blood purification (online)

2024. XIX International Symposium on Blood Substitutes, Maryland U.S.A.(in person)

Honorary symposium president opening lecture

Chair and lecture in panel on "Cardiac toxicity of blood substitutes: fact or misinformation?"

2025.7th BIOTEC-CHINA International Biotechnology Conference, Beijing, China. Online presentation

2025 WCID-2025 Stockholm, Sweden, Online lecture "artificial cells in the fight against COVID-19 Online

2025 Inaugurative Conference of the International Plasmapheresis Blood Health Care Alliance (IPABHA) President Prof Shenzhen, China. Presented opening address by video. Elected to be tenured honorary president

2026 XX International Symposium on Blood Substitutes. Will participant as honorary president

2026 VI International Congress of Nanomedical Sciences, Delhi, India. As honorary president

PATENTS and PATENT APPLICATIONS:

1. T.M.S. Chang (1970) "Nonthrombogenic Microcapsules": U.S. Patent, 3, 522, 346
2. T.M.S. Chang, F.C. MacIntosh and S.G. Mason (1971) "Encapsulated hydrophilic compositions and Methods of Making them" Canadian Patent, 873, 815
3. T.M.S. Chang (1971) "Nonthrombogenic microcapsules" Canadian Patent, 876, 100
4. T.M.S. Chang (1973) "Blood compatible microcapsules containing detoxicants" U.S. Patent, 3, 725, 113
5. T.M.S. Chang (1976) "Blood compatible microcapsules containing detoxicants" Canadian Patent, 982, 941
6. T.M.S. Chang and J. Daka (1990) "A novel method for bilirubin removal" Canadian Patent granted.
7. T.M.S. Chang, L. Bourget and C. Lister (1991) Novel method of amino acid removal by immobilized bioreactant based on new findings of entero-recirculation of amino acids

USA

- Patent No. 5,147,641, Issued Sept. 15, 1992
8. T.M.S. Chang, L. Bourget and C. Lister (1989) Patent as above, Canada
 9. T.M.S. Chang and H. Wong (1992) A novel method for cell encapsulation in artificial cells. USA Patent No. 5,084,350, Issued Jan. 28, 1992
 10. T.M.S. Chang and C. Lister (1993) Screening test for modified hemoglobin blood substitute before use in human. U.S. Patent No. 5,200,323, Issued April 6, 1993
 11. T.M.S. Chang and W.P. Yu (1992). Biodegradable polymer membrane containing hemoglobin as potential blood substitutes. British Provisional Patent No. 9219426.5, Issued September 14, 1992.
 12. T.M.S. Chang and W.P. Yu (1997). Biodegradable polymer membrane containing hemoglobin for blood substitutes. U.S.A. Patent 5670173 September, 23, 1997
 13. D'Agnillo F & TMS. Chang (1997) Modified hemoglobin blood substitute from Cross-linked hemoglobin-superoxide dismutase-catalase. US patent 5,606,025, Feb, 1997
 14. D'Agnillo F & T.M.S.Chang Hemoglobin-enzyme complexes. Canadian Patent 2,135,739
 15. Satya Prakash & T.M.S.Chang (1996) Microencapsulated genetically engineered microorganisms for clinical application. British Priority Patent No 9601333-9, January 23, 1996
 16. T.M.S.Chang & Satya Prakash(1998) Microencapsulated genetically engineered microorganisms for clinical application. International PTC application for Europe, Japan, U.S.A.& Canada.(removal of urea and ammonia)
 17. Satya Prakash & T.M.S.Chang (April, 28, 1999). Microencapsulated genetically engineered E. Coli DH5 cells for the removal of undesired electrolytes and/or metabolites. U.S.A. Provisional Application. Serial Number 60/131,468
 18. Satya Prakash & TMS Chang (April 27, 2000) Artificial Cells Microencapsulated Genetically Engineered E. Coli DH5 Cells for the Removal of Undersired electrolytes and/or metabolites. International Application No:PCT/CA00/00482
 19. TMS Chang & Satya Prakash (2001) Microencapsulated genetically engineered microorganisms for clinical application. U.S. Patent 6,217,859 April 17 2001.
 20. TMS Chang & Satya Prakash (2001) Microencapsulated genetically engineered microorganisms for clinical application. Japanese Patent 3228941 (September 7 2001).
 21. TMS Chang, & WP Yu (2001) Biodegradable Polymeric Nanocapsules and uses thereof. U.S. Provisional Patent Application. No 60/316,001 (August 31, 2001)
 22. TMS Chang, D.Powanda & WP Yu (2002) Biodegradable Polymeric Nanocapsules and uses thereof. International Patent Application No. PCT/CA02/01331- August 2002. WO 03/017989 A1 (2003)
 23. TMS Chang, D.Powanda & WP Yu (2002) Biodegradable Polymeric Nanocapsules and uses thereof. Chinese Patent Application 2004
 24. TMS Chang & Binglan Yu (2002) Composition for inhibiting tumour growth and methods thereof. US Provisional Patent Application 60/364,581 (March 18, 2002)
 25. TMS Chang & Binglan Yu (2003) Composition for inhibiting tumour growth and methods thereof. US Patent Application (March 2003)
 26. T.M.S. Chang and C. Lister (2003). Screening test for modified hemoglobin blood substitute before use in human. Canadian Patent (awarded)
 27. TMS Chang, D.Powanda & WP Yu (2004) Biodegradable Polymeric Nanocapsules and uses thereof. U.S. Patent Application February 27 2004
 28. TMS Chang, D.Powanda & WP Yu (2007) Biodegradable Polymeric Nanocapsules and uses thereof. Chinese Patent awarded
 29. TMS Chang & Wong, N (2007) A novel blood substitute. U.S. Provisional Patent.60/968720 August 29, 2007
 30. TMS Chang, & WP Yu (2008) Biodegradable Polymeric Nanocapsules and uses thereof. U.S. Patent Awarded Nov 2008
 31. TMS Chang, & WP Yu (2008) Biodegradable Polymeric Nanocapsules and uses thereof. Chinese Patent Awarded 2008
 32. TMS Chang & YZ Bian (2011) Novel Blood Substitute with complete red blood cell functions. U.S. Provisional Patent US 61/490.304
 33. TMS Chang & YZ Bian (2021) Novel Blood Substitute with complete red blood cell functions. Canadian Patent approved
 34. TMS Chang & M Hoq.(2023) Artificial blood substitutes. US Provisional Patent
 35. TMS Chang & M Hoq.(2025).Artificial Blood Patent application for Canada
 36. TMS Chang & M Hoq.(2025) Artificial Blood Patent application for China

COMMITTEES AND BOARDS:

1. Diocesan Boys' School, Hong Kong:
Head Prefect of Boarding School. Captain,
Featherstone House (sports).
Pianist, General Assembly and Chapel services.
2. McGill University Undergraduate:
Social Convenor and Student Council, Douglas Hall of Residence, McGill. McGill
Intercollegiate Wrestling Team (Letter award).
Sunday School Teacher, Christ Church Cathedral, Montreal.
3. Free voluntary community service in Montreal Chinese Hospital:
First of the annually rotating chairmen, Medical Board, newly built Montreal Chinese Hospital (free
voluntary service) (1966-1967).
Attending staff and chief of laboratory (free voluntary service) (1966 until Medicare in
Quebec);
Consultant – free voluntary service (since Medicare started until 1982); Honorary
Consultant, free voluntary service (1982-1987);
Honorary Staff, free voluntary service (1987- present).
4. Board of Directors, Preville Presbyterian Church (1967-1968).
5. Advisory Board, Biannual International Enzyme Engineering Conference (1971).
6. Committee on the Standardization of Nomenclature in Enzyme Technology, (consisting of E
Katchalski, Y Levin & A Patchornik from Israel; J Porath & K Mosbach from Sweden; MD Lilly from
the UK; G Manecke from Germany; PV Sundarum from India; NO Kaplan, VH Edwards, AE
Humphrey, EK Pye, HH Weetall & LB Wingard, Jr. from the USA; & TMS Chang from Canada
(1971 +1973).
7. Canadian National Committee, National Research Council of Canada, International Union of
Pure and Applied Biophysics (1971-1975).
8. Isotope Committee, McIntyre Building, McGill University (1967-1976).
9. Ad Hoc Committee on Contracts from Drug Systems, National Institute of Child
Health and Human Development, National Institutes of Health, Washington, DC (1972).
10. Postgraduate Awards Committee, Faculty of Medicine, McGill University (1972-79).
11. Advisory Board, Biannual International Enzyme Engineering Conference (1973).
12. Project Site Visit and Special Study Section, National Institutes of Health (USA)(1974).
13. Project Site Visit and Special Study Section, National Institutes of Health (USA) (1975).
14. Consultant, National Institute of Child Health and Human Development, National Institutes
of Health, Washington, DC (1975-1977).
15. Promotion, Reappointment and Tenure Committee, Dept of Physiology, McGill
University (1975-1977).
16. Statutory Committee for Professors in Medicine, McGill University (1975).
17. Statutory Committee for Professors in Biochemistry, McGill University (1977).
18. Advisory Board, Biannual International Enzyme Engineering Conference (1977).
19. Chairman and Organizer, International Symposium on "Some Novel Approaches in Artificial
Kidney, Artificial Liver and Detoxification", (1st International Symposium on Hemoperfusion)
Montreal (1977).
20. Canadian Standard Association Subcommittee on Kidney Dialysis (1977-1987).
21. International Council Member, International Society for Artificial Organs (1977-1982).
22. Scientific Film Comm., American Society for Artificial Internal Organs (1977).
23. Video Committee, American Society for Artificial Internal Organs (1977).
24. Program Committee, American Society for Artificial Internal Organs (1978-81).
25. Project Site Visit and Special Study Section, National Institutes of Health (USA)(1978).
26. Search Committee for Physiology Chairman, McGill University (1978).
27. McGill University Patent Policy Review Committee (1979).
28. McGill University Ad Hoc Committee on visiting scholars, fellows and students from China

- (1979).
29. Cochairman, 2nd International Symposium on Hemoperfusion, Israel Institute of Technology, Technion, Israel (1979).
 30. Organizer and initiator, Canadian Society for Artificial Organs, Artificial Organs, Artificial Cells and Medical Devices (1979).
 31. Member of International Program Committee, Symposium on Control Aspects of Artificial Organs. International Federation of Automatic Control and International Society for Artificial Organs, Warsaw, Poland (1979-1980).
 32. Co-chairman, Gordon Research Conference on "Drug Carriers in Biology and Medicine", New Hampshire, USA (1980).
 33. Admissions Committee, Faculty of Medicine, McGill University (1979-1982).
 34. Departmental Policy Committee, Dept. of Physiology, McGill Univ. (1979-1986).
 35. Advisory Board, Biannual International Enzyme Engineering Conference, Japan (1981).
 36. Founding President, Canadian Society for Artificial Organs, Artificial Cells and Medical Devices (1980-1982).
 37. Standing Committee on Biotechnology, McGill University (1980-1981).
 38. Biotechnology Research Group, Faculty of Graduate Studies and Research, McGill University (1981-1984).
 39. Keyman on Hemoperfusion, Program Committee, International Congress of the International Society for Artificial Organs, Paris, France (1981).
 40. Chairman, Gordon Research Conference on "Drug Carriers in Biology and Medicine", New Hampshire, USA (1982).
 41. Honorary President, 4th International Symposium on "Hemoperfusion", Turkey and member of International Organizing Committee (1982).
 42. Member, McGill University Regional Advisory Group of International Development Research Centre of Canada (IDRC) on People's Republic of China (1982-present).
 43. Board of Trustees, International Society for Artificial Organs (1982-1986).
 44. Symposium President and Chairman of Organizing Committee, Fifth International Symposium on "Microencapsulation, Including Artificial Cells", Montreal, Canada (1983).
 45. Fifth International Symposium on "Hemoperfusion and Artificial Organs", People's Republic of China, International Scientific Committee (1983). Co sponsored by the Chinese Biomedical Engineering Society and the International Society of Artificial Organs.
 46. Advisory Committee, VII International Conference on Enzyme Engineering, Engineering Foundation for 1983.
 47. Organizing Committee and chairman of program committee on Hemoperfusion", 4th International Congress of the International Society of Artificial Organs, Kyoto, Japan (1983).
 48. International Scientific Committee, International Symposium on Hemodetoxications in Nonuremic patients, Italy (1983).
Hemoperfusion, sorbents and immobilized bioreactants series (1983 to present)
 49. Consultant, Dialaid International Ltd. (1981-1984), which became Biomicroencapsulation Technology Ltd., Montreal (1984 to 1986), which became Carbomed, Co. (1986-1990).
 50. Scientific Advisory Board, Karyon Technology Co., Boston, Mass, USA (1983 to 1986).
 51. Honorary president, 6th International Symposium on Hemoperfusion (1985), and member of International Scientific Committee, Mexico. Co sponsored by the Mexican Society of Nephrology and the International Society of Artificial Organs.
 52. Organizing Committee (past chairmen), Gordon Research Conference on "Drug Carriers in Biology and Medicine", New Hampshire, USA (1984).
 53. International Committee, NATO Advanced Study Institute on Biopolymer, Turkey (1984).
 54. Advisory Committee, Biotechnology, McGill University (1984 to 1993).
 55. 5th Congress of the International Society of Artificial Organs, Chicago, U.S.A. (1985)
Chairman, Program Committee on "Artificial pancreas/artificial liver". Chairman, workshop on "Artificial Cells"; Specialty Chairman on "Plasmapheresis Blood Manipulation Field".
 56. Chairman, Search Committee for Cardiovascular Physiologist, Dept. of Physiology, McGill University (1986).
 57. Chairman, Advisory Committee Meeting on "Particulate Contamination in Medical Devices", Bureau of Medical Devices, Department of Health and Welfare, Government of Canada, Feb. 1986, Ottawa.

58. Honorary President, 7th International Symposium on Hemoperfusion, Kiev,USSR (1986). Sponsored by the USSR Academy of Sciences.
59. President, 3rd International Symposium on Blood Substitutes, Montreal, PQ, Canada (1987).
60. Committee on Appointment, Tenure and reappointment, Physiology, McGill (1983-85)
61. International Program Committee for the Joint World Congress of International Society of Artificial Organs and European Society of Artificial Organs, Munich, Germany, 1987.
62. International Program Committee: International Symposium on "Optimization of Blood Purification", Rostock GDR, 1987.
63. Program committee on Artificial Cells and Hemoperfusion. 1988 Congress of the European Society of Artificial Organs, Prague, Czechoslovakia.
64. Program Committee, Annual Meetings of the American Society of Artificial Internal Organs (1986 to 1992).
65. Program Committee, 7th International Symposium on Microencapsulation, 1987.
66. Scientific Advisory Board, Hemosol Co., Toronto, Canada.(1988-1998)
67. Member of Chairman's Advisory Committee, Department of Physiology, McGill University (1988-present)
68. Honorary President, 8th International Symposium on Hemoperfusion, Sorbent and Immobilized Bioreactants, Germany, 1988.
69. Cochairman, 1989 International Symposium on Red Blood Cell Substitutes: Design and Clinical Application, San Francisco, U.S.A.
70. Honorary President, 9th International Symposium on Hemoperfusion, Sorbent and Immobilized Bioreactants, Tokyo, Japan, 1989.
71. Program Committee, 1989 Congress of the International Society of Artificial Organs, Sapporo, Japan.
72. Honorary President, 10th International Symposium on Hemoperfusion, Sorbent and Immobilized Bioreactants, Rome, Italy, 1990.
73. International Scientific Advisory Committee member,7th International Symposium on Microencapsulation, Glasgow, Scotland, 1990.
74. Congress President, 8th World Congress of the International Society of Artificial Organs, in conjunction with the 4th International Symposium of Blood Substitutes, Montreal, 1991.
75. International Scientific Advisory Committee, 8th International Symposium on Microencapsulation, Ireland, 1992.
76. Member, McGill Biotechnology Committee (1984 to present).
77. Member, Subcommittee on Research Centers, Faculty of Graduate Studies (1991).
78. Board of Trustee, International Society of Artificial Organs. Reappointed for 1989 1993.
79. Honorary President, International Society for Artificial Cells and Immobilization Biotechnology (1991-present).
80. President, International Society for Artificial Organs (1994-1996).
81. International Scientific Advisory Committee, 9th International Symposium on Microencapsulation, Turkey,1993.
82. Honorary congress president, XI Congress of the International Society for Artificial Cells, Blood Substitutes and Immobilization Biotechnology. (Congress president Professor R.Langer of MIT which organized this), Boston,1994.
83. Conference Chairman IBC Conference on Blood Substitutes, Washington D.C. 1994
84. International Scientific Advisory Committee, 9th International Symposium on Microencapsulation, USA ,1993.
85. Program Chairman, International Organizing Committee, Xth World Congress of the International Society for Artificial Organs, Taipei, Taiwan (1995).
86. Chairman, VI International Symposium on Blood Substitutes. Montreal 1996.
87. Organizing Committee, Congress of the International Society for Artificial Organs, Rhode Island, U.S.A.
88. Cochairman, VI International Symposium on Blood Substitutes Tokyo, Japan 1997
89. Honorary congress president, XII Congress of the International Society for Artificial Cells, Blood Substitutes and Immobilization Biotechnology. Organized by the Chinese Academy of Medical Science with president of academy as congress president) Beijing,PRC,1997
90. Cochairman and member of organizing committee, VIII International Symposium on Blood Substitutes, San Diego, 2000
91. Honorary Chairman, International Society for Artificial Cells, Blood Substitutes & Immobilization Biotechnology XIV Conference on "Artificial Cells & Cells in Novel Medical

- Application” Istanbul, Turkey
92. Member of MRC and CIHR “Pharmaceutical Sciences” Grants Review committee. (1999-2001)
 93. FRSQ & MSSS (Quebec Ministry of Health) Member of Working group on Research Priority in Transfusion Medicine (2000-2001).
 94. Member, International Scientific Committee of the 13th Congress of the International Society for Artificial Organs, Osaka, Japan, 2001
 95. Member, Organizing committee of Conference in Blood Substitute organized by Karolinka Institute, Stockholm, Sweden. 2002 June
 96. Member, International Scientific Committee of the 13th Congress of the International Society for Artificial Organs, Washington, D.C. 2003 June
 97. Chairman and Organizer, pre-congress workshop on Blood Substitutes: present and future. Joint congress of International Society for Artificial Organs/American Society for Artificial Internal Organs. Washington D.C., 2003 June
 98. Honorary President and Member of International Advisory Committee, IX International Symposium on Blood Substitutes, Tokyo, Japan 2003 March
 99. Scientific committee and VIP guest, III International Symposium on Biotechnology and Biomedicine, Tianjin, PRC. 2004
 100. Honorary President and Member of International Advisory Committee, X International Symposium on Blood Substitutes, Providence, Rhode Island 2005, June
 101. Member, Scientific Board, 2nd World Congress on Regenerative Medicine, Germany
 102. 2004 Olympic Summer Games, Athen. Expert consultant (blood substitutes) for the ad hoc Court of Arbitration for Sport (CAS) on doping related matters (e.g. blood substitutes).
 103. 2006 XX Olympic Winter Games, Turin. Expert consultant for the ad hoc Court of Arbitration for Sport (CAS) on doping related matters (e.g. blood substitutes).
 104. 2006 March XVIII Commonwealth Games, Melbourne. Expert consultant for the ad hoc Court of Arbitration for Sport (CAS) doping related matters (e.g. blood substitutes).
 105. Honorary President and Member of International Advisory Committee, XI International Symposium on Blood Substitutes, Beijing, China 2007
 106. International Scientific Board, Congress of ESAO 2007 Austria
 107. Founding member, International Academy of Nanomedicine 2008-
 108. NATO co-director of workshop on Advance Institute of Science 2008
 109. Honorary President and Member of International Advisory Committee, XII International Symposium on Blood Substitutes, Parma, Italy. 2009
 110. President and member of the board, International Academy of Nanomedicine, 2009-2010
 111. International Scientific Advisory Committee 2nd World Congress of the International Academy of Nanomedicine, Antalya, Turkey
 112. International Scientific Advisory Committee. 2010 International Congress on Nanotechnology, Ottawa
 113. International Scientific Advisory Committee 2010 BIT 3rd Congress on Regenerative Medicine and Stem Cells, Shanghai, China.
 114. International Scientific Advisory Committee BIT 1st Congress on Nanomedicine, Beijing, China, 2010
 115. Honorary President and member, International Scientific Advisory Committee, 2011 XIII International Symposium on Blood Substitutes and Oxygen Carriers, Mass General, Harvard, Boston
 116. International Scientific Advisory Committee 2012 3rd World Congress of the International Academy of Nanomedicine, Ankara, Turkey
 117. Honorary President, International Scientific Advisory Committee 2013 XIV International Symposium on Blood Substitutes, Institute of Blood Transfusion, Chinese Academy of Medical Sciences, China
 118. Honorary President and International Scientific Advisory Committee 2015 XV International Symposium on Blood Substitutes, Lund, Sweden
 119. Honorary President, 60th Anniversary of Artificial Cells in conjunction with 2017 XVI International Symposium on Blood Substitutes and V Congress of Nanomedical Sciences.
 120. 2017, Honorary President, Quebec Branch of the Chiu Chow Association (Hometown of Shantou)
 121. Chinese government’s Overseas Chinese Expert Advisory Committee on Trade, Science and Technology 2017-2021

122. Honorary President, VI ISNS World Nanomedicine Conference, Delhi, India.
123. Honorary President and International Scientific Advisory Committee 2019 XVII International Symposium on Blood Substitutes, Nara, Japan
124. Key consultant, Chinese Research Alliance on Innovation, and Industrial development of Blood Engineered Products 2018-
125. 2019 Honorary President, 30th Anniversary of the Quebec Branch of the Chiu Chow Association (Hometown of Shantou)
126. 2022 Honorary President and International Scientific Advisory Committee XVIII International Symposium on Blood Substitutes, Berlin, Germany (Cancelled due to pandemic)
127. 2024 Honorary president and International Scientific Advisory Committee XIX International Symposium on Blood Substitutes, U.S.A.
128. 2026 Honorary president and International Scientific Advisory Committee XX International Symposium on Blood Substitutes, Xian, China