



ARCH 325/680 2022 – Workshops

Workshop 1 - THEME: contour drawing + subject, not object

Media: soft pencil, pencil/ink sketchbook (NOT watercolour paper)

Part 1: 60 minutes – minimum 20 quick studies of subjects, not objects

1. Divide a 9 x 12 inch sketchbook page into 6 or 8 framed thumbnails. Use masking tape or draw with your pencil, but make sure that each thumbnail is defined by its own frame. In other words, if you *draw* the frame, use a double line to subdivide the page.



2. Make a series of 16-20 drawings, **2-3** minutes each – contour (line) only, **NO SHADING**
3. Work quickly - start by 'claiming' the boundaries: left to right (eg, horizon line), top to bottom (eg, the vertical line of a telephone pole, a flagpole, a tree, a chimney or the corner of a building)
4. Develop the drawing in layers and push the drawing to the edges – **FILL THE FRAME** – if you find yourself stuck in the centre, on an object like a fire hydrant or a park bench, go back to the subject and find cues that will allow you to take the drawing out to the boundary, for example, a telephone wire, a shadow, a crack in the asphalt, the path of a seagull flying across the page...
5. Concentrate on not thinking about what things are, or what you think is important. Treat space as solid. Take the 'labels' away – by 'labels', we mean words like car, tree, house, window, and so on....

Part 2: 30 minutes - same, but larger thumbnails, longer studies – **7 1/2** minutes each

1. Divide the pages into 4 framed thumbnails
2. Develop 4 studies, same strategy, contour PLUS crosshatch for values (shade and shadow)

Part 3: 30 minutes – same, larger thumbnails, **15** minutes each

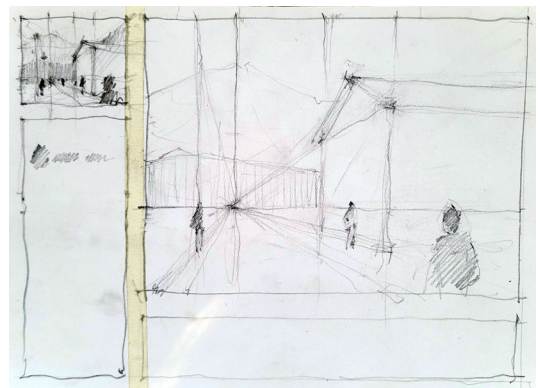
1. Divide the page into 2 framed thumbnails
2. Develop 2 studies, same strategy, contour and crosshatch

Workshop 2 - THEME: subject, not object + light and shade

Media: pencil and wash, watercolours, watercolour paper/pad

Part 1: 60 minutes – 2 studies @ 30 minutes each, based on Workshop 1, but with the addition of a neutral (grey) wash mixed with BURNT UMBER and FRENCH ULTRAMARINE

Part 2: 60 minutes – 2 studies @ 30 minutes each, based on the 'Tondino' format with the page divided to create areas for a small thumbnail at the upper left, a test strip and the large finished study – do the thumbnail first, with contour, crosshatching and loose wash



Workshop 3 - THEME: subject, not object + light and shade + colour

Media: pencil and watercolour, watercolour paper/pad

Part 1: 60 minutes - 2 sketches based on Workshop 2, Part 2, with a 3rd colour added

Part 2: 60 minutes – 2 more sketches, with a 4th colour added... then a 5th